

# Quadratic Reciprocity and the Langlands Program: the pictorial way through Hidden Symmetries of numbers

Ilya Zakharevich



*Email:* math@ilyaz.org

... the history of the theory of numbers [...] is dominated by the law of reciprocity.  
Letter from Andre Weil to Simone Weil (Bonne-Nouvelle military prison, Rouen, March 1940)

When I discovered that the sine can be expressed algebraically as a series, a barrier came tumbling down, and mathematics became one. To this day I see the various branches of mathematics, together with mathematical physics, as a unified whole.  
I. M. Gelfand, Interview with *Quantum* (Jan–Feb 1991)

These notes grew up from a brief discussion about the Langlands program we had at our Math Circles (in sections for grades 3–4). The format of our Math Circles includes detailed reports about every meeting sent to the parents (who are assumed to discuss them with the kids). At the meeting in question, we were intentionally vague about most of technical details, painting only the rudimentary outline in very coarse strokes. However, it turned out that to make a meaningful written exposition, we needed to fill these holes in the report. This resulted in a huge appendix<sup>1</sup> to the report to the parents; it became the bulk of these notes.

All that these notes require from the reader is a fluent working knowledge of “engineering-grade math”—and a lot of stamina. We also had an ulterior motive: the way we wrote the “Langlands part” puts it out of reach for all but a handful of most advanced high-schoolers. So we hope that these notes demonstrate how accessible this beautiful landscape turns out to be, and that this may inspire one of the readers to find further simplification which would allow detailed discussions of the Langlands Program in Math Circles for high-schoolers.

Moreover, we already know how to discuss the first segment of these notes (one dedicated to Quadratic Reciprocity) at Math Circles. To reflect this, certain parts of this segment are written in a particular form to match what we did with kids in our circles (Grades 1–4). We put such parts between the signs  .

Essentially, our aim is to expose a few simplest cases (of those not covered by Class Field Theory) for which the Langlands program *works as a bridge* between two “almost” completely elementary contexts — “almost” since one of them needs Fourier series...<sup>2</sup> (In general, the Langlands program needs to be stated in terms of two “representations” — and both are quite high-brow topics. In contrast, we do not mention representations until almost the end of these notes.)

In the appendix, we highlight features of Euler’s approach to quadratic reciprocity. This approach (“look for symmetries”) is more suitable to generalizations than Legendre’s approach (the “reciprocity”). (However, it is the Legendre’s approach which the “popular math” movement made better known.)

**In the electronic copy there is a lot of clickable crossreferences and links to Web resources.<sup>4</sup>  
The plots there allow a deep zooming in.**

<sup>1</sup>We hoped to make it short, and the first versions were — but they turned out to be unreadable.

<sup>2</sup>Only a very minimal knowledge of Fourier series is required. In this context, the most important feature is the Fourier transform being a *bijection* between sequences and periodic functions — so it *recodes* the information contained in the series into a function (and back).

It is also useful to understand that the rate of decay of Fourier coefficients corresponds to the smoothness of the sum of Fourier series. (In particular, taking derivative — which makes a  $C^k$ -function “less smooth” — corresponds to multiplication by  $n$  — which makes the Fourier coefficients decay slower. Likewise for integration: it makes a function “smoother”, and makes the Fourier coefficients to decay quicker.)

Finally, it may help to know some particular cases of the preceding connection. In particular, if coefficients are in  $\ell_1$  (hence “do not decay too slow”) then the sum of the series is a continuous function. (In the opposite direction one can get only a much weaker estimate: continuity implies that the coefficients are bounded.)<sup>3</sup>

<sup>3</sup>Recall that it is possible to get a 1-to-1 match between “degrees of the growth of coefficients” and “degrees of smoothness of the sum” — but one needs a bit more complicated gauges of these degrees, such as the Sobolev classes

<sup>4</sup>The paper copy has them dot-underlined, as above.

## Contents

<b>Digest: Meetings on Quadratic Reciprocity etc. (Grades 1–4, Ilya 2018-05): the “hidden symmetries” in deg = 2 are periodicity and mirroring</b>	
Divisors of polynomial sequences: the simplest cases	5
Wheels	5
Example in deg = 2: pizza numbers	7
Conductor of another sequence of degree 2: “squares + 3”	9
Divisor of sequences of deg = 2: two more cases	12
Improved coloring	15
Euler’s formulation: the “hidden symmetries”	15
<b>Degree 3: a coarse-grained approach (Grades 3–4, Ilya 2018-05)</b>	
From degree 2 to degree 3	18
Example: Divisors of “tetrahedral numbers + 2”	19
Recent developments: the Langlands program	20
<b>The simplest Langlands’ patterns in more detail: the “hidden symmetries” in deg = 3 are fractal</b>	
Bread crumbs: A very coarse outline of the Langlands’ pattern	22
The appetizers for what follows	25
In more detail	29
Fractality laws: the simplified example	29
The zoo of fractality laws	32
Example: the toy fractality law as a symmetry	32
The Cantor set of non-smooth points on the example plot	34
All the fractal transformations together: infinities and regularizations	37
Fractality law for antiderivative	38
Hidden symmetries in degree 3: the first “real life” case	38
A simpler-to-plot example: $M = 6$	41
Maass fractality laws	44
The transliteration rules	48
<b>Appendix: More patterns, and additional pictorial examples</b>	
Finer points of the transliteration rules	51
“Distillation” and Motives	53
Fractional-linear transformations	56
Prime conductors and “Tetrahedral + 2” again	57
The honest fractality law for $F^{(-1)}(t)$	60
Plots for degree 2	61
Historical approach: cases that <i>only</i> the Langlands program can explain	62
<b>On Lobachevsky geometry and zones of self-similarity</b>	
The groups of symmetries	64
Lobachevsky-symmetries: the case $c = 1$	65
Enhance the picture: the gray disks	66
The case $c = 5$	67
The gray disks and the “special zones”	68
Covering properties of the zones of horizon-self-similarity	71
More symmetries	73
Adding “sign-flipping” zones	75
All horizon-similar zones	76

Complement to zones	79
<b>Degrees higher than 3 and “extra distillations”</b>	
Degree 4: the surprising (counter)examples	82
The “extra” distillation in degree 4 and the “expected” behavior	95
Distillation undoes “fusion”	99
Grand Unification I: Denominators in Weil Conjectures	100
Grand Unification II: Permutation matrices and Galois symmetries	102
Grand Unification III: From reducible polynomials to “distillation”	103
Example: the naive distillation	105
The “extra” distillation: the case $D_4$	107
$F_{\text{dist}}(t)$ and how to recover the sequence of colors	109
Abelian case of degree 3 and the “extra distillation”	110
Cubic reciprocity: Class Field Theory in degree 3	111
<b>Appendix: Getting closer to the Langlands Program</b>	
The fractality laws in a reducible case	114
3 smallest conductors	120
Frobenius	121
Artin representations	121
Random yet-unincorporated bits and pieces	122
<b>Supplementary Musings: Eisenstein series</b>	
Examples of dealing with Eisenstein series	125
The case $n = 2$	130
<b>Supplementary Musings: closing the gaping holes</b>	
More details on the $M$ -family	134
The flattened parts of the graphs	135
$\zeta$ -functions	146
<b>Appendix: On verification, — and the future</b>	
The adelic completion	149
The behavior near $t = 0$ and the relation to $\theta$ -factors	151
On $\gamma$ -factors and $\vartheta$ -terms	151
Examples of $\vartheta$ -terms	154
The Hecke operators	156
The Hecke operators and higher degrees in Langlands program	158
Verification and further examples	160
The bird’s eye view and the Grothendieck group of manifolds	163
<b>Appendix: Quadratic reciprocity: Euler vs. Legendre</b>	
Euler formulation was future-proof	165
Legendre’s notation and top-multiplicativity	166
Euler’s formulation implies the case of small $ N $	166
Legendre’s $p \leftrightarrow q$ -reciprocity	167
Euler’s formulation implies $p \leftrightarrow q$ -reciprocity	167
Legendre’s formulation implies bottom-periodicity	168
Legendre’s formulation implies palindromicity	168
Legendre’s formulation and bottom-multiplicativity	168
Compare Euler’s and Legendre’s formulations	169
<b>Appendix: A few more words on Quadratic Reciprocity</b>	
The case $p = 2$ of $\left(\frac{n}{p}\right)$ and the shortest period	171
Divisors of $P(n)$ with quadratic $P$	172

How to compute

173

## Digest: Meetings on Quadratic Reciprocity etc. (Grades 1–4, Ilya 2018-05): the “hidden symmetries” in $\deg = 2$ are periodicity and mirroring

This is a digest of what we did in our Math Circles. Unless you are interested in teaching, it is OK to read this “diagonally” (especially the parts marked with the sign  $\textcircled{M}$ , written with Math Circles in mind!). (Only the results of the last two sections (p. 14) are going to be used in what follows.)

### Divisors of polynomial sequences: the simplest cases

The problem we investigate in these notes starts with a given polynomial sequence  $P_m$  (the sequence of values of a polynomial  $P$ ); we look for numbers which divide one of  $P_m$ , call them divisors of a sequence. This may be restated as describing modular arithmetics in which a given polynomial equation<sup>5</sup> has a solution.  $\textcircled{M}$  However, our particular formulation allows us to introduce this problem to the kids quickly — all that is needed is a rudimentary knowledge of multiplication.<sup>6</sup>  $\textcircled{M}$  An impatient reader may want to skip the examples and jump to the section on p. 15.

For every number  $n$ , we ask: does it divide one of the numbers  $P_m$ ? The answer is a function of  $n$  with values **Yes** or **No**. (For pedants: above, “one” means “one or more”.)

Start with the cases of very small degree of  $P$ . The first two are completely trivial:

- If  $P \equiv 0$ , then for every number  $n$  the answer is **Yes**.
- If  $P \not\equiv 0$  and  $\deg P = 0$ , then excluding finitely many numbers  $n$ , the answer is **No**.
- If  $\deg P = 1$  and  $P_m = am + b$ , then for every  $n$  mutually prime with  $a$  the answer is **Yes**.<sup>7</sup>

One can “fix” the last statement so that it is more similar to the preceding ones:

**If  $\deg P = 1$ , then excluding finitely many numbers  $p$ , every prime number  $p$  divides one of the values of  $P_m$ .**

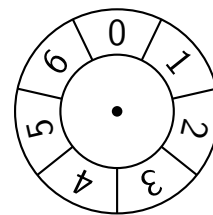
As this shows, even in the simplest cases, allowing a finite number of exceptions leads to significant simplifications of the statements. Moreover, restricting attention to prime divisors may lead to further similar simplifications. For example, one can cover all the cases as in:

**If  $\deg P \leq 1$ , then excluding finitely many numbers  $p$ , the answer to “Is a prime number  $p$  a divisor of one of the values of  $P_m$ ?” does not depend on  $p$ .**

These two ways to achieve simplifications are going to influence our formulations of similar statements for higher degrees as well.

### Wheels

$\textcircled{M}$  One way to visualize the divisors of numbers in arithmetic progression is to use “wheels”. To check whether, e.g., 7 is a divisor, organize residues mod 7 in a circle, as on the right. An arithmetic progression may be imagined as a sequence of jumps of equal length between the positions on the wheel.



<sup>5</sup>... or, in many applications, a system of polynomial equations.

<sup>6</sup> $\textcircled{M}$  We introduce polynomial sequences by investigating the differences of differences of differences (etc.) and eventually finding a sequence of 0s.

<sup>7</sup> $\textcircled{M}$  For example, for  $n = 10$ , if  $a$  is odd, then the last digit of  $P_m$  would go through all the digits (unless the last digit of  $a$  is 5). In particular, 0 appears as the last digit of  $P_m$ .

The claims of the preceding section can now be restated as:

This sequence of jumps reaches all the positions on the wheel if and only if the length of the jumps is mutually prime with the size of the wheel.



**Remark 1:** We want to warn the reader that the wheels drawn below, when we discuss sequences of degree 2, are going to be of *very* different nature. The rest of this section is, essentially, a sneak preview of this digest. It is written very cursorily, and it may be wise to skip it at the first reading.

Above, we took a particular number  $n$  (the “potential divisor”); to answer the question: “is it a divisor of a number in our sequence?”, we use the wheel of size  $n$ . The positions on this wheel are residues mod  $n$ , and we consider residues of the numbers in our sequence  $P_m$ . If one of these is  $0 \pmod n$ , then the answer for the number  $n$  is **Yes**.

This may be summarized as the first row in

	Size	Take positions of:	Look at:	$\deg P$
$n$ -wheel	$n$	Numbers $P_m$	Reaching the position $0 \pmod n$	1
Conductor wheel	The conductor $c$	Potential divisors $n$	The color of the position	2

On the other hand, for  $P$  of degree 2, we are going to work with “the *conductor* wheels”. There is going to be one such wheel per sequence  $P_m$ ,<sup>8</sup> its size is called the *conductor*  $c$  of the sequence.

Assume that  $P$  is already fixed. After finding<sup>9</sup> the corresponding conductor  $c$ , the positions on the conductor wheel are residues mod  $c$ , and we consider such residues not of the numbers in the sequence, but of “potential divisors”  $n$ . Moreover, the positions on the wheel are going to be colored, and the color of the residue of a *prime* “potential divisors” would determine whether the answer is **Yes** or **No**.

Essentially, this means that the conductor  $c$  is the length of the period of the function in:

**If  $\deg P \leq 2$ , then the answer to  
“Is a prime number  $p$  a divisor of one of the values of  $P_m$ ?”  
is a periodic function of  $p$ .**

Several following sections provide examples clarifying this claim.

**Remark 2:** Consider this statement for  $\deg P \leq 1$ . Note that there is no need to exclude a finite number of exceptional values of  $p$ . Indeed, if  $p_1, \dots, p_r$  are the exceptions, then these prime numbers do not share their positions mod  $p_1 \dots p_r$  with other prime numbers. Hence there is a periodic function with period of length  $p_1 \dots p_n$  which takes a certain value (**Yes** or **No**) at these prime numbers, and the *other value* at the remaining prime numbers.

**Remark 3:** However, if we allow a finite number of exceptions, then the laws of the preceding section show that for  $\deg P \leq 1$  the periodic function may be taken constant (in other words: the conductor may be taken to be  $c = 1$ ).

Likewise, if we allow a finite number of exceptions for  $\deg = 2$ , for many sequences the length of the period in the law above may be decreased.<sup>10</sup> However, for irreducible polynomials of  $\deg = 2$ , the “reduced” conductor is always greater than 1.

<sup>8</sup>Unless we are going to distinguish the “conductor” and the “level”, as we do on p. 11. Compare with Footnote 19.

<sup>9</sup>While to shows the *existence* of the conductor is a very hard problem, there is a simple recipe *calculating* the conductor for a quadratic  $P$ . On the other hand, while analogues of conductors exist in higher degrees (later, we discuss degree 3), the calculation of these conductors may be very involved.

<sup>10</sup>In other words: there is a sequence with a shorter period which *also* matches the answers **Yes** and **No** for primes  $p$  if we allow a finite number of exceptions. (Compare with Footnote 19.)

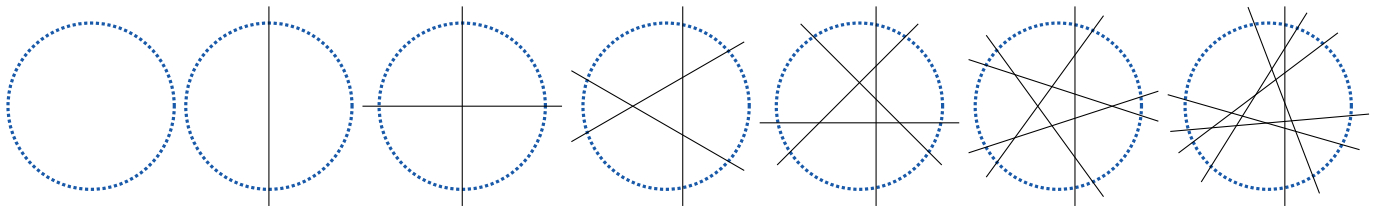
**Example in deg = 2: pizza numbers**

When I look at the history of mathematics, I see a succession of illogical jumps, improbable coincidences, jokes of nature.

Freeman Dyson, *Birds and Frogs*, Notices of the AMS (Feb 2009)

What we are going to discuss here is one of the most dramatic discoveries in arithmetic. The typical expositions try to play this dramatic aspect down; while we cannot have the Chorus singing “Something is going to happen! Just you wight, 'enry 'iggins, just you wight!”, we want to start with a sequence  $P_m$  having a clear combinatorial significance, and check what are the divisors of the numbers  $P_m$ .<sup>11</sup>

Ⓜ Observe the largest number of pieces of pizza one can make with  $m$  straight cuts:



The answers join into the following table, and differences follow a simple pattern:

Cuts	0	1	2	3	4	5	6	7	8	9	10	11	12
Triangular number	0	1	3	6	10	15	21	28	36	45	55	66	78
Pieces	1	2	4	7	11	16	22	29	37	46	56	67	79

$\overset{\curvearrowright}{+1}$     $\overset{\curvearrowright}{+2}$     $\overset{\curvearrowright}{+3}$     $\overset{\curvearrowright}{+4}$     $\overset{\curvearrowright}{+5}$     $\overset{\curvearrowright}{+6}$     $\overset{\curvearrowright}{+7}$     $\overset{\curvearrowright}{+8}$     $\overset{\curvearrowright}{+9}$     $\overset{\curvearrowright}{+10}$     $\overset{\curvearrowright}{+11}$     $\overset{\curvearrowright}{+12}$

Observing this pattern leads to an immediate description of pizza numbers  $P_m$ : they are 1 more than triangular numbers.


**Indeed:** We need to show that the next cut can increase the count of pieces by at most the green number (as above). The increase is the number of “old” pieces this cut goes through. Observe that the new cut is subdivided into the cuts made through these pieces. Moreover, these parts of the cut are separated by the points where the new cut meets the old cuts.

Hence to show that the pattern observed above continues forever, it is enough to show that the  $m$ th cut meets the old cuts in at most  $m - 1$  points. —However, there are only  $m - 1$  old cuts!

(In fact, one also needs a bound on the other side: that  $m - 1$  meeting points *is* possible. However, this is completely obvious after one notices that the answer for pizza is exactly the same as the answer for the whole plane. Indeed, one can shrink the cut lines until all the meeting points fit inside the pizza.) Ⓜ


The pattern above shows that  $P_m - P_{m-1} = m - 1$ , which leads to the formula  $P_m = m(m + 1)/2 + 1$ . Therefore  $P$  is a polynomial of degree 2.

<sup>11</sup>This question may look like a joke from the epigraph to this section: *why* would one investigate divisors of the number of (so different!) pieces of pizza? The only excuse we can claim is that the answer *would* demonstrate the “improbable coincidences” from the same epigraph — by being completely unexpected, and eventually leading to a progression of interrelations between completely unrelated branches of math. And, as Dyson said in the same paper, “the deepest concepts in mathematics are those which link one world of ideas with another.”

Ask the same question as above: what are the possible divisors of (one of) the numbers  $P_m$ ?<sup>12</sup> (Here we look for all divisors, not only the prime ones.)  With the following table

Side	1	2	3	4	5	6	7	8	9	10	11
$\Delta$ -number + 1	2	4	7	11	16	22	29	37	46	56	67
As products	$1 \times 2$	$1 \times 4$ $2 \times 2$	$1 \times 7$	$1 \times 11$	$1 \times 16$ $2 \times 8$ $4 \times 4$	$1 \times 22$ $2 \times 11$	$1 \times 29$	$1 \times 37$	$1 \times 46$ $2 \times 23$	$1 \times 56$ $2 \times 28$ $4 \times 14$ $7 \times 8$	$1 \times 67$


 one can see that 1, 2, 4, 7, 8, 11, 14, 16, 22, 23, 28, and 29 can be divisors of “pizza numbers”.

**Observation:**  the same table shows that no other number up to 30 can divide a pizza number! Indeed, consider pizza numbers mod  $n$ . If  $n$  is odd, then division by 2 in the above formula for pizza numbers makes sense mod  $n$ , hence pizza numbers mod  $n$  are periodic with period of length  $n$ ; for even  $n$ , a similar argument shows that there is a period of length  $2n$ .

Moreover, if we continue pizza numbers to the left, they form a palindromic sequence:  $P_{-1-m} = P_m$ . Hence if numbers  $P_0, P_1, \dots, P_l$  are not divisible by  $n$ , then numbers  $P_{-1}, P_{-2}, \dots, P_{-1-l}$  are also not divisible by  $n$ . If  $2 + 2l$  is at least as long as the period of  $P_m$  mod  $n$ , we can also conclude that no number  $P_m$  would be divisible by  $n$ .

**Conclusion:** For  $n = 2m + 1$ , it is enough to check that  $n$  does not divide  $P_1, \dots, P_m$ , and then  $n$  cannot divide any pizza numbers. Likewise for even  $n = m + 1$ .

Looking in the list above, this means that if  $n \leq 30$  is not in the list, and divides one of pizza numbers, then  $n > 23$  for odd  $n$ , and  $n > 12$  for even  $n$ . In particular, the list above is good up to  $n = 17$ .



In the odd case only 25 and 27 remain — and they cannot be divisors, since we *already know* that 3 and 5 cannot be divisors! In the even case we know that the answer about  $n = 2l$  is **No** if it *is already known* that  $l$  cannot divide pizza numbers; one can see that this implies indeed that the list above is complete up to  $n = 30$ . 

**Conclusion:** In the list

1 2 3 4 5 6 7 8 9 10 11 12 13 14 15 16 17 18 19 20 21 22 23 24 25 26 27 28 29 30 ...

the green numbers are divisors of pizza numbers, and red numbers are not divisors of pizza numbers.

This distribution of colors looks completely random. However, already Euler and Legendre knew how to find the pattern in this distribution of colors. (Moreover, Fermat might have known the answer too: he found patterns for several other polynomials of degree 2. In fact, he could *prove* that these patterns would continue forever for *all* similar sequences simpler<sup>13</sup> than this one.)

 It turns out that a noticeable proportion of people cannot see the pattern in the table below. Fortunately, for the kids the proportion is quite similar to one for adults; so recognizing this pattern is a reasonably challenging problem to give at a math circle. 

**Answer:** to see the pattern, we need to highlight prime numbers, and rewrite the sequence of natural numbers using 7 columns (on the right). It is clear that bold numbers in certain columns are all green, and in the remaining columns they are all red.

Moreover, although the columns of 3, 5 and 6 are fully red, the columns of 1, 2 and 4 contain a mix of red and green. This means

1	2	3	4	5	6	7
8	9	10	11	12	13	14
15	16	17	18	19	20	21
22	23	24	25	26	27	28
29	30	31	32	33	34	35
36	37	38	39	40	41	42
43	44	45	46	47	48	49
50	51	52	53	54	55	56
57	58	59	60	61	62	63
64	65	66	67	68	69	70
71	72	73	74	75	76	77
78	79	80	81	82	83	84
85	86	87	88	89	90	91
92	93	94	95	96	97	98
99	100	101	102	103	104	105
106	107	108	109	110	111	112
113	114	115	116	117	118	119
120	121	122	123	124	125	126
127	128	129	130	131	132	133
134	135	136	137	138	139	140
141	142	143	144	145	146	147
148	149	150	151	152	153	154

<sup>12</sup>Recall that mathematically, we want to describe the modular arithmetics for which the polynomial equation  $P_x = 0$  has roots.

<sup>13</sup>Here the measure of simplicity is the number of necessary columns in the tables below!



that the pattern, indeed, does not work for composite numbers. (For example, 50 and 64 are composites which are in the same column: the column of 1.)

Of course, every column on the right represents a residue modulo 7. Hence the pattern above shows that to find whether a prime number  $p$  can divide a pizza number, it is enough to know  $p \pmod 7$ . Yet another way to state it is that

The pattern of colors is periodic when restricted to prime numbers.

What does it mean for a function of a prime number to be periodic?!

The pattern above suggests the answer: a function  $f(p)$  is periodic if there exists a periodic function  $F(n)$  on  $\mathbb{N}$  such that  $f$  is a restriction of  $F$ . The function  $F$  is in fact uniquely defined on  $n$  mutually prime with the length of its period. (This is due to existence of prime numbers in any arithmetic progression with mutually prime step and values.)

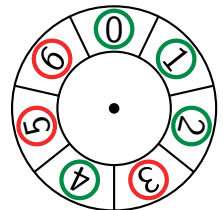
One can illustrate this pictorially. Observe the colored sequence above; we copy it below, and, in the next row, we write the sequence of colors with the period<sup>14</sup> ●●●●●● (of length 7):

1 2 3 4 5 6 7 8 9 10 11 12 13 14 15 16 17 18 19 20 21 22 23 24 25 26 27 28 29 30 31 32 33 ...  
 1 2 3 4 5 6 7 8 9 10 11 12 13 14 15 16 17 18 19 20 21 22 23 24 25 26 27 28 29 30 31 32 33 ...

As you can see, these sequences match at prime numbers (marked bold)!<sup>15</sup>

Another way to restate this is to observe what happens if we *ignore all the non-bold (non-prime) numbers*. Since every column in the table above matches a particular position on the wheel of residues mod 7, we may color these position matching the color of bold numbers in the columns (on the right).

One can call the wheel on the right “the conductor wheel”: to find out something about “behavior of pizza numbers mod  $p$ ” (“is there a pizza number which is  $0 \pmod p$ ”), it is enough to know  $p \pmod 7$  (provided  $p$  is prime). So we say that



The conductor for the problem of divisors of pizza numbers is 7.

Summing up the same way as on p. 6:

**The answer to “Is a prime number  $p$  a divisor of one of pizza numbers?” depends only on  $p \pmod 7$ .**

### Conductor of another sequence of degree 2: “squares + 3”



It turns out that the pattern of colors we observed for divisors of pizza numbers is applicable to all polynomial sequences of degree 2.

**Remark 4:** In fact, some of polynomial sequences give easier answer than the others of the same degree. For example, if the polynomial has a factor of degree 1, then we get the same answer as for sequences of degree 1 (see p. 5).

Recall that for pizza numbers, after ignoring non-prime numbers, the red/green color pattern is fully controlled by the residue of the (prime) number mod 7. Compare this with the coloring of positions on 7-wheel above.

<sup>14</sup>Note that for us, “a period” is a subsequence, as opposed to its length.

<sup>15</sup>This is a very general observation about how patterns involving conductors behave: given a sequence, we provide another sequence (defined by completely unrelated rules!) which matches the former sequence at prime numbers. However, in general there may be a few “exceptional primes” where the match breaks. Observe  $\mathbf{x}$  below, on p. 13.

The simplest similar answer is for the sequence  $n^2 + 3$ .  We use a handout with a table (attached at the end) representing the numbers in this sequence as products (similar to the table on p. 8) up to  $n = 60$ .  Observing the divisors of  $n^2 + 3$  in this table, one gets

1 2 3 4 6 7 12 13 14 19 21 26 28 31 37 38 39 42 43 49 52 57 ...

Moreover, using the same arguments as above, one can show that no other number up to 60 can divide numbers  $n^2 + 3$ .

Note that with pizza numbers, we used different notations: we marked the divisors (as the numbers in list above are) in green, and the rest in red. This way, one gets the coloring:

1 2 3 4 5 6 7 8 9 10 11 12 13 14 15 16 17 18 19 20 21 22 23 24 25 26 27 28 29 30 31 32 33 34 35 36 37 38 ...

The former presentation is more compact, so reflects more data than the colored row.

Recall that the pattern we expect to see is:

- Select the prime numbers from the first list.
- Choose *an appropriate* size of a wheel (*the conductor*), and write numbers  $1, \dots, 60$  in that many columns.<sup>16</sup>
- Mark the prime numbers in these columns.
- Select *suitable* columns out of these tables.
- Then the prime numbers from the list above would coincide with prime numbers in the selected columns.

(Recall also that one may expect several mismatches — but there should be very few of these.)


**Of course, the real challenge is to choose what stands for “*appropriate*” in this recipe!**

The prime numbers in the list above are:

1 2 **3** 4 6 **7** 12 **13** 14 **19** 21 26 28 **31 37** 38 39 42 **43** 49 52 57 ...

hence we arrive at the list of prime divisors

**2 3 7 13 19 31 37 43 ...**

What remains is to compare this with arrangements of natural numbers into several columns.  Below, instead of using green for divisors, and red for non-divisors, we use “circled” for (prime)

<sup>16</sup>Now each column matches one of the positions on the wheel.

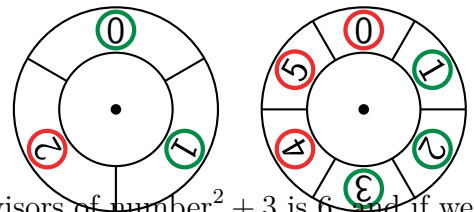
divisors, and “uncircled” for (prime) non-divisors:<sup>17</sup> 

1	<b>2</b>	<b>3</b>			
4	<b>5</b>	6			
<b>7</b>	8	9			
10	<b>11</b>	12	1	<b>2</b>	<b>3</b>
<b>13</b>	14	15	<b>5</b>	6	<b>7</b>
			9	10	<b>11</b>
16	<b>17</b>	18	<b>13</b>	14	15
			<b>17</b>	18	<b>19</b>
<b>19</b>	20	21	21	22	<b>23</b>
			25	26	27
22	<b>23</b>	24	25	26	27
			<b>29</b>	30	<b>31</b>
25	26	27	33	34	35
			<b>37</b>	38	39
28	<b>29</b>	30	<b>41</b>	42	<b>43</b>
			45	46	<b>47</b>
<b>31</b>	32	33	49	50	51
			<b>53</b>	54	55
34	35	36	57	58	<b>59</b>
<b>37</b>	38	39			
40	<b>41</b>	42			
<b>43</b>	44	45			
46	<b>47</b>	48			
49	50	51			
52	<b>53</b>	54			
55	56	57			
58	<b>59</b>	60			


One can immediately see which of the tables matches: the table with 6 columns. The columns 1, 2, 3 of this table have exactly the same bold numbers as the primes in the list above!

In fact, there is another, smaller table which also matches—but only if we allow “a few” exceptions for the match. In the table with 3 columns the columns 1 and 3 match all the prime numbers in the list above—with one exception ~~2~~.

This leads to these conductor wheels:



**Conclusion:** based on the provided data, the conductor for divisors of number<sup>2</sup> + 3 is 6, and if we allow one exception, conductor 3 “would also work”.<sup>18</sup><sup>19</sup> Moreover, the law of quadratic reciprocity shows that this guess is correct: if we continue the tables with 3 or 6 columns, the circled numbers would appear only in the left column, and all the bold numbers in the left column are going to be circled.

<sup>17</sup> This change of notation allows us to make this into a problem for kids: we give the students the tables (with nothing circled yet), and ask them to circle the numbers from the list above, then find which of the tables lead to “observable patterns” (similar to those discussed above).

<sup>18</sup>We already saw (on p. 5) that it may be very convenient to allow a finite number of exceptions. Note that the lists we considered are just what is near the start of infinite lists. Comparing with these infinite lists, any finite number of exceptions is “relatively negligible”.

<sup>19</sup>In some contexts the smaller number is called “conductor”, and the larger one “level”. Also, see p. 171.

### Divisor of sequences of $\deg = 2$ : two more cases

Start with “squares + 1”. 📄 Again, we hand out a table presenting such numbers as products (up to  $60^2 + 1$ ). 📄 This gives the list of divisors

1 2 5 10 13 17 25 26 29 34 37 41 50 53 58 ...

The prime numbers in the list above are:

1 **2 5** 10 **13 17** 25 26 **29** 34 **37 41** 50 **53** 58 ...

hence we arrive at the list of prime divisors of “squares + 1”:

**2 5 13 17 29 37 41 53 ...**

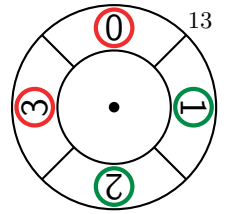
As in the preceding section, we circle the numbers from this list in the tables below. Clearly, 3 columns do not work: the circled numbers are scattered among the first 2 columns—and these columns contain a lot of primes not in our list:

1	②	3															
4	⑤	6															
<b>7</b>	8	9															
10	<b>11</b>	12	1	②	<b>3</b>	4											
<b>13</b>	14	15	⑤	6	<b>7</b>	8											
16	⑬	18	9	10	<b>11</b>	12	1	②	<b>3</b>	4	⑤						
<b>19</b>	20	21	⑬	14	15	16	<b>11</b>	12	⑬	14	15	<b>7</b>	8	9	10	<b>11</b>	12
22	<b>23</b>	24	⑬	18	<b>19</b>	20	16	⑰	18	<b>19</b>	20	⑬	14	15	16	⑰	18
25	26	27	21	22	<b>23</b>	24	21	22	<b>23</b>	24	25	<b>19</b>	20	21	22	<b>23</b>	24
28	⑲	30	25	26	27	28	26	27	28	⑲	30	25	26	27	28	⑲	30
<b>31</b>	32	33	⑲	30	<b>31</b>	32	<b>31</b>	32	33	34	35	<b>31</b>	32	33	34	35	36
34	35	36	33	34	35	36	36	⑳	38	39	40	⑳	38	39	40	㉑	42
⑳	38	39	㉑	42	<b>43</b>	44	㉑	42	<b>43</b>	44	45	㉑	44	45	46	<b>47</b>	48
40	㉑	42	45	46	<b>47</b>	48	46	<b>47</b>	48	49	50	49	50	51	52	㉓	54
<b>43</b>	44	45	49	50	51	52	51	52	㉓	54	55	55	56	57	58	<b>59</b>	60
46	<b>47</b>	48	57	58	<b>59</b>	60	56	57	58	<b>59</b>	60						
49	50	51	㉓	54	55	56											
52	㉓	54															
55	56	57															
58	<b>59</b>	60															

Likewise, the tables with 5 or 6 columns do not work — by the same reasons. However, the table with 4 columns looks absolutely different: if a column contains a circled number, then *all* the bold numbers in this column are circled.<sup>20</sup> (Observe that ② is in the “exceptional” column — containing only 1 prime number — so for this column the description in the preceding sentence is void.)

**Answer:** the reasonable guess for the conductor is 4. (And, in fact, this is the correct answer: if we continue the table with 4 columns, the circled numbers would appear only in the left column, and all the bold numbers in the left column are going to be circled.)

<sup>20</sup>However, these observations are just guesses: they do not show that the observed patterns would continue forever.



Hence the conductor wheel looks like this:

Compare this with the answer from the preceding section (for “squares + 3”): the list of circled primes we obtained there

$$\cancel{2}, 3, 7, 13, 19, 31, 37, 43,$$

matched the left and the right columns of the table with 3 columns—but to match, we needed to exclude  $\cancel{2}$ . With “squares + 1”, we do not need to exclude anything.

Our next example is to investigate is “squares - 2”.  $\textcircled{M}$  As above, we start with a handout representing these numbers as products (up to  $60^2 - 2$ ).  $\textcircled{M}$  This gives the list of divisors:

$$1\ 2\ 7\ 14\ 17\ 23\ 31\ 34\ 41\ 46\ 47\ 49\ \dots$$

Marking the prime numbers gives

$$1\ \mathbf{2}\ \mathbf{7}\ 14\ \mathbf{17}\ \mathbf{23}\ \mathbf{31}\ 34\ \mathbf{41}\ 46\ \mathbf{47}\ 49\ \dots$$

leading to

$$\mathbf{2}\ \mathbf{7}\ \mathbf{17}\ \mathbf{23}\ \mathbf{31}\ \mathbf{41}\ \mathbf{47}\ \dots$$

With small number of columns, this leads to

1	$\textcircled{2}$	<b>3</b>			
4	<b>5</b>	6			
$\textcircled{7}$	8	9			
10	<b>11</b>	12	1	$\textcircled{2}$	<b>3</b>
<b>13</b>	14	15	<b>5</b>	6	$\textcircled{7}$
16	$\textcircled{17}$	18	9	10	<b>11</b>
<b>19</b>	20	21	<b>13</b>	14	15
22	$\textcircled{23}$	24	$\textcircled{17}$	18	<b>19</b>
25	26	27	21	22	$\textcircled{23}$
28	<b>29</b>	30	25	26	27
$\textcircled{31}$	32	33	29	30	$\textcircled{31}$
34	35	36	33	34	35
<b>37</b>	38	39	<b>37</b>	38	39
40	$\textcircled{41}$	42	$\textcircled{41}$	42	<b>43</b>
<b>43</b>	44	45	45	46	$\textcircled{47}$
46	$\textcircled{47}$	48	49	50	51
49	50	51	<b>53</b>	54	55
52	<b>53</b>	54	57	58	<b>59</b>
55	56	57			
58	<b>59</b>	60			

None of these table looks like what we want! With more columns, one can see

1	<b>2</b>	<b>3</b>	4	<b>5</b>	6	<b>7</b>
8	9	10	<b>11</b>	12	<b>13</b>	14
15	16	<b>17</b>	18	<b>19</b>	20	21
22	<b>23</b>	24	25	26	27	28
<b>29</b>	30	<b>31</b>	32	33	34	35
36	<b>37</b>	38	39	40	<b>41</b>	42
<b>43</b>	44	45	46	<b>47</b>	48	49
50	51	52	<b>53</b>	54	55	56
57	58	<b>59</b>	60	<b>61</b>	62	63

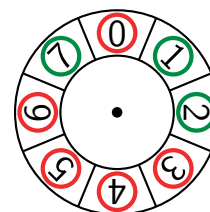
1	<b>2</b>	<b>3</b>	4	<b>5</b>	6	<b>7</b>	8
9	10	<b>11</b>	12	<b>13</b>	14	15	16
<b>17</b>	18	<b>19</b>	20	21	22	<b>23</b>	24
25	26	27	28	<b>29</b>	30	<b>31</b>	32
33	34	35	36	<b>37</b>	38	39	40
<b>41</b>	42	<b>43</b>	44	45	46	<b>47</b>	48
49	50	51	52	<b>53</b>	54	55	56
57	58	<b>59</b>	60	<b>61</b>	62	63	64

and

1	<b>2</b>	<b>3</b>	4	<b>5</b>	6	<b>7</b>	8	9
10	<b>11</b>	12	<b>13</b>	14	15	16	<b>17</b>	18
<b>19</b>	20	21	22	<b>23</b>	24	25	26	27
28	<b>29</b>	30	<b>31</b>	32	33	34	35	36
<b>37</b>	38	39	40	<b>41</b>	42	<b>43</b>	44	45
46	<b>47</b>	48	49	50	51	52	<b>53</b>	54
55	56	57	58	<b>59</b>	60	<b>61</b>	62	63

1	<b>2</b>	<b>3</b>	4	<b>5</b>	6	<b>7</b>	8	9	10
<b>11</b>	12	<b>13</b>	14	15	16	<b>17</b>	18	<b>19</b>	20
21	22	<b>23</b>	24	25	26	27	28	<b>29</b>	30
<b>31</b>	32	33	34	35	36	<b>37</b>	38	39	40
<b>41</b>	42	<b>43</b>	44	45	46	<b>47</b>	48	49	50
51	52	<b>53</b>	54	55	56	57	58	<b>59</b>	60

For 3, 4, 5, 6, 7, 9 and 10 columns, we see that a lot of columns contain both circled and non-circled prime numbers. This is not what we want to see.<sup>21</sup> On the other hand, with 8 columns we see exactly the same pattern as expected (and we do not even need “a small number of exceptions”): columns of 1, 2 and 7 contain *only* circled numbers, and there is no circled number in other columns. So, basing on the table above (with 8 columns), it looks like the wheel on the right controls whether a prime number can divide a number “squares – 2”: if the position of the prime number on this wheel is circled green, it can; for red positions, it cannot.



**Conclusion:** the good guess for the conductor is 8. (Again, this is a correct answer: if we continue the table with 8 columns, the circled numbers would appear only in the columns of 1 and 7, and all the bold numbers in these column are going to be circled.)

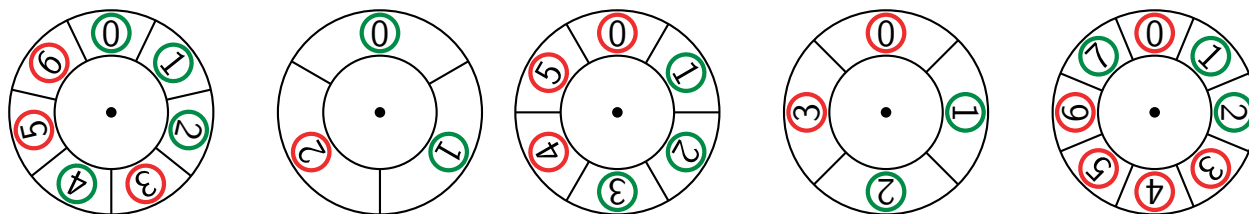
<sup>21</sup>However, these tables show the (relative) dearth of our data. Observe how the table with 5 columns contains no circled numbers in the column of 4. If this continues forever, this would be at least a *partial match* with the pattern we expect (the *full match* would be all columns having “all bold numbers circled”, or “all bold numbers uncircled”; but already one column with this property is something “very interesting”<sup>22</sup>).

On the other hand, if we continue with numbers  $> 60$ , then soon we would find out that 79 divides  $9^2 - 2 = 79$ , so **79** would appear in the column in question. Likewise for other columns in which no (or few) circled numbers appears. — The only exception is the case of 8 columns — then the observed pattern would continue forever!

<sup>22</sup>In fact, for sequence of degree 3, such “partial matches” do actually appear (see Footnote 37). However, for degree 2, any non-trivial “match in one column” means that this is a “complete match” — here trivial matches are the columns which have at most one prime number.

### Improved coloring

Combining together all the colorings discovered so far results in

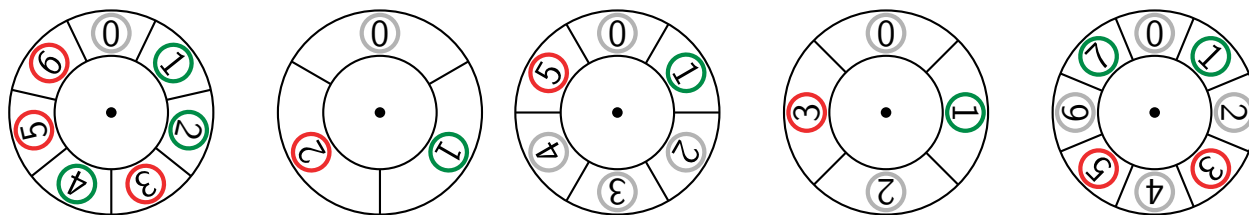


However, the naive way we obtained these pictures hides another extremely important property of these colorings. Recall: a particular position on a wheel matches a particular column in the corresponding table, and:

The color of a position on a wheel reflects the color<sup>23</sup> of prime numbers in the matching column — with a few exceptional prime numbers allowed in a column.

Note that if we follow this rule literally, it is not clear how to color those columns which have only 1 prime number (and in examples above, we saw many such columns)! Moreover, in the case “squares – 2” (the wheel on the right), there are columns mod 8 which contain no prime numbers at all — so in fact, we have no information about “the colors of these columns” whatsoever!

To be honest, we need to treat such columns in a special way. If we use gray color for the corresponding positions on the wheel, the pictures become very different:



These coloring are either preserved, or “made opposite” by a reflection in a vertical mirror! In particular, the coloring of the right wheel leads to a palindromic period (●)●●●●●●●●●●, while the other colorings lead to anti-palindromic periods (●)●●●●●●●●, or (●)●●●●, or (●)●●●●●●●●, or (●)●●●●. Here we assume that  $-● = ●$ , and  $-● = ●$ , and put 0 in parentheses to make this symmetry of the wheels more visible in this “linear” rendition.

### Euler’s formulation: the “hidden symmetries”

To see what is common and what is different for our colorings of these wheels, note that the leftmost wheel (for pizza numbers) corresponds (see Remark 5 below) to prime divisors of “odd squares + 7” (which turn out to be the same as for “squares + 7”); the remaining wheels correspond to prime divisors of “squares + N”, with  $N = 3, 3, 1, -2$ . Observe that the size of these wheels is  $|N|$ , or  $|2N|$  or  $|4N|$ , while positive  $N$  lead to anti-palindromic colorings, and negative  $N$  to palindromic ones.

Since what is  $|N|$ -periodic or  $|2N|$ -periodic is also  $|4N|$ -periodic, these examples suggest that

- (1) Whether a prime number  $p$  can divide numbers “squares + N” depends only on  $p \bmod |4N|$ .
- (2) For  $N < 0$  the pattern of answers mod  $|4N|$  is palindromic.
- (3) For  $N > 0$  the pattern of answers mod  $|4N|$  is anti-palindromic.

<sup>23</sup>Well, recall that in some of the tables, instead of coloring prime numbers, we circled “the green ones”, and left “the red ones” uncircled. (M) This allowed a conversion of these tables into problems for kids to solve.

Here we use a special answer (“gray”) for residues not mutually prime with  $|4N|$ .<sup>24</sup>

The first two of these three conditions<sup>25</sup> constitute what is now known as “Euler’s formulation of Quadratic Reciprocity”, invented by Swiss/Russian/Prussian mathematician Euler. At his time, the proofs were known for  $-5 \leq N \leq 4$  (some of these are trivial due to factorization of  $x^2 + N$ ). In fact, most of these known cases were established by Fermat (with proofs!) — almost a century before Euler. (Note that Fermat stated his discoveries in a very different way.)

After Fermat, it took more than 150 years to prove the general case (done by Gauss — when he was 19!).

**Remark 5:** Similar questions about arbitrary polynomials of  $\deg = 2$  can be reduced to questions about squares  $+ N$ . For example, note that pizza numbers  $P_m := m(m + 1)/2 + 1$  satisfy  $8P_m = (2m + 1)^2 + 7$ ; hence the question about divisors of  $P_m$  can be rewritten as the question about divisors of  $l^2 + 7$  for odd  $l$ . It is quite elementary that the latter questions has the same answer as “divisors of  $l^2 + 7$ ”, and the Euler formulation implies that the colors have a period of length 28.

**Remark 6:** However, we saw above that the *observed* period in the case above has length 7. How to use the Euler’s prediction of a period of length 28 to show that the observed period of length 7 would continue forever?

Note that in the Euler formulation there is no need to allow exceptions. So if we know the color of a prime number  $p$  (call it a *check-prime*), one knows the color of its position  $p \bmod 28$  on the 28-wheel. This means that to find the period of length 28 (predicted by Euler’s formulation), it is enough to find check-primes for every (non-gray) position on 28-wheel. There are 14 even positions (all gray); additionally, 7 and 21 are gray; so there are only 12 non-gray positions on 28-wheel. And after we know the period of length 28, there is a chance to show that length 7 will also work!

It turns out that the largest check-primes are 71 for the position 15 mod 28 and 83 for the position  $-1 \bmod 28$ ; the check-primes for 10 remaining non-gray position are all below 60. Finding colors of these primes (e.g., from the table on p. 8), one can see that the period is  $\bullet \bullet \bullet \bullet \bullet \bullet \bullet \bullet \bullet \bullet \bullet \bullet \bullet \bullet \bullet \bullet$  repeated twice. One can immediately see that the shown sequence is  $\bullet \bullet \bullet \bullet \bullet \bullet$  repeated twice, with every second color replaced by gray. — And this is exactly what is needed to see that the pattern of colors in the table on p. 8 would continue forever.

(We describe how to find the length of the shortest period in the general case in the section on p. 171.)

**Remark 7:** A surprising aspect of the discussions of Euler’s formulation is that the people who already know about Quadratic Reciprocity may be at a disadvantage. The reason is that most of them know it in a very different formulation, one which was found about 50 years after Euler’s by a French mathematician Legendre. On the surface, Legendre’s formulation looks much more concrete and much more powerful. Until about 100 years ago, it was considered as “the only worthy” formulation. Most popular-math expositions of Quadratic Reciprocity discuss *only* the Legendre’s formulation.<sup>26</sup>

---

<sup>24</sup>Note that a gray column may contain at most one prime number, so the first condition is trivial for such primes. Moreover, such prime  $p \neq 2$  is a divisor of  $0^2 + N$ , so is of the “can divide” type. Likewise,  $p = 2$  divides either  $0^2 + N$  or  $1^2 + N$ .

<sup>25</sup>The third condition turns out to be an immediate corollary of the periodicity for  $N = 1$  and of top-multiplicativity (discussed below on p. 166). See Remark 103.

<sup>26</sup>It looks like the majority of people who know quadratic reciprocity found it first in popular-math expositions. Contemporary “serious math” textbooks, and short overviews of Quadratic Reciprocity by prominent mathematicians would highlight the Euler’s formulation.



On the other hand, as the (amazing!) progress in number theory in 20th century has shown, it is the Euler's formulation which has far-fetched generalizations.<sup>27</sup> Moreover, nowadays we know that either one of these formulations is an almost immediate corollary of the other!<sup>28</sup>

**Summing up:** the Euler's approach shows that studying divisors of numbers in a quadratic sequence uncovers "hidden symmetries" in the answers. Moreover, in what follows Legendre's formulation does not play any role.

For people who are already fluent with the Legendre's formulation, to make it easier to switch the gear to the Euler's one we discuss interconnections between these formulations in the Appendix on p. 165. (For the readers interested *only* in the Langlands program: since we use the topics discussed in this appendix in just a few very optional remarks, it may be safely skipped — unless you want to find more about Quadratic Reciprocity.)

---

<sup>27</sup>The key difference is in Euler's formulation being way "more natural": it focuses on patterns in solutions to one particular problem about divisors of numbers in a quadratic sequence. On the other hand, Legendre's one highlights coincidences between answers to two different problems of this kind. (This is why "reciprocity" is a part of its name!) Like the Euler's one, the most important generalizations target questions about divisors of values of a *particular* polynomial, — as opposed to questions about interrelations between divisors for different polynomials.

<sup>28</sup>Nowadays, the most useful application of Legendre's formulation is to prove the the Product Formula for Hilbert symbol — compare with the section on p. 134 and Footnote 230 on p. 80. However, this deduction is not immediate, so using Euler's formulation instead would not make the proof much harder.)

## Degree 3: a coarse-grained approach (Grades 3–4, Ilya 2018-05)

This part completes the digest of what we did in our Math Circles (this time, just in Grades 3–4). It is still OK to read this “diagonally” (especially the parts between the signs  $\textcircled{M}$   $\textcircled{M}$ , written with Math Circles in mind!). Here we only *proclaim the existence* of “the Langlands pattern” — in the rest of the notes we are going to describe this pattern and the related issues.

### From degree 2 to degree 3

In the investigation of divisors of polynomials of degree 2, one could restrict attention to polynomials  $x^2 + N$  (see Remark 5). As we saw, there are two different important particular cases: for  $N < 0$  the pattern is governed by a palindromic period, for  $N > 0$  by anti-palindromic period. In a certain case, “when  $N$  crosses the boundary  $N = 0$ ”, there is a “phase transition”: the symmetry of the answer makes a sudden change.

Likewise, the cases of larger degree break into two similar “regions”, and “crossing a boundary” between these regions leads to a dramatic change in the answer. So if we want to restrict attention to a particular collection of, say, polynomials of degree 3, it is very important to ensure that this collection would have representatives from both regions. It turns out that this means that the collection should have both irreducible polynomials with 3 real roots, and irreducible polynomials with 1 real root.

This immediately rejects the “obvious first choice” of the family “cubes +  $N$ ”.<sup>29</sup>  $\textcircled{M}$  For our students, triangular numbers are as natural as squares, and, with 3D shapes, tetrahedral numbers are as natural as cubes. For them, using the sequence “tetrahedral numbers +  $N$ ” with  $N = 1$  is a natural counterpart of “triangular numbers + 1”.  $\textcircled{M}$  Unfortunately, this polynomial is decomposable (it has a root when side =  $-3$ ); hence every prime number is going to be a divisor. So one should<sup>30</sup> use a different value of  $N$ , for example,<sup>31</sup>  $N = 2$ .

However, it turns out that the polynomials “tetrahedral numbers +  $N$ ” taken for integer values of  $N$  have either 1 real root (for  $N \neq 0$ ), or are decomposable. Fortunately, considering a rational  $N$  makes perfect sense (prime factors of its denominator may be considered as “exceptions” allowed above<sup>32</sup>), so one can investigate “ $M \cdot$  tetrahedral numbers +  $N$ ”. Below, we consider cases  $M = 1$ ,  $N = 2$ , as well as the  $M$ -family with  $N = 1$ .

When  $M \in \mathbb{Z}$ , the  $M$ -family has several elements with 1 real root, the rest has 3 real roots. Among the latter, several have an abelian Galois group.<sup>33</sup> This gives a rich enough zoo of polynomials of degree 3, which is quite sufficient for our purposes.<sup>34</sup>

---

<sup>29</sup>This was one of the reasons for us to start with pizza numbers: since “cubes +  $N$ ” is not a good choice, we wanted to avoid “squares +  $N$ ” for as long as possible.

<sup>30</sup>While they are not directly related to the Langlands program, it turns out that using our approach with decomposable polynomial leads to very interesting effects. Compare with the section on p. 114.

<sup>31</sup> $\textcircled{M}$  The kids also suggest another sequence: the “cake numbers”. The difference with pizza numbers is that the cake is 3D, and we allow cuts to be non-vertical. This leads to “a tetrahedral number – a triangular number + its side + 1”. Unfortunately, this is also decomposable (it vanishes when side =  $-1$ ).

<sup>32</sup>For example, in Footnote 18 on p. 11.

<sup>33</sup>Compare with Footnote 110 on p. 48.

<sup>34</sup>See also the section on p. 134.

**Example: Divisors of “tetrahedral numbers + 2”**

Proceeding as<sup>35</sup> for deg = 2, we fill the table of divisors:

Side	1	2	3	4	5	6	7	8	9	10	11
Tetrahedral number + 2	3	6	12	22	37	58	86	122	167	222	288
As products	1 × 3	1 × 6 2 × 3	1 × 12 2 × 6 3 × 4	1 × 22 2 × 11	1 × 37	1 × 58 2 × 29	1 × 86 2 × 43	1 × 122 2 × 61	1 × 167	1 × 222 2 × 111 3 × 74 6 × 37	1 × 288 2 × 144 3 × 96 4 × 72 6 × 48 8 × 36 9 × 32 12 × 24 16 × 18

This leads to possible divisors 1, 2, 3, 4, 6, 8, 9, 11, 12, . . . . Note that the numbers 5, 7, 10 do not appear in the row “As products”. In fact, if we continue the table to the right, they would never appear (so we may color them red).<sup>36</sup> Extending the table far enough to the right, one may obtain the following color pattern:

1 2 3 4 5 6 7 8 9 10 11 12 13 14 15 16 17 18 19 20 21 22 23 24 25 26 27 28 29 30 31 32 33 34 35 36 . . .

It turns out that even after grouping into several columns, and looking only at prime numbers, the patterns of colors we observed for sequences of degree 2 won’t work for this sequence.

For example: since 11 and 23 are of different colors, grouping into 12 columns would not help (unless 11 or 23 are exceptional—but similar mismatches also happen further to the right). From this it follows that grouping into 3, 4, or 6 columns cannot help either.

Likewise, the mismatch of 19 and 29 excludes 10 columns (hence 5), while mismatch of 17 and 31 excludes 14 (hence 7). The data above excludes also 16 (hence 8), 18 (hence 9), and 22 (hence 11). Extending the table, one would exclude more and more arrangements into columns.<sup>37</sup>

<sup>35</sup>Recall that mathematically, we want to describe the modular arithmetics for which the polynomial equation  $P_x = 0$  has roots.

<sup>36</sup>For pizza numbers, we found (see Observation on p. 8) how far in the table it is enough to check to be sure that the given number would never appear as a divisor listed in the table. It is easy to do the same for the sequence above.

<sup>37</sup>While we won’t see the pattern “in some columns all primes are red, and in the remaining columns they are all green”, in fact, with a suitable number of columns, a “partial pattern” *would* appear. The suitable number of columns is 971 (this is not a misprint! Compare with Remark 42).

With 971 columns, about half of them would contain only green primes. However, the remaining columns would not be “all red”, even for primes—every such column would contain a mix of red and green primes (the mix happens to be in “proportion” 2-to-1).

Existence of such “all green” and “red/green mix” columns was first discovered even before Gauss; it was proven to hold in general about 100 years ago. However, until recently, the question

Describe the pattern of colors *inside* a mixed red/green column

could be answered only in the particular cases covered by the Class Field Theory (compare with the section on p. 62). We discuss this in more details in Remark 43 on p. 56.

(Actually, *the particular polynomial considered above* has negative discriminant  $(-3,884 = -2^2 \times 971)$ , so *it is* covered by the Class Field Theory. See Remark 12 on p. 25.)

Since for about 20 years now we know the actual pattern of the colors, we may definitely exclude the patterns similar to those found above for sequences of degree 2. However, this requires using one of the most important (and impressive) tour-de-forces of math of 20th century!<sup>38</sup>



### Recent developments: the Langlands program

The sequence of colors above is a part of a big zoo of sequences. One can start with different polynomials of degree 3; one may also consider polynomials of higher degrees.

As usual, having a wider collection of examples may uncover a more beautiful landscape—and sometimes this makes the previously known examples easier to understand. In our settings, this happens with introduction of *polynomials in several variables*.

However, in this case instead of coloring a number according to whether it *can* divide a value of the polynomial, one should mark *how often* a given number is a divisor of the values. Compare with what we do on p. 49.


In fact, another extension of the pool of examples happens when one considers common zeros of several polynomials.


These sequences of colors remained mysterious for a long time.  A few weeks before considering this topic at Math Circles, we discussed discrete logarithms.  One of the main messages was that mathematicians expect that this problem (“how discrete logarithms depend on the size of the wheel”) *does not follow* any pattern. Until recently, there was no clue whether the color sequences above would all have a pattern (but possibly, a very complicated pattern), or sometimes the situation could be as with discrete logarithms.

Things changed about 50 years ago, when a Canadian mathematician Langlands started to ask his colleagues some “crazy” questions; a few years later, these questions crystallized into a chain of conjectures connecting

- questions about divisibility in polynomial sequences and tables (really hard; considered very important, but impenetrable before), and
- questions of mathematical analysis (hard, but much easier to handle).

These connections would show that all these problems about divisibility have a pattern in the answers—however, this pattern is extremely complicated even to describe (not mentioning proving this!). At the coarsest possible level, one can say that the symmetries we saw in red/green coloring of prime numbers in the case of a polynomial of degree 2 — *periodicity* and *mirror (anti)symmetry*<sup>39</sup> — are replaced by more complicated “hidden symmetries”.

 To be able to expose the pattern of hidden symmetries, one needs to understand many different concepts:

- Wheels;
- symmetric tessellations (or “tilings”);
- curved geometries,
- working with infinities,
- fractals,
- harmonies, harmonics and waves (“Harmonic Analysis”),
- heat propagation. 

<sup>38</sup>In fact, in his review written in 1972 (before the importance of the Langlands program was fully realized), Wyman claims that it is possible to exclude these patterns using *only* the tools of the Class Field Theory. However, I do not recollect seeing this argument actually written down. (See the discussion on [MathOverflow/11688](#), especially the answer by [Keith Conrad](#).)

<sup>39</sup>In other words: (anti)palindromicity of the period.

Similar to the case of degree 2, there is a particular size of the wheel (the *conductor*) which is related to a particular polynomial sequence. However, it controls the sequence not directly, but by selecting a particular “size”<sup>40</sup> of a tessellation of a curved geometry (as mentioned above) in which we consider the heat propagation.<sup>41</sup> <sup>42</sup> Tessellations of different “sizes” have different symmetries — and these symmetries become the “hidden symmetries” of the pattern of colors.

These conjectures (called the *Langlands program*) explain (among other things) how to find the conductor — however, the recipe is not straightforward. Before going half-way in writing these notes, I had no clue what the conductor for the sequence “tetrahedral numbers + 2” above (and similar sequences) may be!<sup>43</sup>

One must keep in mind that initially Langlands has been working on a very specific circle of problems. Until his dreams crystallized, nobody expected these problems to be related to the questions of red/green coloring we consider here.

Following the parable about blind men and an elephant, Langlands have been investigating an ear of an elephant, while our questions concern the trunk of the elephant. What happened next is that, contrary to the parable, he could figure out the general appearance of the whole elephant using just the data from his research of the ear. From this, he unraveled how to access all the particular features of the elephant in a uniform way.

Meanwhile, during these 50 years, mathematicians managed to investigate “the trunk” by following the recipes of Langlands. Other mathematicians could prove that what Langlands visualized actually holds in “the particular case of the trunk”. So today, we can discuss the trunk of an elephant in detail — which has not been dreamed of before Langlands.

After the Langlands program was thought up, it became one of the most important focus points of contemporary mathematics. *A lot* of mathematicians work on realizing this program. Moreover, about 20 years ago, one of the major way points of the program was achieved: the Langlands program was proved in the cases connected to 2D tessellations (as opposed to higher dimensions).

Such 2D tessellations are related to polynomial sequences up to degree 3.<sup>44</sup> In particular, this leads to a proof of Langlands’ pattern for our sequence of colors for “tetrahedral numbers + 2”.<sup>45</sup>

Ⓜ Moreover, just a few weeks before we discussed that at our Math Circles, the achievements of Langlands were formally recognized as well: he won what is considered the most prestigious award for mathematicians: the Abel prize. This prize is in fact much more prestigious than the Nobel Prize. For example, every year 2 or 3 physicists are awarded the Nobel Prize — but typically, only one mathematician a year wins the Abel prize. Ⓜ

<sup>40</sup>Note that in the “usual” geometry, given a tessellation, we can rescale it, and it remains a tessellation. However, curved geometries *allow no rescaling* — so every “type” of tessellation may exist in one size only.

<sup>41</sup>We provide examples of such tessellations in Chapter on p. 64. We discuss some idiosyncrasies of the heat propagation in curved geometry in Footnote 67 on p. 28.

<sup>42</sup>An alternative approach is to say that the conductor controls “the laws of fractality” of the graph of Fourier transform of the sequence in question. (However, if one calculates this Fourier transform “naively”, one would get infinite values! We will start addressing this in Remark 14 on p. 26.)

<sup>43</sup>After finding the conductor, the Langlands program leads to a recipe describing certain integrals (see Remark 9 on p. 24). The values of these integrals are whole numbers matching the colors above: for example, the number may be 0, 1 or 3 (with 0 for red, 1 and 3 for green; compare with p. 49).

One can calculate these integrals approximately, then round to the closest integer. This gives a “practical” (meaning: computationally feasible) recipe to find colors of arbitrarily large prime numbers.

<sup>44</sup>They also cover a part of polynomials of degree 4 (see the section on p. 121), as well as polynomials of degree 5 if the discriminant is a perfect square.

<sup>45</sup>When discussing this in Math Circles, we cheated, and pretended that to treat this sequence one *needs* the Langlands program. In fact, *this particular sequence of degree 3* is covered by the Class Field Theory.

One must massage this sequence a bit so that one *needs* Langland’s approach to see the pattern. For example, one may consider “20 × tetrahedral numbers + 1.” See Remark 12 on p. 25.

# The simplest Langlands' patterns in more detail: the “hidden symmetries” in $\deg = 3$ are fractal

**Bread crumbs: A very coarse outline of the Langlands' pattern**

**We did not discuss what follows at Math Circles.**

On p. 20 we gave very vague hints about what one should be fluent with to be able to understand the Langlands' patterns (the “hidden symmetries”) for our sequence of colors encoding divisors of “tetrahedral numbers + 2” (on p. 19). These patterns also fit other similar sequences of colors constructed, for example, from divisors of “ $20 \times$  tetrahedral numbers + 1” (although the finer details for this example would be very different; we postpone them until Remark 12 on p. 25). Here we want to leave a tiny bit more bread crumbs on this path.

This section is just a very coarse outline. Later we are going to clarify the details.

While we tried to keep this outline as accessible as possible, there is a limit to this. Your mileage may vary. **All discussions below are heuristical only; it would take 100s of pages to give rigorous arguments.**

Exposing the pattern goes in 3 steps.

- First one needs to apply several “transliterations” to the colors. They are very straightforward, though the technical details are quite involved. To cut the long story short: in the outcome, we replace colors with “suitable” whole numbers.

It is simplest to describe what happens to “bold” colors (colors of prime numbers): for sequences of degree 3, we replace red by  $-1$ ; green becomes either 0 (“non-interesting green”) or 2 (“interesting green”). (Which of the greens are “interesting” will be discussed later.<sup>46</sup>) Moreover, a few prime numbers<sup>47</sup> may need a special treatment.

In fact, this is the step where we forget about colors of non-prime numbers: for example, the whole number assigned to  $pq$  does not depend on the color of  $pq$ , but only on the whole numbers assigned to  $p$  and to  $q$ .<sup>48</sup> We discuss this in more detail in the section “Transliteration rules” (starting on p. 48).

- Denote the resulting sequence of numbers by  $N_n$ . The second step is to take the Fourier transform of this sequence.<sup>49</sup> This is, automatically, a periodic function  $F(t) = \sum_n N_n \cos nt$ .<sup>50</sup>

---

<sup>46</sup>So, in fact, it is not “pure transliteration”: we need a bit more information than our colors! However, the extra information is contained in what we already know: the color sequence corresponding to a certain polynomial of degree 2. For our example, it is “square numbers + 971” (this is not a misprint!). See Remark 34 on p. 51 for details.

<sup>47</sup>Divisors of the discriminant, of the denominators of coefficients, and of the numerator of the leading coefficient.

<sup>48</sup>For sequences of degree 2, already this first step exposes the pattern (so we do not perform the other two steps): the sequence  $N_n$  is periodic. In fact, we already saw this result (in disguise): it is the second row of colors on p. 9.

To unmask the disguise, note that in this case, the numbers  $N_n$  given by transliteration rules are either  $-1$  or  $1$ . For example, red or green primes  $p$  are replaced by  $N_p = -1$  or  $N_p = 1$  correspondingly. For composite  $n$ , one uses the rule  $N_{ab} = N_a N_b$ . (For more general polynomials, this works only if  $k, l$  are mutually prime.) Since  $N_n$  takes only two possible values, one can change  $N_n$  “back to” red/green colors. This makes it into a “double transliteration”: “colors”  $\rightarrow$  Numbers  $N_n \rightarrow$  “colors”. It turns out that it replaces our row of colors by a periodic row of colors (see p. 9). On prime  $n$ , the colors are automatically unchanged.

(Here we ignore “the exceptional primes” of the preceding footnote. They may lead to a mismatch between these two rows of colors in a few bold places.)

The obtained sequence  $N_n$  is called the “Legendre symbol”. (Compare with p. 166.)

<sup>49</sup>Recall that these notes need only very cursory knowledge of Fourier series — see Footnote 2 on p. 1.

<sup>50</sup>A lot of things become simpler if we consider  $F_{\mathbb{C}}(t) := \sum_n N_n e^{int}$  instead, so  $F = \operatorname{Re} F_{\mathbb{C}}$ . However, since until the discussion on p. 64 we are concerned mostly with plotting, it is much easier to ignore the imaginary part of  $F_{\mathbb{C}}(t)$ .

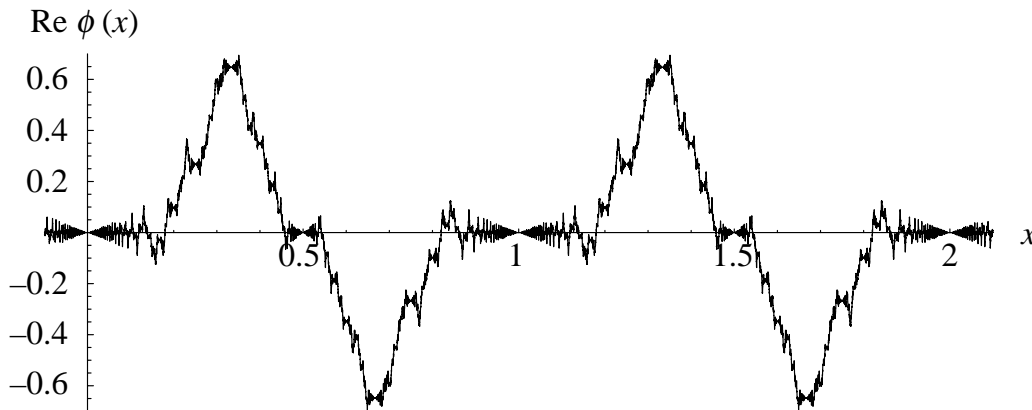
- At last, we can state how the Langlands program describes the pattern of numbers  $N_n$ . This goes through *fractal properties* of the function  $F(t)$ :<sup>51</sup>

The graph of  $F(t)$  is an exact fractal.

Note that the word “fractal” is used in math with two different meanings:

- A shape where every small part may be obtained from the whole by certain transformations, called “the fractality laws” (we call such a shape an “exact fractal”).
- A shape of fractional Hausdorff dimension.

It is the first meaning which we need above, and “the fractality laws” play the role of “hidden symmetries”.<sup>53</sup> Here is an example of such a fractal behavior of a graph from an [about-15-years-old paper](#):



*Figure 1.* The real part of the antiderivative  $\phi(x)$  of the automorphic distribution corresponding to the Mass form for  $\mathrm{SL}(2, \mathbb{Z})$  with  $\lambda \approx 27.56 i$ .

Note the pattern in the graph near  $x = 0$ . This pattern is in fact repeated near every point of this graph. The copy may be centered at any rational point  $x = R/S$ —though the larger  $S$  is, the smaller is the copy (zooming into this graph can uncover many such copies corresponding to small  $S$ ). Moreover, every “oscillation” of this pattern is, in fact, a particular “fractal transform” of the period of the graph (on this period  $x$  changes between 0 and 1).

**Remark 8:** Let us clarify in which sense the “fractal properties” above may be thought of as “a pattern in the sequence of numbers  $N_n$ ” (or, transliterating back, as a “pattern of the sequence of colors”). If we know just “a very coarse overview” of the graph of  $F(t)$ , the fractality laws translate this information to “the coarse overview” of every small piece of this graph; combining these together, one gets “a much finer overview” of the graph. Repeating the process, one gets more and more details about  $F(t)$ . In a certain sense, the fractality laws “fill in” the information about the fine details of the graph which was missing in the overview.

So it should not be surprising that given the fractality laws and sufficiently many details of “the coarse overview”, one can reconstruct *the whole graph* of  $F(t)$ . Since the “coarse overview” of a

<sup>51</sup>This may look very indirect as far as we are interested in numbers  $N_n$ —or red/green colors. However, first, this is expected to be “as good as it gets”: probably, there is no pattern which is “more direct” than this. Second, currently mathematicians gradually learn how to extract “more useful” information about  $N_n$  out of such fractal properties.<sup>52</sup>

<sup>52</sup>This started with the [circle method](#) of Hardy–Littlewood.

<sup>53</sup>The corresponding law is the red-framed formula in [Footnote 73](#) on p. 31.

periodic function is given by its first few Fourier coefficients, it is natural to expect that

The fractality laws and the first few numbers  $N_n$  determine all the numbers  $N_n$ .

And this is what actually happens!<sup>54</sup> Moreover, this is exactly what one expects from "a sequence having a pattern": knowing "the type of the pattern"<sup>55</sup> and a few first terms, "the pattern" would allow us to reconstruct the rest of the sequence.

For example, for the graph above, it looks like all the "bumps" on the graph are fractality-law images of the "principal oscillation" on the graph. Then knowing the period (1) and amplitude ( $\approx 0.7$ ) of the "principal oscillation" would allow one to find heights (and positions) of all the "bumps" on the graph, in effect reconstructing the whole graph.

We discuss how the regions where we "fill in the details" are positioned with respect to each other in the section starting on p. 67.

**Remark 9:** Note that to find whether a prime number  $p$  may be a divisor of numbers in our sequence of degree 3, it is enough to calculate the whole number  $N_p$ . On the other hand, if we know  $F(t)$  then  $N_p$  is just a certain integral (the "inverse Fourier transform") involving  $F(t)$  and  $p$ .

This shows that the questions of divisibility are inherently related to the questions of calculus.<sup>56</sup>

**Remark 10:** In discussions on the future (and history) of science, the prevailing mood is to claim that science becomes more and more fractured, so that even specialists in relatively similar areas cannot understand each other. Nevertheless, many leading mathematicians champion the exactly opposite point of view.

Yes, if one observes what happens on the bleeding edge of science *now*, one would see that people may focus on quite narrow questions. However, there is nothing new in this — this is the natural way the human mind works. Moreover, such narrow interests might be just "tactical" in nature, and such a close focus can be temporary only. (This is the *synchronous view* on science.)

On the other hand, the *diachronous view* would show a completely different perspective. Instead of looking at what people thought about what was "the bleeding-edge research" *at that particular moment of time*, this point of view focuses on a particular theme, and observes how it was perceived at *different* moments of time, from the time it was "bleeding-edge" till today. It turns out that as time goes we understand more and more the interrelations of these themes. What may have looked "very specific and narrow" when it was discovered, later would turn out to be included in wider and wider vistas. New points of view appear all the time; they interconnect things which were previously thought to be *completely* dissimilar.

This confluence of mathematical theories leads to the idea of "Unity of mathematics".<sup>57</sup> Remark 9 provides one of the most striking examples of such a unity.

**Remark 11:** While "Unity of mathematics" is a very captivating phenomenon, it may also lead to hard-to-surmount difficulties. *This* is what happens with the Langlands Program!

It brings together a dazzling amount of very different branches of contemporary mathematics. Even if one could make an intelligible sketch of every one of these themes, the sheer count of the involved topics would overwhelm all but the most persisting readers.

---

<sup>54</sup>After explanations above, it should not be too surprising. *What is* surprising is that all this "filling in of details" does not lead to contradictions. In other words, the existence of *any* non-0 function satisfying the fractality laws is an amazing miracle!

<sup>55</sup>For example, in the case of the pattern of periodicity, the "type" is the length of the period. If we know that many first numbers  $N_n$  in a periodic sequence, the rest may be reconstructed by periodicity.

<sup>56</sup>Moreover, the famous circle method of Hardy–Littlewood is based on a very similar observation. Compare with Footnote 51 on p. 23.

<sup>57</sup>... although for most mathematicians, maturing to this idea takes much longer than it took I. M. Gelfand in an epigraph to these notes!

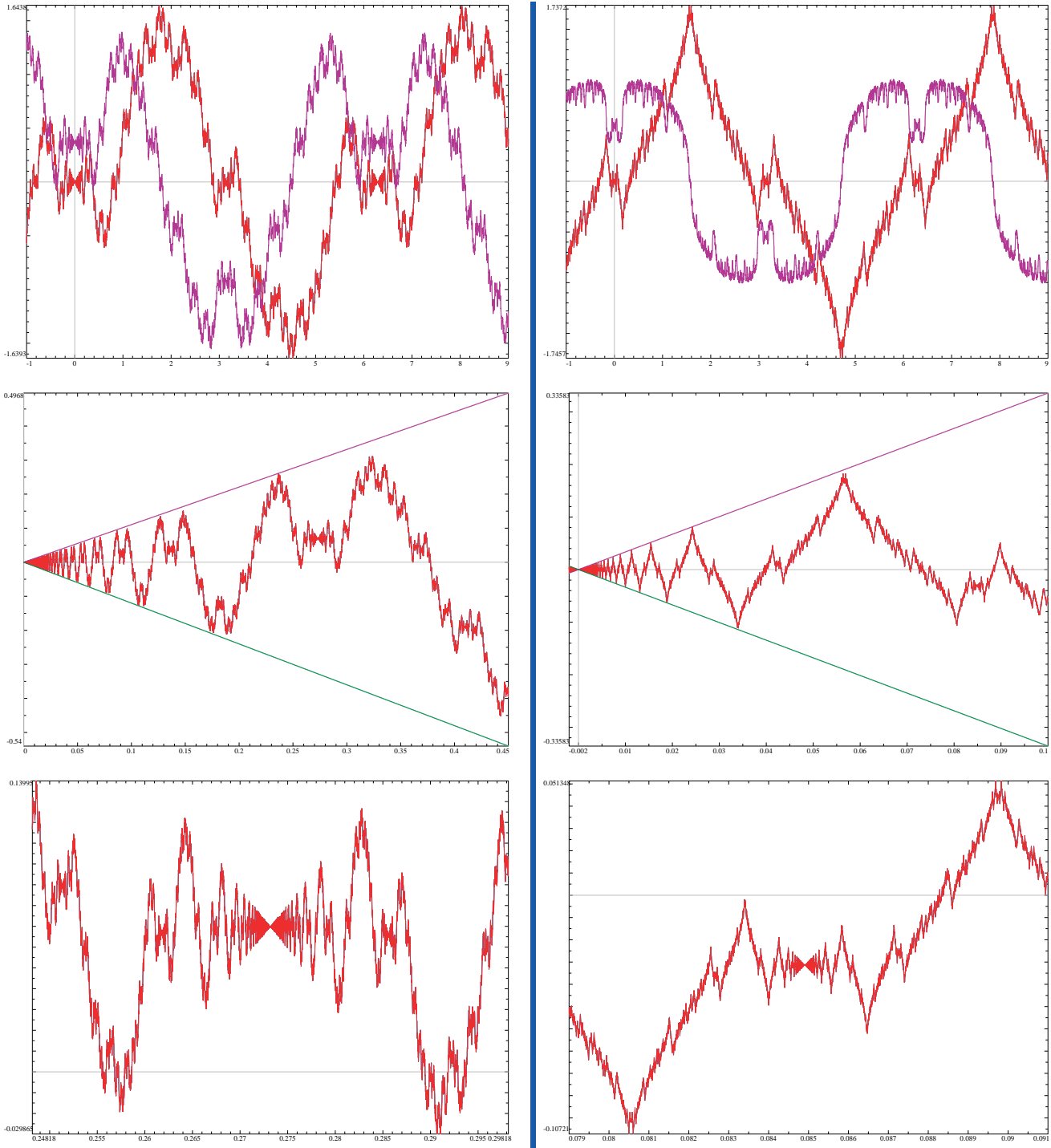


To cope with this, we go over the same ideas in several passes, trying to increase the amount of details gradually. Additionally, inside every pass we attempt to use strokes as bold as possible, cloaking all the “fine print” into footnotes, and interconnecting<sup>58</sup> the passes by cross-references.

### The appetizers for what follows

We continue laying the bread crumbs on the way to the Langlands Program. This is still just a very coarse outline of hidden symmetries (in degree 3)!

**Remark 12:** As an appetizer for the following discussion, here are the “real-life examples” of two types of behaviour of plots of functions related to our sequences of colors for polynomials of degree 3:



<sup>58</sup>... as sparsely as possible, to avoid making these notes into Borges’ Ts’ui Pên’s *The Garden of Forking Paths*.

For each of two columns above, we picked a polynomial of the corresponding type for which the patterns of fractality are easiest to recognize.<sup>59</sup> Each plot in the top row shows two graphs: about  $1\frac{1}{2}$  periods for the real and the imaginary part of the function  $F_{\mathbb{C}}^{(-1)}(t)$  (see Footnote 50 on p. 22). The second row zooms into the red graph of the graph above it near the origin; the third row zooms yet more into the plot above it near its most interesting point.

One can see that the “shape of oscillation” in the second row matches the period in the first row — but on the left it matches the violet shape, while on the right it matches the red shape. However, for both columns, the “shape of oscillation” in the bottom row matches the *red shape* of the top row.

This difference between these two columns suggests that one may need to consider two different flavors of fractality — and this is what actually happens. By historical reasons, in math these flavors are called by unrelated names: “modular form” fractality, and “Maass form” fractality. (Due to harder-to-explain mathematical arguments of the Langlands Program, nowadays they are also called “the odd case” — on the left, — and “the even case”).<sup>60</sup>

The “odd” case was understood a few decades before Langlands — but before the Langlands Program it was just a mathematical curiosity. The investigations of the “even” case succeeded only very recently.<sup>61</sup> We examine another approach to these two cases in Remark 18. See also Remark 30, and the section on p. 62.

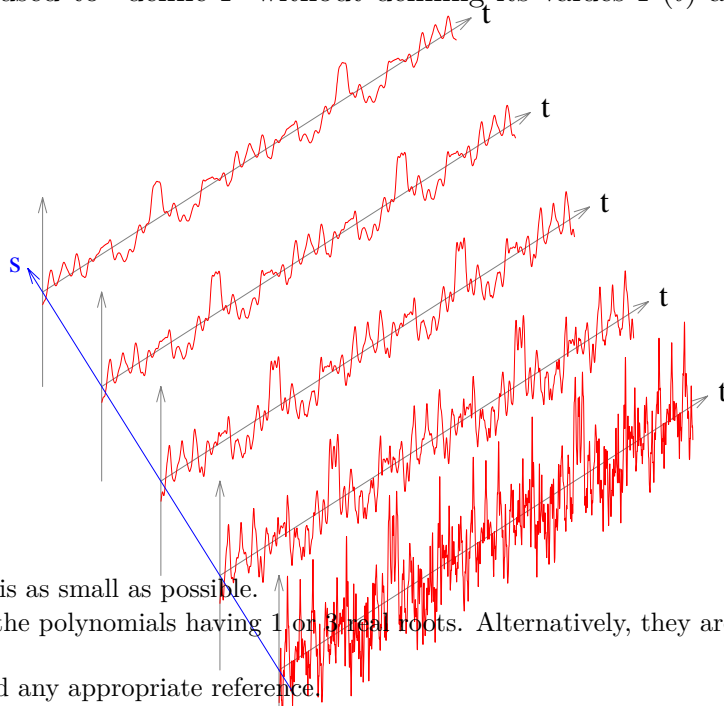
**Remark 13:** In the outline above, we needed to cheat to circumvent certain delicate points. Note that the graph above, on p. 23, plots not the function  $F(t)$ , but its antiderivative  $F^{(-1)}(t)$ . (Same for plots of Remark 12.)

The reason for this is that, in a naive sense, the function  $F(t)$  has no value anywhere: the Fourier series defining  $F(t)$  diverges for every value of  $t$ . In particular, the graph of  $F(t)$  itself does not make a lot of sense. However, the antiderivative of  $F(t)$  has “a much milder” Fourier series; and it has an honestly defined graph. (Note how this is similar to the relation of “white noise” and “Brownian motion” — see Remark 26 on p. 37.)

Essentially, the phrase “the fractal properties of the graph of  $F(t)$ ” should be understood as a metaphor. To proceed any further, one needs to assign a precise meaning to this metaphor. There are two approaches to “infinities” which are used to “define  $F$  without defining its values  $F(t)$  at particular values of  $t$ ”.

**Remark 14:** One approach provides ways to work with these infinities directly. This has immediate advantages of “visually obvious” fractality (see the plots above — and below). It also helps to internalize why the fractality laws allow a few initial values of  $N_n$  to define the rest of values of  $N_n$ , as we discussed in Remark 8. (See the section on p. 37 for details.)

The plots of functions shown above (and those below!) are results of application of this approach.



<sup>59</sup>Mathematically, this means that the conductor is as small as possible.

<sup>60</sup>In elementary terms, these cases correspond to the polynomials having 1 or 3 real roots. Alternatively, they are the cases of a negative or positive discriminant.

<sup>61</sup>This is just my reconstruction — I could not find any appropriate reference.

It looks like during the last couple of decades, there is a widespread understanding that “this follows directly” from what is already proven about the Langlands Program. — However, apparently, nobody wrote this statement down explicitly.

**Remark 15:** The other approach “regularizes” the infinities away altogether. Here “regularization” means a particular way to morph a function which makes it “more smooth”. In fact, this morphing process can be applied repeatedly (as done above). So one can “regularize” with different “strength”; the “strength” parameter  $s$  shows how many steps of “morphing” were used. Moreover, interpolation is possible, so the parameter  $s$  may be fractional as well.

Start with the function  $F(t)$  and apply regularization with strength  $s$ ; this leads to a function of two variables  $f(t, s)$  (as on the plots above). For more details, see Section on p. 64.

(In fact, these pictures<sup>62</sup> illustrate a repeated application to  $F(t)$  of a certain type of low-pass filtering with lower and lower cut-off frequency  $1/s$ . Compare with the discussion in Remark 26 on p. 37.)

**Remark 16:** At first, the fact that we need to work with a function of 2 variables may be seen as an inconvenience. On the other hand, with 2 variables one gets many more possibilities in interpreting *what these variables mean*. In particular, while all geometries with 1 degree of freedom are essentially the same, with 2 degrees of freedom a new opportunity appears: some of these geometries are “curved” (somewhat similar to how the geometry of the surface of Earth is “curved”).

It turns out that

- If one chooses a “suitable” way to regularize, and
- if one chooses a “suitable” curved 2-dimensional geometry,

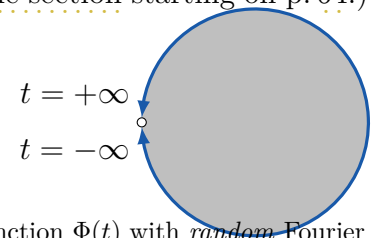
then the transformations of the fractality law for  $F(t)$  become just “rotations” (or “shifts”) in this curved plane of parameters  $(t, s)$ . One gets the following translation rules:

$$\boxed{\text{Fractality laws for } F(t)} \longleftrightarrow \boxed{\text{Rotational/Translational symmetries for } f(t, s).}$$

These rules show that “the fractality laws” *are* symmetries, explaining how they can play the role of “hidden symmetries”.

Moreover, the “rotations” (or “shifts”) in question happen to be symmetries of a tessellation (or tiling) of this “*Lobachevsky geometry*”. (We return to this topic later, in the section starting on p. 64.)

**Remark 17:** In the second approach, the domain of definition of the function  $F(t)$  becomes “the absolute”, or the “horizon” of the curved geometry.<sup>63</sup> A point  $t$  of the absolute encodes “the azimuth”  $\varphi$  of the direction going to this point (the encoding is similar to the rule  $t = \tan \frac{\varphi}{2}$



<sup>62</sup>For technical reasons, these plots are based not on our function  $F(t)$ , but on a function  $\Phi(t)$  with *random* Fourier coefficients of approximately the same magnitude as for  $F(t)$ . However, since “the degree of smoothness” of a graph depends on how quickly the Fourier coefficients decrease, “the roughness” of these graphs is very similar to the graphs for  $f(t, s)$ . (However, because of randomness,  $\Phi(t)$  allows no fractality laws.)

To unclutter the picture, we avoid small values of  $s$ : they would result in very high spikes; these spikes would ruin the plots. Above,  $s$  changes in  $[0.015 \dots 0.095]$ , while  $t$  changes in  $[0 \dots 14]$ .

In fact, the scales of variables  $s$  and  $t$  are closely interconnected (see Remark 16). Us using a very different scale for  $s$  means that we scaled  $s$  up about 200 times. So the plots illustrate what happens in *a very narrow strip* near the line  $\{s = 0\}$ .

<sup>63</sup>A point of the absolute is “a point at the ‘infinity’ of the geometry”; different points of the absolute correspond to different *azimuths*: “directions to look at” (this assumes that we look at something “very far” away).

This notion works equally well in non-curved (Euclidean) and in Lobachevsky geometries. While each observer living in this geometry would have their own coordinate system for “azimuths”, what is crucial for existence of the absolute is that if two cowboys ride “to infinity”, and their azimuths become closer and closer for one observer, the same would happen with any other observer. So a particular value of azimuth for one observer “matches” a certain value of azimuth for another observer.

This identifies “the absolute” with something observant-independent. We do not want to reuse the word “horizon” in this context since we need it below in the non-curved situation.

in the usual geometry which sends  $(-\pi, \pi)$  to  $(-\infty, \infty)$ .<sup>64</sup> In Remark 16, we worked with a point of Lobachevsky geometry writing it as  $(t, s)$  with  $s > 0$ . This is the half-plane model of this geometry; however, there is another, equally useful model in a disk,<sup>65</sup> where the absolute is the circle which is the boundary of this disk. One point of this circle matches  $t = \infty$ , the rest is identified with the  $t$ -axis.

The pairs of numbers  $(t, s)$ ,  $s > 0$ , used above are coordinates on a half-plane. However, they may be also thought of as curvilinear coordinates in this disk; very vaguely speaking,  $s$  corresponds to how far away from the boundary is the point. In particular, points with  $s = 0$  are on the absolute, matching the setup of Remark 16.<sup>66</sup> Moreover,

Regularization  $F(t) \rightarrow f(t, s)$  is the interpolation of  $F(t)$  from the boundary to the inner part of the Lobachevsky disk.

Assume that  $F(t)$  describes "the temperature on the absolute". In other words,  $F(t)$  is the temperature "far away in the direction encoded by  $t$ ". Keep this temperature on the boundary steady, and let the temperature inside the Lobachevsky plane "settle down", eventually reaching a steady state. What may be the distribution of temperature in this state of stable equilibrium? The answer to this question turns out to be exactly our choice of  $f(t, s)$ .

In this language,  $f(t, s)$  is "the steady-state-heat-propagation interpolation" of  $F(t)$  from the boundary of the unit disk into the whole disk. Moreover,  $F(t)$  may be interpreted as the "boundary trace" of  $f(t, s)$ . Hence, when the description above is applicable, one gets an "intertwining" compatibility rule:

If the function  $F(t)$  on the boundary has a symmetry, then its interpolation  $f(t, s)$  has a "similar" symmetry.

and vice versa.

Moreover, it turns out that "fractality laws" for  $F(t)$  may be considered as such symmetries. This shows that the fractality laws are indeed "hidden symmetries" we have been looking for:

If  $F(t)$  is an exact fractal, then  $f(t, s)$  is highly symmetrical.

(And vice versa.) *This* is the reason for the rules from Remark 16.

**Remark 18:** In the preceding remark, we hid a very important effect: it turns out that the ordinary process of heat propagation in our familiar non-curved geometry has *two* analogues in the case of curved geometry. Some of the features of steady-state temperature distributions in our "flat" geometry are inherited by one analogue, while some other features are inherited by the other.<sup>67</sup>

These two different analogues of the heat transfer process lead to *two different choices* of the interpolation  $f(t, s)$  of  $F(t)$  into the disk.

Compare this with two flavors of "fractality laws" mentioned in Remark 12. It so happens that one of them is compatible (in the sense of preceding section) with one type of heat transfer, while the other one is compatible with the other type. This way, modular/Maass forms corresponds to different

<sup>64</sup>People familiar with the *Stereographic Projection* may recognize the significance of this formula.

<sup>65</sup>There is no best way to visualize this curved geometry. Sometimes the half-plane model  $((t, s)$  with  $s > 0$ ) used in Remark 16 is more convenient; sometimes the disk model.

<sup>66</sup>We illustrate these coordinates on p. 65.

<sup>67</sup>This is, eventually, related to so-called "non-amenability": the area of the circle in this curved geometry grows exponentially with its radius. Therefore, even if you heated a part of radius 999 of a disk of radius 1,000, when this heat propagates to the whole disk, the temperature would drop several times.

Essentially, all our intuition breaks in this case. Mathematically, this corresponds to appearance of a "spectral gap" for the heat propagation operator. One analogue of heat propagation "ignores" this gap, the other analogue introduces a new term cancelling this gap.

kinds of heat propagation in a curved geometry.<sup>68</sup> We illustrate this in section “Maass fractality laws” starting on p. 44.

**Remark 19:** We must stress out that what people *recognize* as exact fractals are the fractals “optimized for beauty”. When repeated due to fractality laws, the features of such shapes can remain sufficiently large to be immediately recognizable. *This* makes these shapes attractive enough to be put on a wall.

Unfortunately, most (or all?) examples of fractals in these notes are not “beautiful” in the above sense. One *needs* to zoom in to recognize repetition of features. In fact, the smallest needed zoom ratio is the conductor — and there are no polynomials of degree 3 with a small conductor!

However, even if not “beautiful enough to be put on a wall”, exact fractals remain exact fractals. While the pictures below require zooming in to see the self-similarities, mathematically, they are on equal footing with “beautiful fractals”.

**Remark 20:** For example, the plot above (on p. 23) *is* optimized for beauty: it has conductor 1. To achieve this, the authors used a certain “tuning parameter”  $\lambda$  (mentioned in the caption to the plot).<sup>69</sup> In our context  $\lambda$  must be 0. In fact, they took the smallest  $|\lambda|$  allowing conductor 1.

### In more detail

The exposition of the previous two sections was intentionally made very sketchy, to avoid drowning the reader in excessive details. I expect that for many readers, already the level of details in the sketches above may be an overkill — and then here is a good place to stop reading.

On the other hand, the rest of this report is written for people left unsatisfied by *the vagueness* of the preceding exposition. From this point on, the notes are going to become way more technical.

Anyway, to make the level of difficulty raise as slow as possible, we start with topics which allow a “more visual” presentation, and would postpone “dry algebraic” themes for as long as possible.

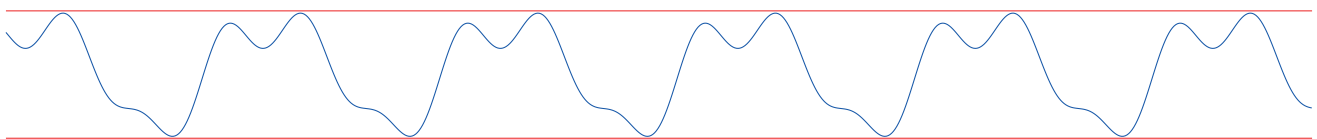
Unfortunately, the usual way the Langlands program is stated is extremely technical and very far removed from the simplified point of view discussed above. Translation to down-to-earth terms is error-prone if one is not a specialist; on the other hand, there are very few published attempts to do this — and all the attempts I know cover just the cases of negative discriminant (such as “tetrahedral numbers + 2”), which were, in fact, understood well before Langlands. (Compare with Remark 12.)

The (pseudo-)exposition we did in class (and do in these notes) is based on scratches of information extracted from “the attempts mentioned above” combined with what I could distill from the original papers. As I said, this is an error-prone process; apply salt as needed — one grain may be not enough.

### Fractality laws: the simplified example

The first thing we want to describe more precisely is the “fractal transformations”. Recall that these transformations map the whole graph of the function to its small parts. In fact, we want to start with a “toy example”: it does not match “the actual transformation” exactly, but is its very close cousin.

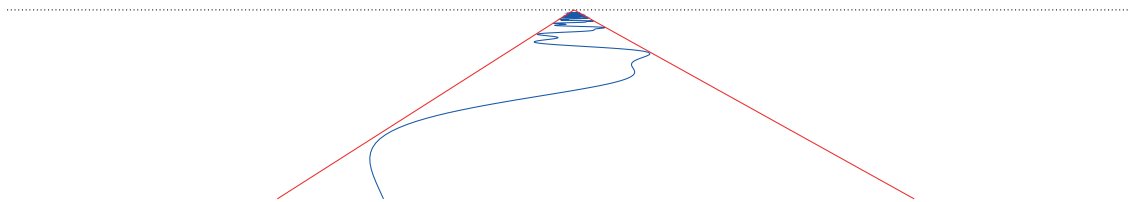
Take a graph of a periodic function  $g(t)$ :



<sup>68</sup>In fact, this is how these forms were first discovered: not on the absolute, but on the Lobachevsky plane.

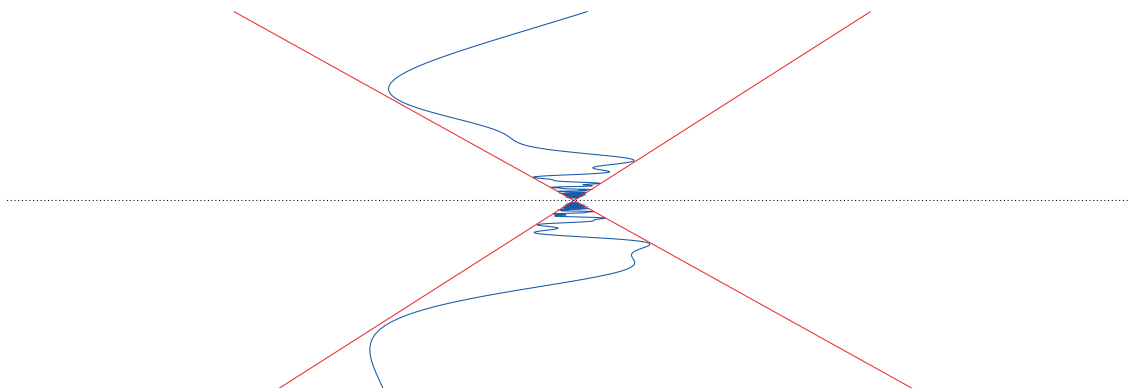
<sup>69</sup>This number is related to the eigenvalue for this eigenfunction of the heat transfer operator.

squeezed between two horizontal lines. The graph continues forever to the left and to the right; image it drawn on a horizontal floor, and look at this graph from above. When our gaze follows the graph to the horizon, near the horizon we see the picture like this:



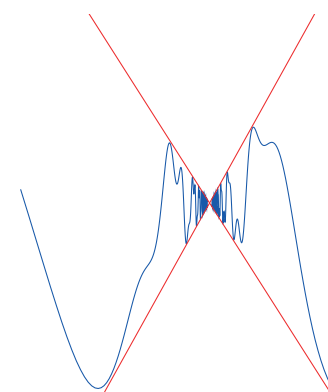
Here two red lines "converge" near the horizon like rails of a straight railroad.

As it is customary done in "Projective Geometry", above the horizon we put the reflected picture of what is "behind us":



Note that rotating this, we can make it into a graph of a function (on the right). And *this* is the transformation we had in mind.

As it is easy to see, given any periodic function  $g(t)$ , the graph on the right is the graph of the function  $tg(-1/t)$ . (This assumes that the intersection of the red lines is the origin.)<sup>70</sup> Call this *the toy transformation* of the graph of  $g(t)$ .



With this transformation defined, we may state the required "toy fractal property" of the graph of the function  $F(t)$ : (after appropriate rescaling and horizontal shift) every small piece of the graph of  $F(t)$  coincides with the "toy-transformed" graph of  $F$  (the graph of  $tF(-1/t)$ ).<sup>71</sup>

**More precisely:** In fact, even more is true. Shift the graph of  $g(t)$  so that a point  $P$  of the graph moves to the origin. Suppose that there is a periodic function  $g_P(t)$  such that the shifted graph is the "toy-transformed" graph of  $g_P(t)$ . We say that near  $P$ , the graph of  $g(t)$  is *horizon-similar* to  $g_P(t)$ .<sup>72</sup>

The periodicity of  $g_P(t)$  is already an extremely strong condition on the graph of  $g$ . For the function  $g(t) = F(t)$ , it holds for any  $P$  whose  $t$ -coordinate is  $t = 2\pi R/S$  with whole numbers  $R, S$ . Furthermore, the exact-fractality property can be restated as this amplification: "for many" such points  $P$ , the function  $g_P(t)$  is "a shifted and rescaled" function  $g(t)$  itself. In other words,  $g_P(t) = A_P g(B_P t + C_P)$ . Such points  $P$  appear arbitrarily close to

<sup>70</sup>Moving our "observation point", one can also get functions  $tG(-1/t)$  with  $G(t) = Ag(Bt + C)$ .

<sup>71</sup>What we said above is a simplification; in fact, instead of applying this law to the graph of  $F(t)$ , it should be applied to the graph of  $1/F(t)$ .

This may be restated as follows: one should apply not the "toy transformation"  $tF(-1/t)$ , but the "actual transformation"  $F(-1/t)/t$ . (*This* restatement is applicable even though  $1/F$  does not make sense for "white-noise-like" generalized functions  $F$  we consider in our notes. Compare with Footnote 82 on p. 36.)

<sup>72</sup>In other words,  $g(t + 2\pi R/S) = tg_{2\pi R/S}(1/t)$ .

any given point of the graph. Which particular points of the form  $t = 2\pi R/s$  “work this way” is determined by the conductor; call them “*horizon-self-similar points*”.<sup>73</sup>

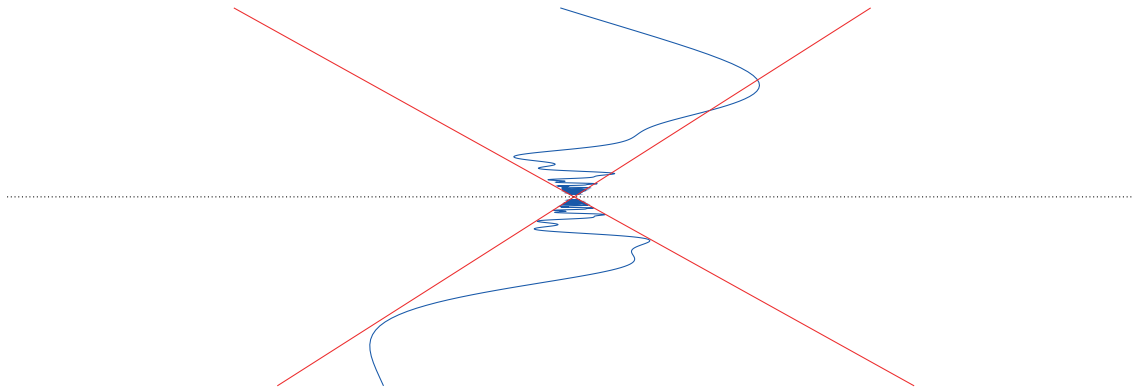
**Remark 21:** Above, what we did “above the horizon” looks very logical—provided one knows projective geometry. Indeed, when we look in some direction, our gaze “hits” everything on the half-line starting at our pupil, and going in the direction we look at. Now, half-lines are not very natural geometric objects; a projective geometer would try to replace them with whole lines.

After such a replacement, we imagine that we “can see” not only along the “forward” half-line, but also along “backward” one. How would it play out in practice?

When one looks above horizon, there is nothing along the “forward” half-line, but along the “backward” half-line one “can see” the objects hit by the “backwards continuation of our gaze”—which are below the horizon! So the objects on the ground *behind us* “would appear” above horizon in front of us. (This is the central symmetry with the fixed point in our pupil.) This is exactly how we plotted the illustration above. In turn, this led us to the fractality law  $tF(-1/t)$  stated above.

For many years, this law was known to “provide” the pattern in sequences of colors considered above, at least for *some* of polynomials of degree 3 (those of negative discriminant, see Remark 12). On the other hand, a lot of polynomials were not covered by this kind of fractality.

Eventually, due to the Langlands program, it was understood that to cover these “remaining” cases, we need to change what we do “above the horizon”. There is *another way* to attach the top part of the picture above: reflect it flipping left and right:



This way, the “reflected” “toy” fractality law sends the graph of  $F(t)$  to the graph of  $|t|F(-1/t)$ , and the “reflected” “actual” fractality law sends it to  $F(-1/t)/|t|$ .

These absolute values are very unnatural, almost sores in the eye—but this is what turned out to actually work (in the cases of positive discriminant; see Remark 12). The contrast between having  $t$  and  $|t|$  leads to the difference of the graphs in Remark 12: the right one needs  $|t|$ .

<sup>73</sup>Using the formula from Footnote 71, horizon-similarity “to  $G(t)$ ” at  $t = 0$  means:

$$F(t) = \varepsilon \cdot G(-1/\gamma t)/t. \quad \text{Alternatively: } tF(t) = \varepsilon \cdot G(-1/\gamma t).$$

With “self-similarity”  $G = F$ . Likewise, horizon-self-similarity at  $t = 2\pi R/s$  can be written as

$$tF(t + 2\pi R/s) = \varepsilon \cdot F(\zeta - 1/\gamma t).$$

for certain constants  $\varepsilon$ ,  $\zeta$ , and  $\gamma$ . (Note that the relation between the arguments of  $F$  on the right and on the left coincides with what is described in the section on p. 56.)

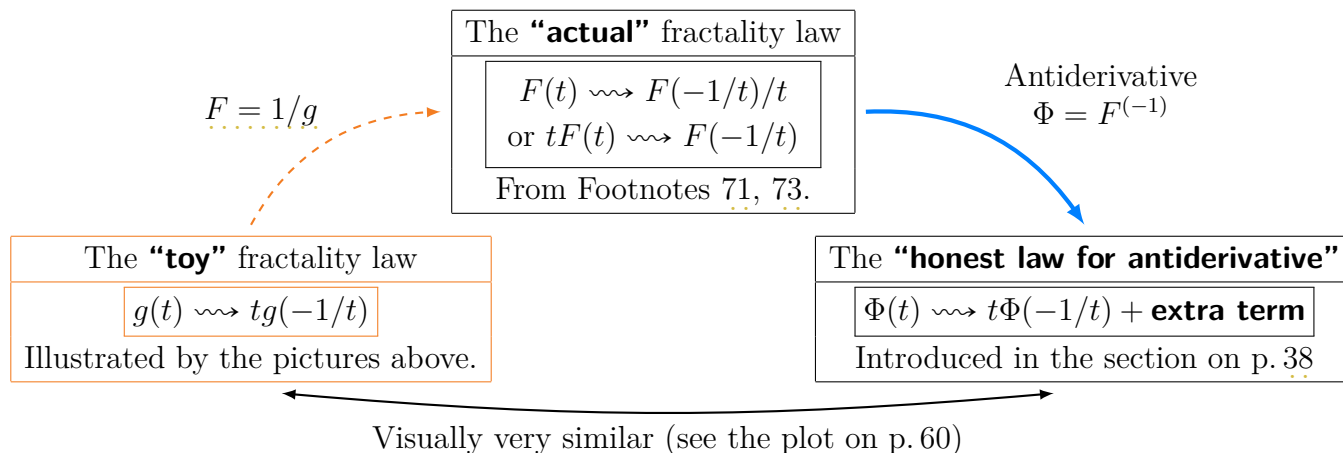
Below, we illustrate the notions of “horizon-similar” and “horizon-self-similar” with many plots.<sup>74</sup>

We quantify the notion of “many such points  $P$ ” in the sections on p. 57, p. 70, p. 76. Moreover, the possible values of  $R$  and  $S$ —and the corresponding  $\zeta$  and  $\gamma$ —are described in Footnote 146 on p. 57.

<sup>74</sup>However, since what we plot is  $F^{(-1)}(t)$  we need the transformation law for the antiderivative of  $F$ . For visual comparison, it turns out to be very similar to the *toy* law! (See the section on p. 31.)

## The zoo of fractality laws

Let us collect together the fractality laws we use in these notes:



(The **extra term** comes from integration by parts. See the calculation on p. 60 for details.)

Moreover, every one of these laws comes in two flavors: one is as above, the other has  $|t|$  instead of  $t$  as a factor or a denominator.

It is the “actual” (or the “honest”) fractality laws which are “the hidden symmetries” of the Langlands Program. In these notes, we play with the “toy” fractality law *only* for instructive purposes, because

- It is so simple to deal with.
- It has a very strong visual similarity to the “honest” fractality law.
- The dashed connection above ( $F = 1/g$ ) permitted us to quickly *introduce* the “actual” fractality law (in Footnote 71 on p. 30).<sup>75</sup>

Recall (see the section on p. 22) that we are interested in particular (generalized) functions  $F(t)$ : the Fourier transforms of “arithmetic” sequences  $N_n$ . The main message of these notes is that these functions satisfy the “actual” fractality law. However, the graphs of functions  $F(t)$  turn out to be “unplottable” (see the section on p. 37), and the best choice we have is to plot their antiderivatives; in this context the blue arrow above leads to the “honest” fractality laws.

Finally, the “honest” law leads to pictures practically indistinguishable from those of the “toy” law—hence the features of such “fractal plots” are easy to recognize. The only important difference is that the “extra term” can move these features up or down on the graph. (See the section “The honest fractality law...” on p. 60 for details.)

### Example: the toy fractality law as a symmetry

Now we want to demonstrate how the “toy” transformation discussed above works as a part of a fractality law. We want to simplify the situation above yet more so that we may discuss a handy example. With this in mind, replace the property stated on p. 30 before Remark 21 by a much weaker property:

The origin  $P = (0, 0)$  of the graph is “horizon-similar” to the function itself.

(So, first, we require horizon-self-similarity near one point  $P$  only. Second, we do not need to shift the graph.)

<sup>75</sup>Recall that the particular function  $F(t)$  we study *cannot* be written as  $1/g(t)$ . Hence the dashed connection above is again “didactic only”. (Compare with Footnote 82 on p. 36.)



In other words:

The graph is a rescaled toy transformation of itself.

Can this happen with a periodic function? Since the typical gut reaction to this question was: “this is not possible”, we start with an example of such a graph.

The idea of our construction is very simple:

*Force* the graph to be preserved by toy transform, *and force* periodicity.

Forcing preservation by toy transform is easy: keep the given definition of the function far from 0, and define it near 0 by the formula for the toy transform. Likewise forcing periodicity is easy: one can extend any function on  $[-\pi, \pi]$  periodically.<sup>76</sup> We are going to apply these two steps alternately, and see what happens.

So we start with a smooth function  $g_0(t)$ , then define  $g_1(t)$  as  $tg_0(-1/t)$  on  $[-\pi/2, \pi/2]$ , and extend periodically so that the shift  $g_1(t + \pi/2)$  of the resulting function  $g_1(t)$  is even. Then we get  $g_2(t)$  likewise, etc.<sup>77</sup> Every next function would have “a thicker pool” of non-smooth points than the previous one.

Very quickly (for plotting purposes, it reaches the limit already about  $n = 8$ ) the process above leads to a sequence of functions flipping between 4 states. Essentially,  $g_{n+2}(t)$  almost coincides with  $-g_n(t)$  when  $n \gg 0$ . In other words, putting  $G(t) := g_n(t) - ig_{n+1}(t)$  with  $n \gg 0$  gives a function

---

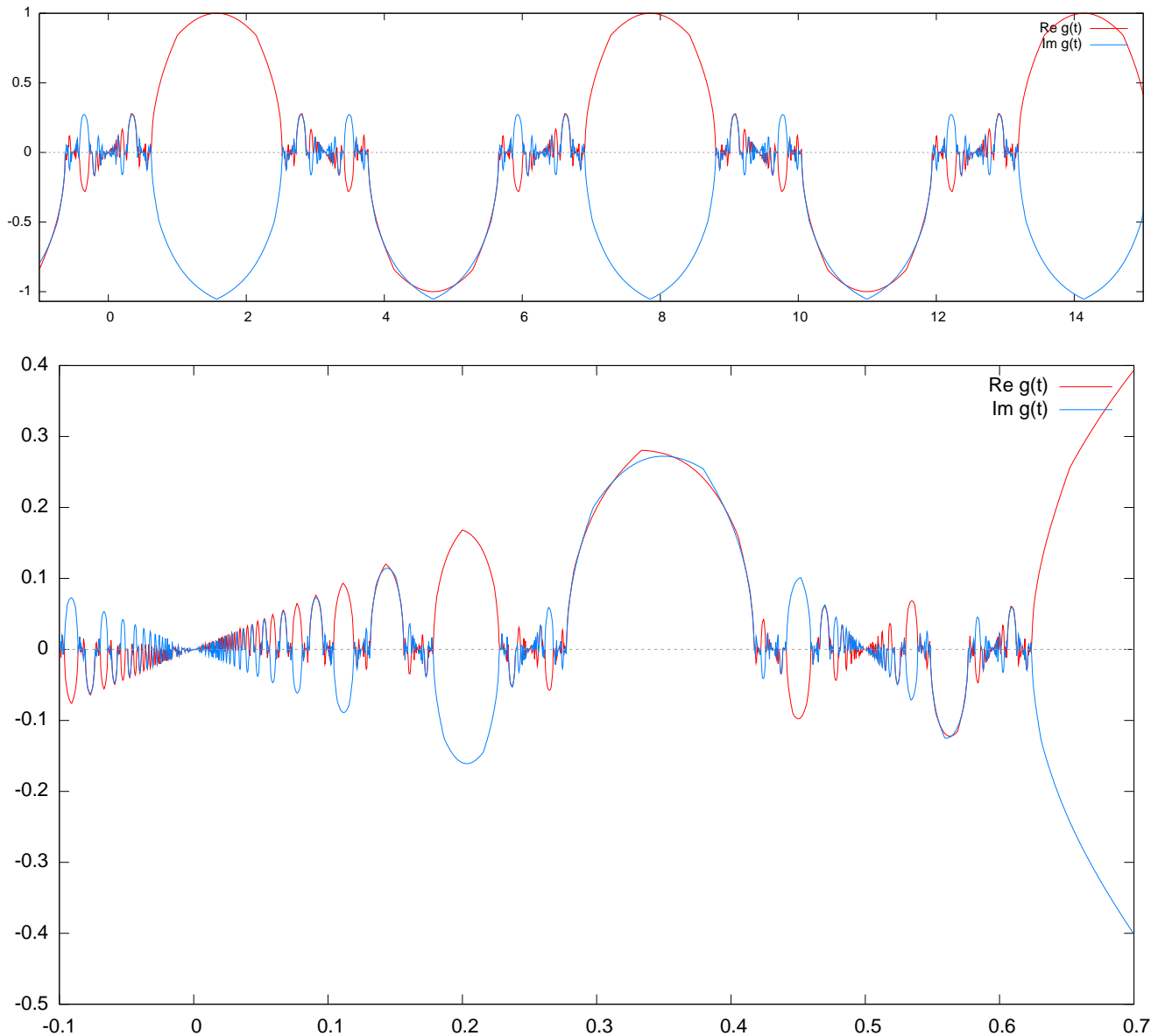
<sup>76</sup>For continuity, it is better to start with  $[-\pi/2, \pi/2]$ , then extend it to  $[-\pi/2, 3\pi/2]$  so that  $f(t + \pi/2)$  is even. Then one can extend from  $[-\pi/2, 3\pi/2]$  by  $2\pi$ -periodicity.

This is what we do below. However, to improve the visibility of the pattern, we rescale the  $t$ -axis; essentially, we use  $g_{k+1}(t) := tg_k(-C/t)/\sqrt{C}$  with  $C = \pi/2$ . (This particular choice has no significance except for  $t = 0.5$  being non-smooth.)

(Note that this creates discontinuity of derivative at  $t = \pi/2$ . With a bit more ingenuity one could extend avoiding this discontinuity. Instead, we are going to just ignore this defect.)

<sup>77</sup>However, to improve the visibility of the pattern, we rescale the  $t$ -axis; essentially, we use  $g_{k+1}(t) := tg_k(-C/t)/\sqrt{C}$  with  $C = \pi/2$ . (This particular choice has no significance except for  $t = 0.5$  being non-smooth.)

such that  $tG(-1/t)$  is  $iG(t)$ ; in other words, it is  $G(t)$  rescaled by the imaginary unit  $i$ . Observe:



The first graph plots a bit more than 2 periods of this function. The second shows a small part of its period.<sup>78</sup>

### The Cantor set of non-smooth points on the example plot

Here we continue inspecting what happens if a periodic function  $G(t)$  is symmetrical w.r.t. the toy fractality law.

Automatically, the graph of  $G(t)$  near the origin looks “at least as bad” as the graph on p. 30 used in the definition of the toy transform. In fact, it *must* be much worse! That graph was a “toy transformation” of a smooth function  $g(t)$ —and this transformation had a “very non-smooth point”

<sup>78</sup>It should not be “very surprising” that we obtained a complex-valued function. Recall that above we promised that  $F_{\mathbb{C}}(t)$  is easier to deal with than  $F(t)$ . Indeed,  $F_{\mathbb{C}}(t)$  has “better” fractal properties than  $F(t)$ —and it takes complex values.

The simplification comes from the fact that we allow our fractal transform to rescale the function—and there are “more ways to rescale” a complex number than a real number. For example, one can multiply it by  $i$ . (Algebraically, appearance of  $i$  is inevitable since the toy transform chained with itself sends  $G(t)$  to  $-G(t)$ .)

with oscillating behavior near the origin.<sup>79</sup> However, as the example graph of the preceding section shows, there is a process “proliferating” already known non-smooth points.

Proceed marking the already known non-smooth points in color:

- The origin is a “bad” (“non-smooth”) point for  $G(t)$ :



- By periodicity,  $G$  has many such “non-smooth” points going to infinity:



- Since the graph of  $G(t)$  near the origin is a “toy transformation” of such a *non-smooth* graph of  $G(t)$ , these non-smooth points “near the horizon” (so when  $t \approx \infty$ ) are transformed to non-smooth points accumulating near the origin:



- Now take the periodicity into account again: this red “family” of non-smooth points near the origin must be repeated near every blue point:



- Use the toy transform *again*. The red points near the origin were “toy transforms” of the blue points. However, now every blue point is surrounded by “a red family”. So every red point near the origin must be surrounded by a (tiny!) “toy transform” of the red family near the corresponding blue point; draw this in green. Here we zoom about 10 times near the origin:



Together, the red and green points accumulating at the origin form a “super-family”. (The origin is surrounded by red points, and every red point is surrounded by green points.)

- By periodicity, there is a repetition of this super-family near every blue point.
- Time to use the toy transform again! Since every green point near the origin is a toy transform of a red point, *and* now we know that every red point is surrounded by points of a super-family, near every green point there is a toy transform image of this super-family. This forms “a super-duper-family”. (The origin is surrounded by red points, every red point is surrounded by green points, and every green point is surrounded by its own family.)

Etc.

**Conclusion:** every non-smooth point of the graph of  $G(t)$  is surrounded by a whole “pool” of non-smooth points. Taken together, these points form an exact fractal. Call it *the Cantor hyper-family*.<sup>80</sup>

**Warning:** do not confuse the exact fractality of this set with exact fractality of the graph of  $F(t)$ . *This* fractal is formed by the *arguments*  $t$  of the function  $G(t)$  where it has singularities (so it is a fractal in dimension 1). (The latter function is still too uncomplicated for its graph to have the required fractality property!)

Fortunately for our construction of the graphs of the functions  $g_n(t)$  in the preceding section, while new steps add “more and more points of oscillation”, it turns out that every next step “thickens” the pool in smaller and smaller increments. So, as far as visualization is concerned, this leads to a very quickly converging process.

**Remark 22:** Due to the nature of toy transform, the constructed functions  $g_n(t)$  vanish at their non-smooth points. Hence the non-smooth points on the graphs above are where the graphs meets

<sup>79</sup>This is yet more pronounced when the “toy transformation”  $tg(-1/t)$  is replaced by the “actual transformation”  $g(-1/t)/t$ .

<sup>80</sup>The closure of this hyper-family is a Cantor set (a closed totally disconnected subset of  $\mathbb{R}$  of full cardinality; it is homeomorphic to  $\{0, 1\}^{\mathbb{N}}$ ).

For those who know continued fractions, this set is quite similar to the set of numbers such that the coefficients  $a_n$  of their continuous fractions are all larger than  $c$ . Here  $c$  depends on how much we shrink the transformed graph of  $G(t)$  to match the graph of  $G(t)$  (and we allow negative numbers as coefficients).

In examples related to the Langlands Program,  $c$  depends on the conductor.

the  $t$ -axis. For our plots of  $F^{(-1)}(t)$ , which are symmetric w.r.t. the “honest” fractal transform, the “extra term” (see p. 31) can move these points off the  $t$ -axis.

**Remark 23:** Since the non-smooth points of the graph form a fractal, “for most<sup>81</sup> of the points  $t$ ” the function  $G(t)$  is smooth and non-0. In particular,  $1/G(t)$  makes sense “for most of the points  $t$ ”.

Moreover, since  $G(t)$  satisfies the rule above with the “toy transformation”,  $H(t) := 1/G(t)$  satisfies the similar rule with the “actual transformation”  $H(1/t)/t$  instead. This gives an example of a function satisfying the “actual fractal transformation” law for one point  $P$ : the origin.

We do not plot the graph of  $H(t)$ : if we want its interesting parts to fit the page, most of them are going to be too small. However, it is not hard to imagine how this graph looks like.<sup>82</sup>

**Remark 24:** One can see that near any point from the Cantor hyper-family the graph above looks like a toy transform of itself. And indeed, this is what necessarily happens. (In other words: chaining any number of operations of the toy transform and shifts of the arguments would not give any new transformation comparing to just “shift argument, then toy-transform, then shift argument again”. We discuss more of this on p. 56.)

Summarizing: if we know that a graph of a periodic function allows a fractality law which works at  $t = 0$  (in other words, the function is not changed by a “toy transformation” at one point  $0$ ), then there is a huge collection of *other* points  $t$  for which the fractality law holds. These points are horizon-self-similar (see p. 30 before Remark 21).

These points (together with their accumulation points) break the real line into intervals; in every one of these intervals the mentioned above fractality laws do not restrict the behaviour of  $\operatorname{Re} g$  whatsoever. (Recall that above we, essentially, defined the function  $\operatorname{Re} G$  in such an interval almost *arbitrarily*.) Two plots above show an example when the function changes smoothly on such an interval (with a few corner points).

Moreover, our fractal transforms *interchange* these intervals; combining these transforms, one can send any such interval to any other. Additionally, there is a fractal transform which “inverts” a given interval (and multiplies the function by  $i$ ). In particular, if we know the graph of  $\operatorname{Re} g$  in one of the intervals, it determines  $g$  on the whole real line.

For more details, see Remark 45 on p. 57.

**Remark 25:** The fractality laws of the preceding remark work at particular points  $t$  (the horizon-self-similar points), and these points avoid certain intervals. This allows us to define the function  $\operatorname{Re} g$  arbitrarily on one of these intervals. This means that these fractality laws still leave infinitely many degrees of freedom for the choice of function  $g$ .

Compare this with the promised fractality laws for the function  $F$ : the horizon-self-similar points appear in every interval.<sup>83</sup> Moreover, the fractality laws determine  $F$  up to a finite number of degrees of freedom (compare with the discussion near Footnotes 54 and 55 on p. 24).

In fact, the contrast between these situations reflects what was happening in number theory for half a century before Langlands. In 1918 Erich Hecke has shown that our function  $F(t)$  is horizon-self-similar at 0 (hence in all points from the “Cantor hyper-family” on the graphs above).<sup>84</sup> Until Langlands, mathematicians wouldn't suspect that there must be many more points of self-similarity,

<sup>81</sup>... meaning: outside of a “meagre set of measure 0”.

<sup>82</sup>In fact, this trick with replacing  $F(t)$  by  $1/F(t)$  may be a complete red herring. Here, we could use it only because  $G(t)$  was behaving nice at a lot of points—and this won't happen for functions satisfying the fractality law at every point  $2\pi R/s$ .

The functions  $F(t)$  considered below are “too singular”—I do not know any mathematical approach which would make sense of the expression  $1/F(t)$ . One is forced to proceed as in Footnotes 71, 73 on p. 30.

<sup>83</sup>In a certain very precise sense a positive fraction of the set of numbers  $2\pi R/s$  are horizon-self-similar. Compare with Footnote 150 on p. 58.

<sup>84</sup>In fact, he found another—equivalent—formulation. (In Footnote 99 on p. 43 we have a few more details.)

and that these laws would severely restrict how our red/green coloring (or numbers  $N_k$ ; see p. 22) may look like.<sup>85</sup>

### All the fractal transformations together: infinities and regularizations

Return back to the situation when “horizon-self-similar points”<sup>86</sup> appear everywhere. Now *every* small piece of the graph contains a smaller piece which “looks the same” as “what happens with the graph near horizon”. Comparing with two graphs above, the function should be at least as pathological as that — but the behavior of the graph above near the origin should now happen near every point of the graph. With “actual” fractality law we get a pole instead of each zero on the graph — and this means that such functions are not *possible to graph* at all!

How can it happen that a function is impossible to graph? Above, we described  $F(t)$  as the Fourier transform of the sequence  $N_n$ . On the other hand, numbers  $N_n$  are whole numbers; one can immediately see that at any real point  $t$ , the series  $\sum_n N_n e^{int}$  diverges! In other words: we *defined* the function  $F(t)$  using a summation which does not makes sense anywhere!

Did we cheat? In fact, no! Mathematicians established a solid foundation for working with similarly divergent series (in a certain sense, “to work with infinities”) already in mid-20th century.

For example, one can write  $F(t) = -H''(t)$ , with  $H(t)$  being the Fourier transform of the sequence  $N_n/n^2$ . This sequence decreases quickly enough for its Fourier transform to make perfect sense; so  $H(t)$  is a well-defined continuous function. While not every continuous function has a derivative which makes sense as a “usual function”, every continuous function may be thought of as “a generalized function”<sup>87</sup>, and any generalized function has a derivative which is also a generalized function. **Conclusion:**  $F(t)$  makes perfect sense as a generalized function.

We can describe this generalized function as a second derivative of a continuous function. In other words, the second antiderivative of  $F(t)$  is continuous. This gives us a way to work with  $F(t)$  via “its regularization”  $H(t)$  (since it carries all the info about  $F(t)$ !); this is what we meant in Remark 14 on p. 26.

In fact, already the first antiderivative of  $F(t)$  is plottable. In what follows we work with this antiderivative  $F^{(-1)}(t)$  as a “regularization” of  $F(t)$ .

**Remark 26:** The reason why this generalized function “is impossible to plot” is that it has “too much energy” in high-frequency harmonics; the situation is quite similar to the theory of “white noise”.<sup>88</sup> When we filter out high frequencies from white noise (low-pass filtering), we get “a usual function” with well-behaving graph. However, adding higher and higher frequencies (i.e., raising the cut-off frequency) adds more and more “bumps” on this graph, and the amplitude of these bumps grows larger and larger. When we draw the graphs of results of low-pass filtering with growing cut-off frequencies together, the lengths of these graphs increase, so every next graph “requires much more ink than the previous graph”. The “un-inked white space” left on these graphs “shrinks” when we raise the cut-off frequency.<sup>89</sup>

**Conclusion:** the graph of unfiltered white noise “would fill the whole plane”. The same would happen with the graph of  $F(t)$ .

<sup>85</sup>Indeed, since there is just a finite number of degrees of freedom, knowing a color of a few prime numbers plus the fractality laws should determine the colors of the rest of prime numbers.

<sup>86</sup>These are defined on p. 30 before Remark 21.

<sup>87</sup>In other words, “a function which may have no value at any particular point, but ‘weighted averages’ of these values still make perfect sense”.

<sup>88</sup>Any particular white noise function is also “only a generalized function”. It is a derivative of the corresponding Brownian motion — which is a continuous function with “no derivative in the ‘usual’ sense”.

<sup>89</sup>Compare this with the plots in Remark 15 on p. 27. While the filters there are not the “usual” low-pass filters (they are much stronger on high frequencies), these filters also have a characteristic frequency which goes down as  $s$  grows.

**Remark 27:** If the graph of  $F(t)$  does not make sense, what is the description that “it is an exact fractal” good for? Indeed, this should be understood “as a metaphor only”.

On the other hand, the property like “ $F(t)$  is the same as  $F(-1/t)/t$  up to rescaling” makes perfect sense for generalized functions as well.<sup>90</sup> So our description of the fractal behavior of the graph is a metaphor for the “transformation properties” of the function  $F(t)$ .

### Fractality law for antiderivative

In the previous section, we established that

- The function  $F(t)$  satisfies the “actual” fractality law — but we cannot plot  $F(t)$ .
- The antiderivative  $F^{(-1)}(t)$  may be plotted.

Fortunately, the antiderivative  $F^{(-1)}(t)$  also satisfies a certain “fractality law”.

However,

- When written down as a formula, this law looks way more complicated than the “toy” and “actual” fractality laws considered above. For example, it includes integration.
- On the other hand, in these notes we *use* fractality laws only “visually”: essentially, we observe graphs, and recognize “features” related to a fractality law.

It turns out that *for the purpose of visual comparison*,

the fractality law for the graph  $F^{(-1)}(t)$  is indistinguishable from the toy fractality law.

In fact, this claim has one exception. Essentially, there is “an extra term” in the fractality law, and this term “moves the features of the graph up and down a bit” — comparing to the toy law.<sup>91</sup>

For example, compare the graph on p. 34 with the graph on p. 23. With purely-toy fractality law, all the non-smooth points are on the  $t$ -axis — while in the “Maass” plot the similar features appear at different heights.

From this moment on, all our plots are graphs of antiderivatives of functions satisfying the “actual” fractality laws.

Such graphs closely resemble a graph of a function satisfying “the toy law”, except for vertical shifts.

So to recognize the type of fractality dictated by the Langlands program, we inspect the graph of  $F^{(-1)}(t)$  looking for features related to *the toy* fractality law — but we allow these features to appear at different heights. (We return to this theme and show some plots in Section “The honest fractality law...” on p. 60.)

### Hidden symmetries in degree 3: the first “real life” case

Return back to the function  $F(t)$  which was constructed based on our sequence of red/green colors related to “tetrahedral numbers + 2” (on p. 19). Recall that (see p. 22) we “transliterate” a sequence of colors to a sequence of numbers  $N_n$ , and the function  $F(t)$  is the Fourier transform of this sequence. We claimed that the graph of this function follows the fractality laws described in the last three sections (at least in a “metaphoric sense”).

Hopefully, the preceding section gives an idea which kinds of nastiness one may expect from this graph:

- This function is impossible to plot directly.
- Its antiderivative is plottable.
- This plot satisfies a fractality law very similar to the “toy fractality law”.

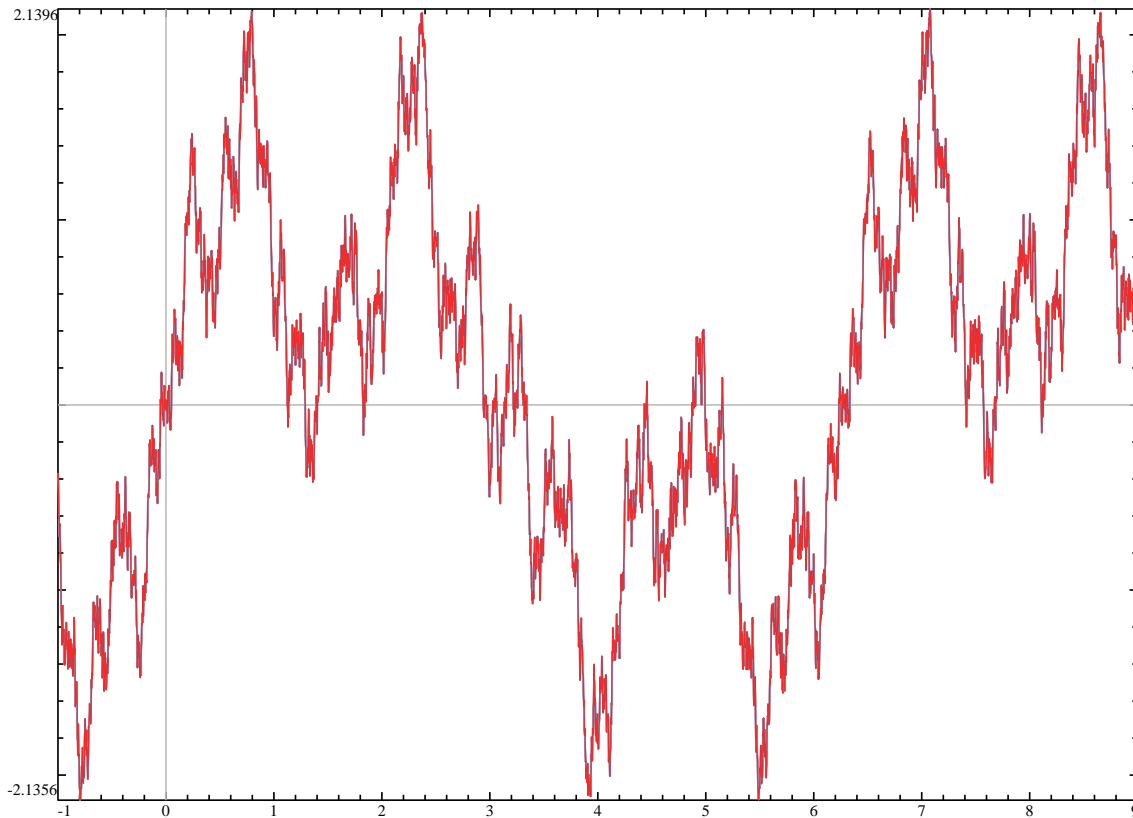
<sup>90</sup>At least if one understands it as  $tF(\text{const} \cdot t) = \text{const} \cdot F(-1/t)$ , as in Footnote 73 on p. 31.

<sup>91</sup>We discuss this extra term below, on p. 60.

- However, in contrast to the “toy fractality law”, the “matching pieces” may be at different heights.

Essentially, these expectations are fully satisfied by the graph on p. 23. For example, near the origin this graph looks very similar to a “toy transform” of itself.

However, the actual graph<sup>92</sup> of the antiderivative  $F^{(-1)}(t)$  (about  $1\frac{1}{2}$  periods)

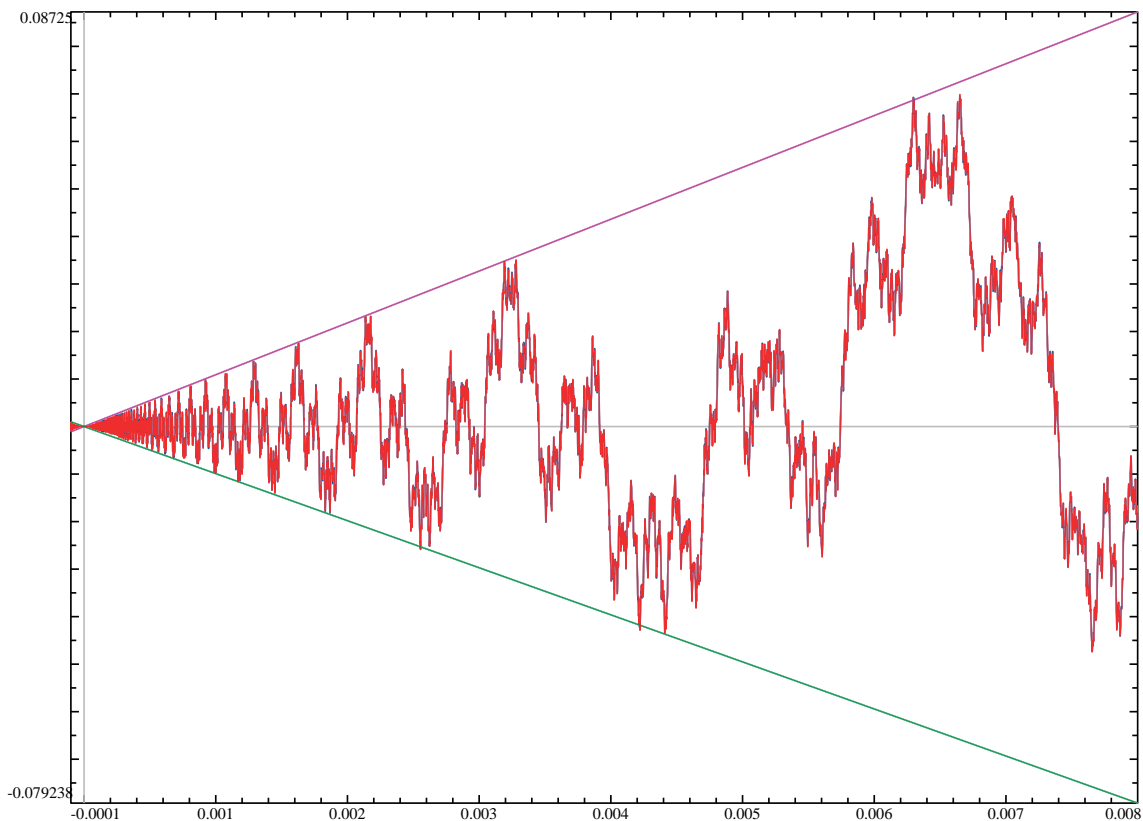


does not look this way — there is no piece similar to the toy transform of this periodic graph! What is the reason for this?

**Answer:** what is spoiling the fun in the graph above is the conductor! For the graph on p. 23, the conductor was 1. For the graph above, the conductor is 971 — and the larger is the conductor, the smaller are the parts where “the patterns of toy transformation” are clearly visible.

<sup>92</sup>The specs of blue (hardly) visible on this graph are due to this being two graphs of top of each other: blue for 500,000 terms of Fourier series, red for 1,000,000 terms. So where blue is visible, this means that 500,000 terms were not enough to get the required precision of calculation.

So, to see this pattern near the origin (to observe the “hidden symmetries”), we need to zoom into the graph with a very strong magnification (about 971 times):



Now the pattern is clearly visible.<sup>93</sup> Moreover, it can be seen that while this looks like a toy transform of a periodic function, this is a toy transform of a function *different* from  $F^{(-1)}(t)$  (for example, the parts below the  $t$ -axis look very different from the parts above).<sup>94</sup>

To see the part of the graph which is recognizable as the toy transform of  $F^{(-1)}(t)$  itself (we called such points “horizon-self-similar”, see p. 30), we need to zoom *again* scaling 971 times near, for example,  $2\pi/971$ . Unfortunately, the computational facilities accessible to me right now are not enough for doing this plot: without further speedups, it would take several weeks to plot this! (We revisit graphs of this function in section on p. 57. For a heuristic estimate of zoom factors needed to expose the extent of fractality see Remark 56 on p. 80.)

<sup>93</sup>Note how the graph gets separated from the (violet and purple) straight lines when we get closer to the origin. This is due to numerical errors. There are two contributions: first, the finite number of terms of Fourier series we take (16,000,000 for the red graph). Second, as we get closer to the origin, the plot gets fewer and fewer samples on one “period” of oscillation, missing the maximal/minimal values more and more (in the graph, we used 7,500 samples — with density increasing near 0).

Zooming in, one can see a completely flattened region near 0. The experiments show that it is a result of the first contribution (as above) — but I cannot invent any simple argument explaining this! (Saddle-points calculation clarifies that this has the same nature as the Riemann–Siegel summation formula for  $\zeta$ -function.)

<sup>94</sup>Additionally, recall that  $F(t)$  is even (by definition), hence  $F^{(-1)}(t)$  is odd. If we can write  $F^{(-1)}(t) = t\Phi(-1/t)$ , then  $\Phi$  must be even — so it cannot be  $F^{(-1)}(t)$  rescaled! (Indeed, looking at the graph of  $F^{(-1)}(t)$ , no shift would make this function even.)

However, it turns out that  $\Phi(t)$  is  $\text{Im } F_{\mathbb{C}}^{(-1)}(t)$  rescaled. We return to this theme in Footnote 99 and in the section on p. 60.



**A simpler-to-plot example:  $M = 6$** 

As the preceding section shows, the plots related to the polynomial “tetrahedral numbers + 2” turn out to be very hard to draw. However, eventually, to get closer to the situation which could not be dealt with without Landlands program,<sup>95</sup> we would need to consider different sequences anyway. For example, for a fixed number  $M$ , one can consider the sequence<sup>96</sup> “ $M \times$  tetrahedral numbers + 1”.

The difficulty encountered in the previous section is related to the fact that discriminants<sup>97</sup> of polynomials of degree 3 tend to be quite large in magnitude (hence the conductors are also expected to be large). For the example of the preceding section, the discriminant is  $-4 \times 971$ . In fact, the smallest value for the magnitude of discriminant is 23 (for discriminant  $-23$ ).

Fortunately for us, this smallest value *is reached* on one of the example sequences we just defined, for  $M = 6$ . Moreover, zooming twice into the graph, each time scaling 23 times is quite within the grasp of the software I have. Finally, this discriminant is negative, so one does not *need* the Langlands program to see that “the toy transformation” is going to be applicable to the graph.<sup>98</sup>

So let’s redo what we did above, starting with the polynomial “ $6 \times$  tetrahedral numbers + 1”.

- Assign colors to numbers according to whether they can be divisors of “ $6 \times$  tetrahedral numbers + 1”.
- Transliterate colors to numbers  $N_n$  (for details, see [the section on p. 48](#)).
- Take the Fourier transform  $F(t)$  of the sequence  $N_n$ .
- Plot the antiderivative  $F^{(-1)}(t)$

---

<sup>95</sup>See the section on p. 62.

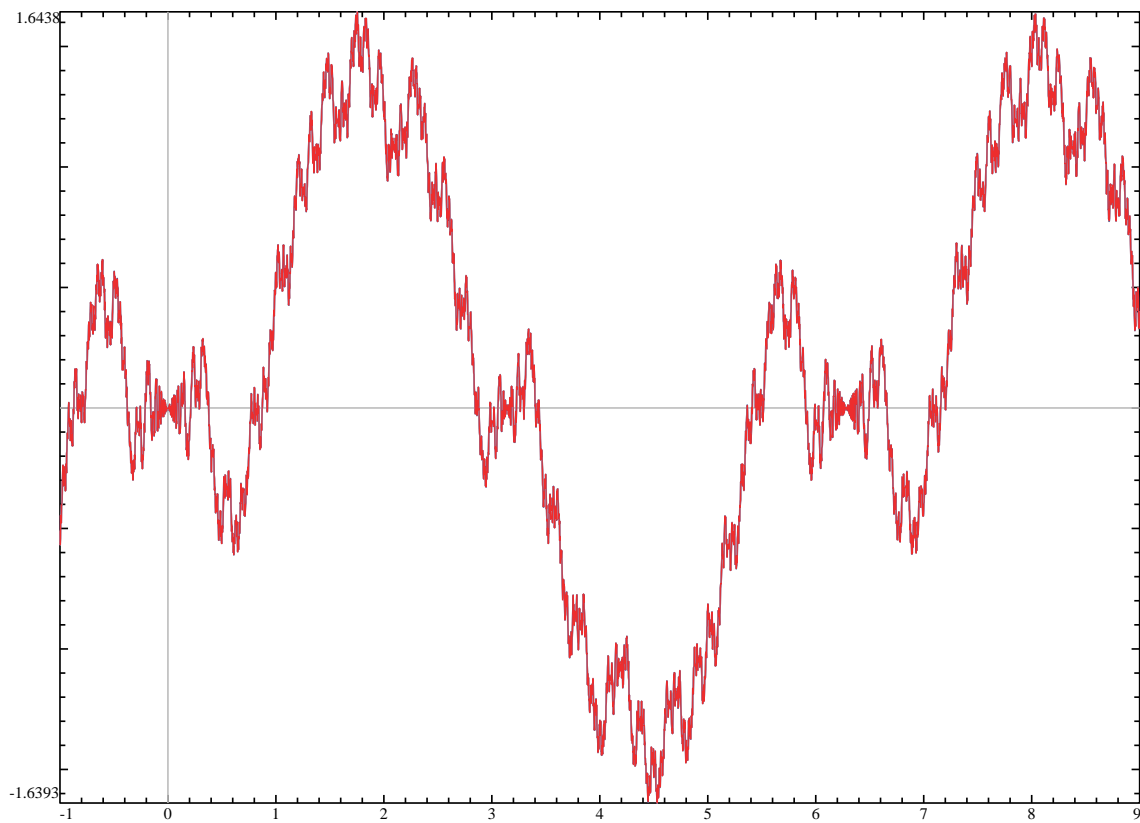
<sup>96</sup>Note that doubling this sequence to become “ $2M \times$  tetrahedral numbers + 2” leads to the same prime divisors, with a possible exception of 2. However, such an exclusion is “negligible”, since when matching the patterns of colors, we allow a few primes to be exceptional anyway (compare with [2](#) above, on p. 13).

This shows that the sequence “tetrahedral numbers + 2” is, for all practical purposes, also covered by this scheme, since it is “ $2M \times$  tetrahedral numbers + 2” with  $M = \frac{1}{2}$ .

<sup>97</sup>Discriminant of a polynomial is a very fundamental “invariant” of the polynomial. It correlates with the minimal distance between roots of the polynomial. It also governs many features of the modular reductions of the polynomial. (This number is a polynomial expression of the coefficients of coefficients of the polynomial.)

<sup>98</sup>Again, compare with the section on p. 62.

Here is the result (about  $1\frac{1}{2}$  periods)



This time, one can *guess* that the region near 0 may resemble the toy transform of a periodic function. Still, with this graph, it takes a leap of faith to trust that it actually happens.

Now zoom in (about 23 times) near the origin:



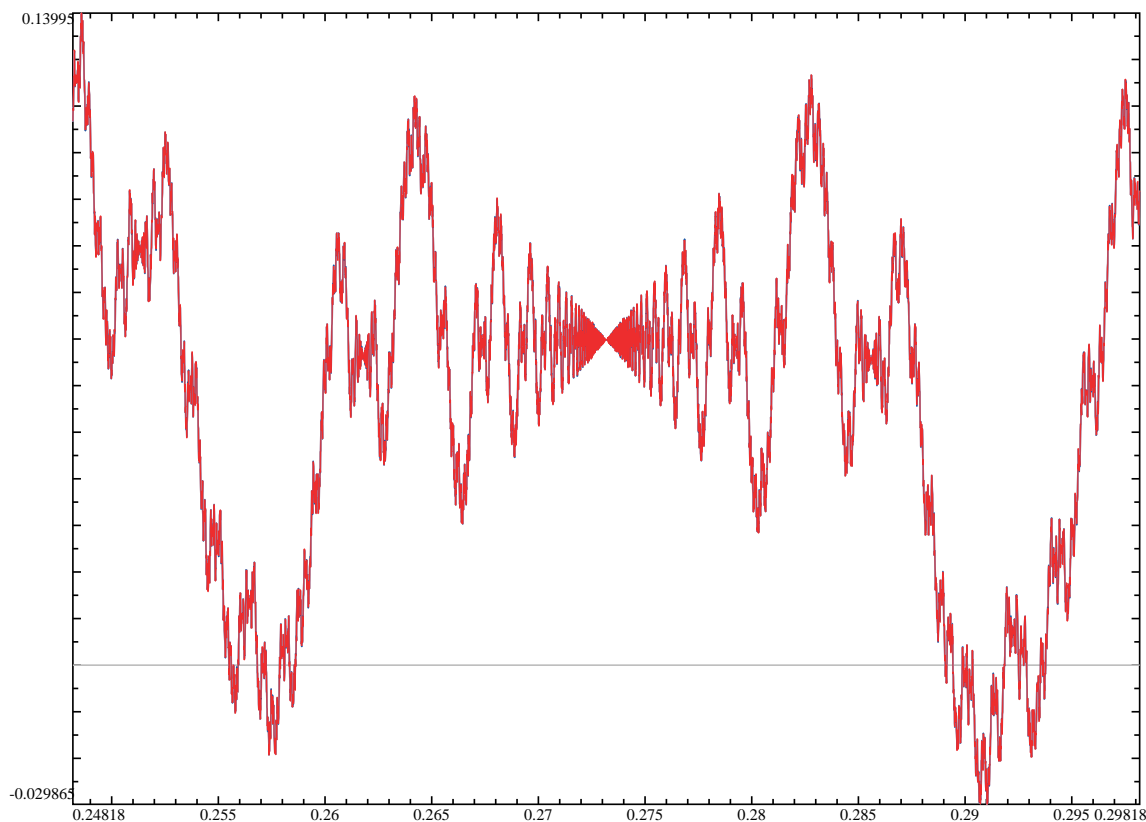
The pattern “a toy transform of a periodic function” is again clearly visible. In notations introduced on p. 30 before Remark 21, this periodic function is  $(F^{(-1)})_0(t)$ . Moreover, the same as in the previous section, comparison of two preceding graphs shows  $(F^{(-1)})_0(t)$  is different from  $F^{(-1)}(t)$ . Again, the parts below the  $t$ -axis look very different from the parts above.<sup>99</sup>

Next, zoom *again* with scale 23 times near, for example, the point with  $t = 2\pi/23 \approx 0.27318$ . This point is clearly visible on the graph above; around it is the largest region away from 0 which

<sup>99</sup>In fact, this is one of the situations where  $F_{\mathbb{C}}(t)$  is easier to deal with than  $F(t)$ . One indication of this is that  $F_0(t) = \text{Im } F_{\mathbb{C}}^{(-1)}(t)$ . (Compare with the violet graph of  $\text{Im } F_{\mathbb{C}}^{(-1)}(t)$  in the top-left plot of Remark 12.)

It turns out that the point  $t = 0$  is very special from historical point of view. Its horizon-similarity can be explained by the functional equation for the Dedekind  $\zeta$ -function which was discovered more than 100 years ago — half a century before the Langlands program. See the section on p. 62 for details.

resembles “a toy transform of  $F^{(-1)}(t)$  itself”:



Finally, this part of the graph indeed looks very similar to the toy transform of the whole graph — as expected! Indeed, every “oscillation” of the graph is similar in shape to the period of the whole graph. (So here we encounter the first “real” example of “horizon-self-similar”<sup>100</sup> point — defined on p. 30, and the first explicit “hidden symmetry”).

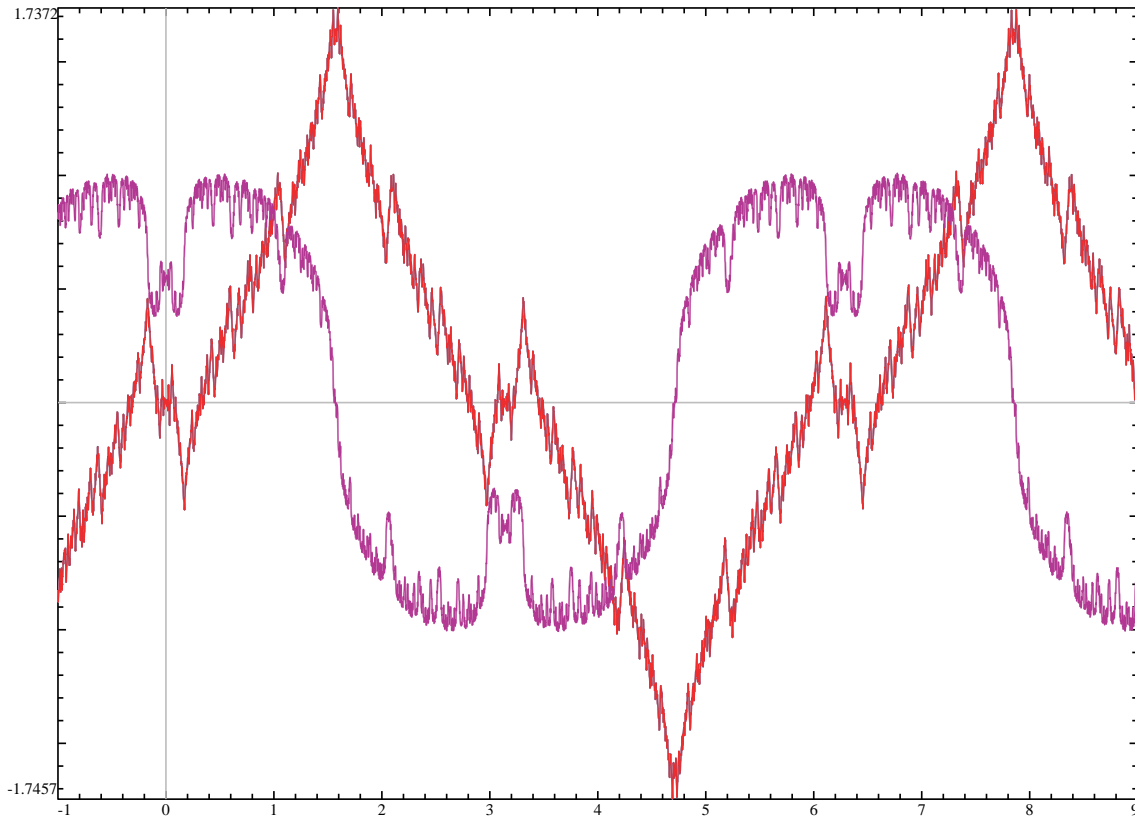
### Maass fractality laws

Above, all our graphs were for the “odd case” (or “modular forms”), when the fractality laws for the function  $F(t)$  could have been described by the Class Field Theory (see p. 62). This happens for polynomials “ $M \times$  tetrahedral numbers  $+ 1$ ” with a whole number  $M \leq 15$ . At last, here we consider what happens in “the other” case.

Unfortunately, the smallest conductor in “the other” case is  $c = 2^2 \times 37 = 148$  (for  $M = 24$ , when the discriminant is  $2^4 \times 37$ ). In general, this would require zooming in  $148^2$  times for our method of plotting. This may be too large for the software we use (would take days to calculate).

<sup>100</sup>With a correction that here we get not a “toy” transform, but the “honest” fractality law (see p. 60).

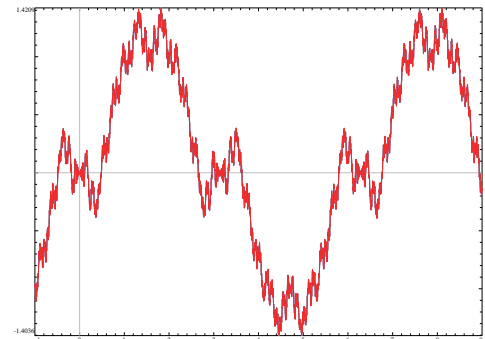
Fortunately, “an extra coincidence” happens, leading to extra symmetries in this case, which make zooming feasible:



Above,  $M = 24$ ; the plot of the corresponding function  $F^{(-1)}(t)$  is in red, and the corresponding imaginary part  $\text{Im } F_C^{(-1)}(t)$  is in violet. Note the mirror symmetry of the red graph w.r.t. the line  $t = \pi/2$ .

This extra symmetry (which may be suspected from the factor  $2^2$  in the conductor  $c = 2^2 \times 37 = 148$ )<sup>101</sup> makes our zooming factors behave as if this number was about 4 times smaller. This makes plotting feasible.<sup>102</sup>

**Aside:** It is interesting to note that the zooming factors needed for the simplest polynomials in the cases of positive and negative discriminant (37 and 23, with  $M = 24$  and  $M = 6$  correspondingly) are of the same order of magnitude — although the smallest conductors in these cases (148 and  $-23$ ) are very different in magnitude.<sup>103</sup> (On the other hand, this coincidence may be a red herring: a similar symmetry may decrease the needed zoom factor in the “odd” case as well. On the right, we show what happens when  $M = 12$ : the conductor is  $-2^2 \cdot 11$ ; it is larger than 23 in magnitude, but the zooming factor of 11 is enough. So it is not 37 vs. 23, but 37 vs. 11.<sup>104</sup>)



<sup>101</sup>This mirror symmetry is due to the transliteration rules for the prime 2 following the last case of Step (d) on p. 49. Because of this,  $N_{2^k} = 0$  for any  $k$ , which implies  $N_{2k} = 0$  for any  $k$  by the rule of Step (e).

<sup>102</sup>For the graphs below, we used  $N_n$  for  $n$  up to 1, or 4, or 16 millions.

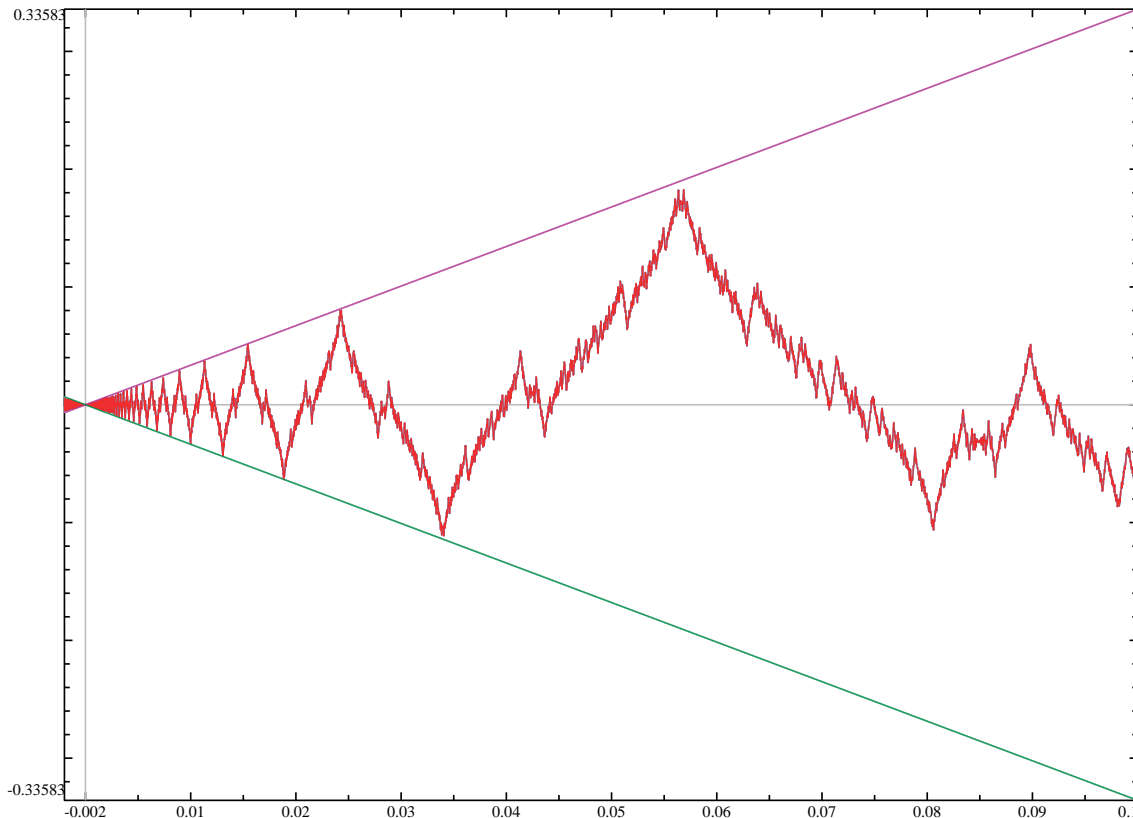
<sup>103</sup>Recall that the case  $M = 6$  is the cubic polynomials with negative discriminant, which are covered by the Class Field Theory (see p. 62) — so do not need the Langlands program.

<sup>104</sup>On the other hand, Arnold’s *Principle of Fragility of Good Things*<sup>105</sup> focuses on behaviour of roots of  $x^3+px+q = 0$  for small  $p, q$ ; just “a minority” of these have 3 real roots. This scarcity may explain why conductors which are “large enough” to “work” for general polynomials may be “not large enough” for polynomials with 3 real roots.

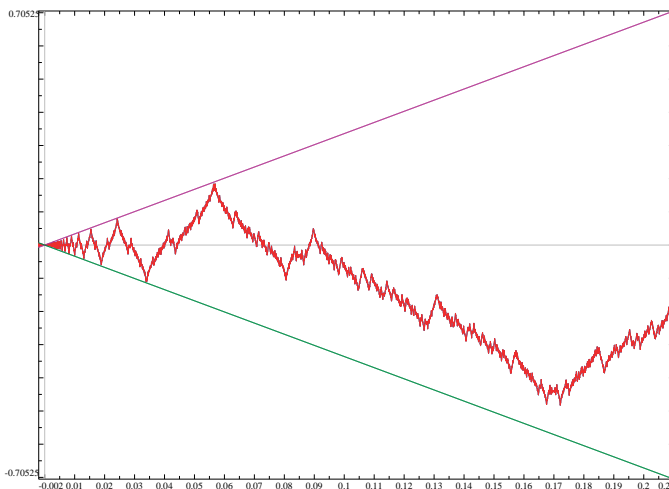
<sup>105</sup>... referenced in Wikipedia article on “Anna Karenina principle”.

In this section, we focus on the case  $M = 24$ .

Recall what we saw in the left column of Remark 12 (discussed in the section on the case  $M = 6$  on p. 40): in the “odd case” what happens near 0 on the red graph is visually indistinguishable from the toy transform of the violet graph. Now the situation is, in a certain sense, much easier (this is the right column of Remark 12): near  $t = 0$  the graph is visually indistinguishable from the toy transform of *itself*:



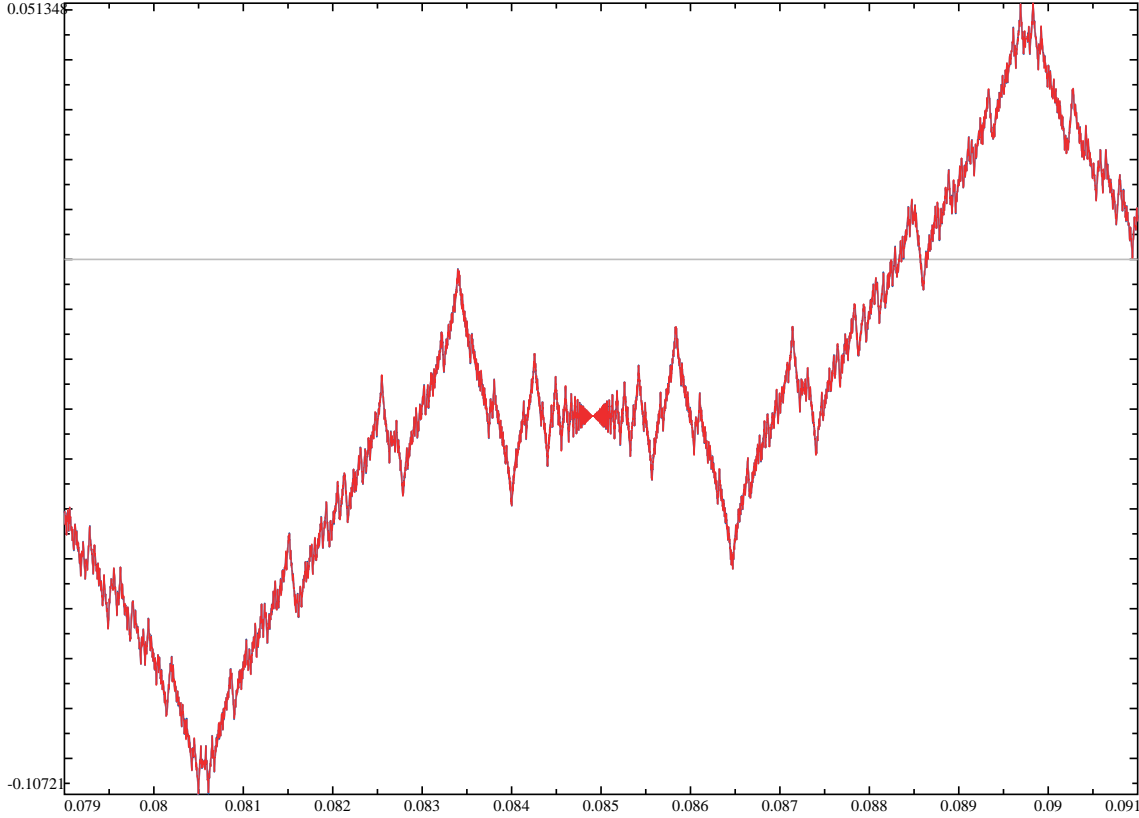
**Remark 28:** Note that the rightmost maximum, near the violet asymptote, is the transform of the maximum of the first red graph near  $-\frac{3\pi}{2}$ . In particular, we could have used 3 times smaller magnification so that the extended graph would also include the transform of the minimum at  $-\frac{\pi}{2}$  (on the right). Unfortunately, the difference between the honest fractal transform and the toy transform becomes very large in such an extended domain<sup>106</sup>. In particular, this minimum is far away from the green asymptote of our graph — and this makes the extended graph too confusing (compare with Remark 47).



Near the right edge of the large graph above (close to  $t = 0.085$  and near the  $t$ -axis) one can see what looks like a tiny “copy” of this whole picture. This much more magnified view of what happens

<sup>106</sup>Compare with the section on p. 38, where we called this difference “the extra term”.

near the point  $t = \frac{\pi}{37} \approx 0.0849079$  confirms this: the graph behaves similarly to  $t \approx 0$ :



**Conclusion:** in this case considering the complex-valued function  $F_{\mathbb{C}}(t)$  gives no benefits — the whole theory becomes completely real! The shapes of oscillations in all these red graphs match each other.

**Remark 29:** Recall what we did in Remark 15: in the “odd” (“modular forms”) case, we would extend the function  $F(t)$  to a function  $f(z)$  on the upper-half plane (with  $z = t + is$ ); this changes  $F_{\mathbb{C}}(t) := \sum_n N_n e^{int}$  to  $f(t, s) := \sum_n N_n e^{int - ns}$ . In other words, we replaced  $N_n$  by  $N_n R(ns)$  with  $R(s) = e^{-s}$  being the “regularizing factor”. (See also the section on p. 64.)

Such a replacement turned out to be *compatible* with fractal transforms (in the sense of Remark 17). In the “even” case we use  $|t|$  instead of  $t$  as a factor in our fractal transform — so for compatibility, we need a *different* regularization. The Langlands theory predicts which regularization is needed, leading to the case of “algebraic Maass forms”.

The answer: instead of  $R(s) := e^{-s}$  used for the “modular forms” regularization, one should write  $R(s) := \sqrt{|s|} K_0(|s|)$  with  $K_0$  the Bessel function.<sup>107</sup> In particular, instead of looking at  $f(t + is) := \sum_n N_n e^{int} e^{-ns}$ , one should write  $f(t + is) := \sum_n N_n \sqrt{|s|} e^{int} K_0(|ns|)$ . Additionally, this summation involves negative indices  $n$  as well; in particular, one needs a way to extend  $N_n$  to negative values of  $n$  (for the plots above, we use  $N_{-n} := N_n$ ).

This time,  $f(z)$  is not complex-analytic (but it is still real-analytic). The formula above ensures that  $F(t)$  is “the trace” of  $f(z)$  on the absolute:<sup>108</sup> the main term in the asymptotic of  $f(z)$  when

<sup>107</sup>The precise form of  $K_0$  is not important for our purposes.

<sup>108</sup>(Ignore this footnote unless you are used to different notations!) *This* is the reason for us taking a shortcut in the formula above: if one follows our recipes *literally*, then one would need to write  $f(t + is) := \sum_n N_n^{\text{lit}} \sqrt{|ns|} e^{int} K_0(|ns|)$ . So to get the “intertwining” property with  $F(t)$ , an extra substitution would be needed:  $N_n^{\text{lit}} = N_n / \sqrt{|n|}$ .

Keeping track of both  $N_n^{\text{lit}}$  and  $N_n$  turns out to be a quite messy approach; compare with Remark 12 of Kevin Buzzard’s Explicit Maass forms.

$s = \text{Im } z \rightarrow 0$  is  $F(t)\sqrt{s} \log s$ . Moreover, taking “the trace” is compatible with Lobachevsky-moves (“intertwining”), which means that the fractal transforms of  $F(t)$  are the traces of Lobachevsky-moves of  $f(z)$ .

This means that with this “intertwiningly” compatible” regularization,  $f(z)$  should behave in the same way with respect to the tessellation as in the “odd” case: knowing  $f(z)$  on one piece, one can find it everywhere: a Lobachevsky-rotation or Lobachevsky-translation which sends one piece to the other preserves  $f(z)$ .

The properties of  $K_0(S)$  show that there is another condition on  $f(z)$  replacing the complex-analyticity; it is one of a curved-geometry analogues of the condition of being harmonic in flat geometry (compare with Remark 18). Functions satisfying this condition are called *algebraic Maass forms*.

**Remark 30:** Historically, the “odd case” was easier to deal with since it could be treated using the techniques of the Class Field Theory, developed about 90 years ago.<sup>109</sup> In fact, the first conjectures about particular examples of the “odd case” started to appear yet before Gauss; the first proofs for the cases of these examples were discovered by Gauss.<sup>110</sup>

I cannot find precise references for who completed the “even case” (for polynomials of degree 3) and when. I *expect* that this case should be completely understood now, judging basing on the (essentially) second-hand information about which parts of the Langlands Program are already completed.

**Remark 31:** The last graph is very special among the graphs of these notes. It is the only graph which *requires* the Langlands program to explain it. For details, see the section on p. 62.

### The transliteration rules

Here we explain how to construct the sequence  $N_n$  from a polynomial of degree 3.

Recall our process; essentially, we do this (compare with the section on p. 22):

- Start with a particular polynomial sequence of integers (of degree 3);
- Collect all the possible divisors of the numbers in this sequence;
- Color all the whole numbers: green for possible divisors (as above), red for the rest;
- Transliterate this sequence of colors into a sequence of numbers  $N_n$ ;
- Take Fourier Transform of the obtained sequence;
- Inspect the fractal properties of this function.

What is left unexplained is the transliteration process. As we said, it is quite straightforward (with the exception of how to treat prime divisors of the discriminant).

Below, we first go through the steps of transliteration, listing only the rules one should follow to perform these steps. Here we treat these steps as a “black box” recipe; in the next chapter, we try to demystify these rules — but only as far as it is possible: no matter how trivial the step may look, all of them have extremely deep connections to very profound themes of contemporary math.<sup>111</sup>

<sup>109</sup>Recall again: this theory was a triumph for mathematics of the first half of 20th century. However, nowadays it settled down to be a run-of-the-mill feature of mathematical landscape.

<sup>110</sup>In addition to “odd” and “even” cases discussed above, there is also “a special” case of the *abelian, or cyclic* polynomials of degree 3. In this special case (also covered by the Class Field Theory), the colors follow the *exactly* the same pattern as in the case of degree 2: prime numbers are colored according to their position on the **conductor**-wheel. (See also the section on p. 62 and Remark 72 on p. 119.)

This happens when the discriminant is a complete square. For the polynomials of the type we consider here,  $M \times \text{Tetrahedral Numbers} + 1$ , for integer  $M$  this happens for  $M = (k + 3^5/k)/2$  with integer  $k$ , which means  $M = 18, 42, 122$ . (Likewise for rational  $M$ .)

<sup>111</sup>The manipulations below may look purely algebraic in nature. However, one of the major achievements of math of 20th century was to expose very deep connections of such steps to setups of geometry. Unfortunately, the format of these notes does not allow us to dwell on this connection.<sup>112</sup>

Essentially, our “chain of demystifications” goes up to the section on p. 105.

<sup>112</sup>**N.B. (???) Give a reference to a book?**



- (a) In the sequences above (see [example for degree 2 on p. 10](#) and [one for degree 3 on p. 19](#)), we used two colors: red and green. Recall how to color a particular number  $n$ : we use the residues mod  $n$ , and write down residues of several elements of the sequence. We know that these residues should be periodic, and know the length of the period; after we have that many residues, we can check whether  $0 \bmod n$  appears in this period. If it appears, we mark the number  $n$  green, otherwise red.

For degrees higher than 2, and for several variables (as in the beginning of the [section on p. 20](#)), one should replace these colors by more detailed information: instead of marking whether the residue  $0 \bmod n$  occurs in the sequence or not, mark how many times it occurs in the shortest period. While nothing special happens to red (it is transliterated to 0), green “attains several tints”: it may be replaced by different numbers.

Call this count  $\widetilde{N}_n^{\text{res}}$  (for the residues mod  $n$ ). For a polynomial of degree 3, for almost all prime numbers  $p$  the value  $\widetilde{N}_p^{\text{res}}$  is 0, 1 or 3.<sup>113</sup>

- (b) We obtained a sequence  $(\widetilde{N}_n^{\text{res}})$  of numbers which are 0, 1, or 3 at all prime positions (with a few exceptions). To get a fractal behavior for  $F(t)$ , we need to “distill” this sequence a bit.

**Recipe:** Put  $N_p := \widetilde{N}_p^{\text{res}} - 1$  for a prime number  $p$  (with exceptions from [Footnote 113](#); we cover them in [Step \(d\)](#)).

- (c) Next, we need to define  $N_q$  for  $q = p^k$  with a prime number  $p$ . **Recipe:**<sup>114</sup> for every prime  $p$ , choose one of the following sequences:

- $-1, 0, 1, -1, 0, 1, \dots$  (3-periodic);
- $0, 1, 0, 1, 0, 1, \dots$  (2-periodic);
- $2, 3, 4, 5, 6, 7, \dots$  (a linear function),

so that its first number matches the known value for  $N_p$ . Assign these values to  $N_{p^k}$ .

- (d) For an “exceptional” prime number  $p$  (of [Footnote 113](#)), one cannot find  $N_{p^k}$  given  $N_p^{\text{res}}$  only, even for  $k = 1$ . The procedure is quite involved; it suffices to say that for the sequence  $N_{p^k}$  one should choose one of the sequences above, or one of:

- $1, 1, 1, 1, 1, 1, 1, \dots$  (1-periodic);
- $0, 0, 0, 0, 0, 0, 0, \dots$  (1-periodic).

While there is a recipe explaining which of 5 variants to choose,<sup>115</sup> it is easier to note that since only finitely many primes  $p$  are involved, this ambiguity leads to only finitely many choices of the sequence  $N_n$ . Exactly one of these choices would lead to the desired fractal behavior of  $F(t)$ .<sup>116</sup>

- (e) For composite indices of the form  $p^k q^r$  with different primes  $p$  and  $q$ , put  $N_{p^k q^r} := N_{p^k} N_{q^r}$ . Likewise for indices with more than 2 distinct prime factors.

**Example:** For “tetrahedral numbers + 2”, the discriminant is  $-4 \times 971$ , so *small* prime numbers greater than 3 are covered by the rule (c). Inspect the sequence of colors on [p. 19](#). This shows that 11 is green, and 7 is red. So  $N_7 = -1$ ; moreover, checking the [table on p. 19](#) shows that 11 divides only one number of our sequence for sides  $1, \dots, 11$  — which is the shortest period of our sequence mod 11. Hence  $\widetilde{N}_{11}^{\text{res}} = 1$ , and  $N_{11} = 0$ . Picking up a matching sequence above,  $N_{11^2} = 1$  (the second number

<sup>113</sup>The exceptions are the prime divisors of the [discriminant](#), where the value may be 2 as well. Moreover, one should include the divisors of the leading coefficient (and of denominators of coefficients, if present), and  $p = 2$  or  $p = 3$ , when the period is longer than  $p$ .

<sup>114</sup>See [Remark 37](#) for more details.

<sup>115</sup>See the [section on p. 100](#).

<sup>116</sup>Compare to the answer of [2010-08-14](#) in the discussion [Zeta Functions: Dedekind Versus Hasse-Weil](#) in [n-Cat Café](#) discussing how the errors at “exceptional” primes would break the horizon-self-similarity at  $t = 0$  (which is due to [Hecke’s functional equation](#) — see the [section on p. 62](#) for details).

in the sequence  $0, 1, 0, 1, 0, 1, \dots$ ), and  $N_{7^4} = -1$  (the 4th number in the sequence  $-1, 0, 1, -1, 0, 1, \dots$ ). Finally since say,  $290,521 = 7^4 \times 11^2$ , we conclude that  $N_{290,521} = -1$ .<sup>117</sup>

Keep in mind that any error made during transliteration would ruin the function  $F(t)$ —it won't have the desired fractal behavior. To obtain the graphs used in this report, we followed these steps precisely (treating divisors of discriminant by hand—which turned out to be very error-prone<sup>118</sup>).

**Remark 32:** As we explained, for degree 3 and residues mod a prime number, the count  $\widetilde{N}_n^{\text{res}}$  may be 0, 1 or 3 (with exceptions as in Footnote 113). The count 3 appears less often than the others; in the part of the colored sequence shown above (on p. 19), it appears only for prime 3. The first few other occurrences are for the primes 37, 61, 83,  $\dots$ .<sup>119</sup>

**Remark 33:** Replacing the sequence of colors by the sequence of counts  $\widetilde{N}_n^{\text{res}}$  (as in Step (a)) was not needed for sequences of degree 2: then for the residues mod a prime number  $p$  the count is 0 or 2 (except for finitely many  $p$ 's—and since above we allowed a few exceptions in the pattern of colors anyway, these would not matter). So two colors were enough to encode all the information in these counts for prime  $n$  (and eventually, we ignored the colors for non-prime  $n$  anyway!).

Essentially, this finishes our first goal (started on p. 22): to give the simplest possible self-contained rough outline of how to get a fractally-symmetrical function starting with a polynomial of degree 3. This example exposes both sides of the Langlands program: on the arithmetic side we have a problem about divisors of numbers in a polynomial sequence; the other side is related to fractal symmetries of  $F(t)$  (or Lobachevsky-symmetries of  $f(t, s)$ ).

In the rest of these notes, we unravel a few clarifications and finer points related to the steps of this outline.

---

<sup>117</sup>This illustrates that in general, whole numbers  $|N_n|$  grow very slowly.

<sup>118</sup>Compare with Footnote 116.

In fact, a few months ago an  $\alpha$ -release of GP/PARI mathematician's calculator (version 2.10.1) changed this: it has tools to automate these tasks.

<sup>119</sup>As we will see in Remark 42 on p. 55, close to  $\frac{1}{4}$  of green primes are going to have the count 3, the rest—the count 0. However, for relatively small prime numbers, the proportion is going to be measurably smaller than  $\frac{1}{4}$  (compare with the section on p. 146).

## Appendix: More patterns, and additional pictorial examples

If all you have is a hammer, everything looks like a nail.

Abraham Maslow, *The Psychology of Science*, 1966

The preceding chapter sets up the minimal possible context illustrating how (and when) the “hidden symmetries” of the Langlands program may be expressed as fractality of certain explicitly written Fourier series. Here we provide more bread crumbs to connect this setup with more customary accounts of the topics related to the Langlands program. We also expose a few beautiful effects which we kept hidden in the rough outline of the preceding chapter.

It turns out that when our hammer is the statement “‘hidden symmetries’ mean the fractality of  $F(t)$ ”, a lot of themes related to the Langlands program happen to work very well as nails!

### Finer points of the transliteration rules

What we discuss here is an immediate continuation of what we did in the last section of the preceding chapter.<sup>120</sup>

**Remark 34:** Note that we already know that  $\widetilde{N}_p^{\text{res}} = 0$  if a prime number  $p$  is red. (As usual, we need to omit a few exceptional  $p$ s.) When  $p$  is green, we need to decide whether  $\widetilde{N}_p^{\text{res}} = 1$  or  $\widetilde{N}_p^{\text{res}} = 3$ . Above, we said that one should consider residues mod  $p$  of our polynomial sequence of degree 3; count  $0 \pmod{p}$ s among the first  $p$  of them. On the other hand, all we need is 1 bit of information to distinguish these two case.

In fact, already in the time of Gauss mathematicians knew how to get this extra bit of information.

**Answer:** One should take a certain other sequence of degree 2, and color numbers into red and green according to whether they are divisors of numbers in this second sequence.

For example, for our sequence “tetrahedral numbers + 2” of degree 3 we should consider the sequence “squares + 971” of degree 2. Now we have two colors assigned to a number  $n$ : one according to whether  $n$  may divide numbers in the first sequence, the other according to whether it can divide numbers in the second sequence. Finally, for prime  $p$  one can find  $\widetilde{N}_p^{\text{res}}$  from the following table:

		Second color	
		<span style="color: green;">■</span>	<span style="color: red;">■</span>
First color	<span style="color: green;">■</span>	3	1
	<span style="color: red;">■</span>	0	×

(with × meaning “cannot appear”).

Now we remind that Quadratic reciprocity says that the second color depends only on the position of  $p$  on the “conductor” 971-wheel, similarly to the coloring of the wheel on p. 14. **Conclusion:** One can find  $\widetilde{N}_n^{\text{res}}$  knowing the first color of the number  $n$  and the position of  $n$  on 971-wheel.<sup>121</sup>

**Remark 35:** The counts  $\widetilde{N}_n^{\text{res}}$  form a very fundamental mathematical object, leading to the notion of an  $L$ -function—another math tool as important as the functions  $F(t)$  and  $f(z)$  we discussed above. However, comparing our definition of  $\widetilde{N}_n^{\text{res}}$  with the formal definition of the “coefficients” of the corresponding  $L$ -function, one can discover that we oversimplified a bit; our definition is “correct”

<sup>120</sup>The only reason we made a chapter break in the middle of this discussion was to signal the readers with less stamina that the remaining parts are just clarifications of the process outlined above.

<sup>121</sup>The polynomial we considered above has (cubic) discriminant  $-3,884 = -2^2 \times 971$ . This means that finding solutions is related to taking the square root of  $-971$ ; since  $-971 \equiv_4 1$ , the conductor wheel related to this square root is the 971-wheel (see p. 171).

just for “about 61% of indices  $n$ ”! (We explain it below.) Moreover, removing this “oversimplification” would allow replacing Steps (c), (d) on p. 49 above by something much easier to explain.

To see where we “cheated”, inspect the particular case  $n = 9$ . Our (Gauss’!) 9-wheel is an example of a “new” arithmetic which has only 9 different “numbers” (residues mod 9). We can add/subtract/multiply in this arithmetic; we may also divide by any “number” but  $0 \pmod 9$ ,  $3 \pmod 9$  and  $6 \pmod 9$ . What we do above to find  $\widetilde{N}_9^{\text{res}}$  is we “replant” our polynomial to this arithmetic, and look how many times it takes the value  $0 \pmod 9$ .

However, already in 1830 a French mathematician Évariste Galois (with *very* romantic biography; he was 19 when he published this) found out that there is *another* arithmetic with 9 “numbers” — and in this arithmetic one can divide by *every* number except 0. So Galois’ arithmetic is, in a certain sense, “better” than Gauss’!<sup>122 123</sup> In fact, to get the fractal behavior, and/or the remarkable properties of  $L$ -functions, one *must* use Galois’ arithmetic in place of Gauss’ when finding  $\widetilde{N}_9^{\text{res}}$ .

So instead of finding the count  $\widetilde{N}_9^{\text{res}}$  of residues where the polynomial takes value 0, we do the same in the Galois arithmetic. Denote these counts  $\widetilde{N}_n^{\text{Gal}}$  (here  $n$  is a power of prime). However, as we already saw, the residues mod a prime number *already* have the required property: division by any non-0 residue is possible. This leads to  $\widetilde{N}_n^{\text{Gal}} = \widetilde{N}_n^{\text{res}}$  provided  $n$  is prime; this also works if  $n$  is not divisible by any square (except  $1^2$ ).<sup>124</sup> It turns out that this holds for about 61% of numbers! (The exact fraction turns out to be  $\frac{6}{\pi^2} \approx 0.6079$ .)

**Remark 36:** We said that to obtain fractal behavior, one must use the counts  $\widetilde{N}_n^{\text{Gal}}$  instead of  $\widetilde{N}_n^{\text{res}}$ . How come that the recipe for  $N_n$  given above does not mention  $\widetilde{N}_n^{\text{Gal}}$ ?

In fact, polynomials of degree  $\leq 3$  are very special: one can find  $\widetilde{N}_{p^k}^{\text{Gal}}$  for prime  $p$  provided one knows  $\widetilde{N}_p^{\text{res}}$ . Moreover, this is almost exactly the process we apply on Step (c) of p. 49! **Conclusion:** Step (c) hides recalculation from  $\widetilde{N}_{p^k}^{\text{res}}$  to  $\widetilde{N}_{p^k}^{\text{Gal}}$ . One can omit this step if one uses suitable formulas like  $N_{p^2} = (\widetilde{N}_{p^2}^{\text{Gal}} + (\widetilde{N}_p^{\text{Gal}})^2)/2 - \widetilde{N}_p^{\text{Gal}}$  etc.<sup>125</sup>

**Remark 37:** The recipes of Steps (c), (d) on p. 49 look coming out of a clear blue sky. In fact, they come from a very general principle:

The numbers  $\widetilde{N}_{p^k}^{\text{Gal}}$  satisfy a simple recursion relation in  $k$ .

(This relation is very similar to one for Fibonacci numbers:  $F_n = F_{n-2} + F_{n-1}$ ; for examples, see Footnote 129.) In fact, the same holds for the sequence  $(N_{p^k})$ .<sup>127</sup> Additionally, instead of our polynomial of degree 3, one can take any polynomial; the same works for polynomials of any number

<sup>122</sup>Gauss’ notebooks show that he also knew about this arithmetic — but he did not publish this.

<sup>123</sup>Essentially, Galois’ “numbers” is the answer to the question: what are analogues of complex numbers if one starts with residues mod  $p$  instead of reals? (For others results of Galois we use in these notes see Footnote 280 on p. 103.)

<sup>124</sup>For example,  $\widetilde{N}_{30}^{\text{res}}$  is OK, but  $\widetilde{N}_{60}^{\text{res}}$  needs to be recalculated, since  $2^2 = 4$  divides 60.

<sup>125</sup>The first term on the right-hand side is not as mysterious as it looks like. Denote it by  $\overline{N}_{p^2}$ . Then the general formula is  $1 + \sum_k \overline{N}_{p^k} u^k = \exp \sum_k \widetilde{N}_{p^k}^{\text{Gal}} u^k / k$  (equality of Taylor series in  $u$ ).

The subtraction of the second term  $\widetilde{N}_p^{\text{Gal}}$  is harder to explain, since it is due to distillation process of Step (b). Essentially, in the formula above we may replace  $\overline{N}$  by  $N$  if we replace<sup>126</sup>  $\widetilde{N}_{p^k}^{\text{Gal}}$  by  $\widetilde{N}_{p^k}^{\text{Gal}} - 1$ . (One can also define  $\overline{N}_n$  for composite  $n$  by multiplicativity, as in Step (e) on p. 49.)

<sup>126</sup>Since  $\exp((u + u^2/2 + u^3/3 + \dots)) = 1 + u + u^2 + u^3 + \dots$ , this gives the formula  $1 + \sum_k \overline{N}_{p^k} u^k = (1 + u + u^2 + u^3 + \dots) (1 + \sum_k N_{p^k} u^k)$ , or  $N_n = \overline{N}_n - \overline{N}_{n-1}$ . In the sections on p. 100 and on p. 105 we use this formula as  $1 + \sum_k N_{p^k} u^k = (1 - u) (1 + \sum_k \overline{N}_{p^k} u^k)$ .

<sup>127</sup>Moreover, the same also holds for  $\widetilde{N}_{p^k}^{\text{res}}$  — but this is trivial: for most  $p$  the numbers  $\widetilde{N}_{p^k}^{\text{res}}$  do not depend on  $k$ .

of variables<sup>128</sup> — and even when one counts “common zeros”: arguments where several polynomials all take value  $0 \pmod{p^k}$  (or 0 in Galois’ arithmetic).

The simplicity of these statements is completely deceptive. It turns out that they constitute another triumph of mathematics of 20th century. To make a long story short: in 1973 a Belgian/French mathematician Pierre Deligne finished his proof of Weil Conjectures (which were invented about 25 years before this). The conjectures (and the proof) are based on a revolutionary approach erasing boundaries between geometry and arithmetic. (As Yu. I. Manin writes, this “forever chang[ed] our understanding of the relationships between continuous and discrete.”) In fact, these recursion relations make a significant part of these conjectures.

In case of our polynomials of degree 3, the recursion relations simplify so much that we can write down all the possible solutions. This is what we did in Steps (c), (d) on p. 49.<sup>129</sup>

**Warning:** quite often in math, when there is a recursion relation between *counts* of objects of certain types, they come from simple “matching arguments”: the relation between counts reflects “relations between *individual objects*”. However, Weil relations between “counts of solutions” are much deeper: the *solutions themselves* have no relation to each other!

Unfortunately, with this topic our intuition can easily deceive us: what gets in the way is that *for residues mod  $p^k$* , there is an obvious “connection” between *nearby* values of  $k$ : a particular residue  $\pmod{p^k}$  gives us a residue  $\pmod{p^{k-1}}$ . Contrarily, an analogous “connection” between Galois’ arithmetics has very different properties:

The “related” powers  $p^k$  and  $p^l$  of  $p$  are “far away”: the connection works<sup>130</sup> only if  $k|l$ .

(For example, Weil conjectures may claim that there is a relation between *the counts* of solutions of a certain (system of) equations in the Galois’ replacements for  $\pmod{p^3}$ ,  $\pmod{p^4}$ ,  $\pmod{p^5}$ . On the other hand, the only things in common between these “arithmetics” are the  $p$  residues  $\pmod{p}$  — hence one cannot “match” the solutions themselves.<sup>131</sup>) *This* is the reason why Weil conjectures are so deep (and, for many people, much deeper than they seem to be on the first sight).

**Remark 38:** Nowadays, one could consider Weil relations as the first tiny but general enough step in the direction of the Langlands approach. It looks like Weil arrived at these relations by doing many “numerical experiments”.

To see how revolutionary all this was at the time, note that when Hasse conjectured what is essentially the next step,<sup>132</sup> Weil himself did not believe that Hasse conjectures can keep water.<sup>133</sup>

### “Distillation” and Motives

The operation we did on Step (b) on p. 49 looks very innocuous: all we do is subtracting 1. In fact, an explanation of *why* this leads to appearance of fractal properties is related to very deep branch of mathematics of today, Theory of Motives. It is a very hot and not yet fully settled down theme in contemporary math.

<sup>128</sup>Compare with the beginning of the section on p. 20.

<sup>129</sup>The relations boil down to  $N_{p^{k+2}} = aN_{p^k} + bN_{p^{k+1}}$ , with  $(a, b)$  being  $(-1, -1)$ ,  $(1, 0)$ ,  $(-1, 2)$ ,  $(0, 1)$  and  $(0, 0)$  in 5 cases of Steps (c), (d). (If we do not know which case is applicable, then the Weil conjectures do not predict anything better than “the merge” of these recursion relations  $N_{p^{k+6}} = N_{p^{k+5}} + N_{p^{k+4}} - N_{p^{k+2}} - N_{p^{k+1}} + N_{p^k}$ .)

<sup>130</sup>Another difference: this connection goes in “the opposite direction” comparing to one with residues: an element for smaller  $p^k$  induces an element for *larger*  $p^{km}$ .

<sup>131</sup>Moreover, the real show-stopper is that these 3 arithmetics have “interesting sets of symmetries” — but these symmetries are “not compatible”. This alone breaks any attempt to “match” solutions between these arithmetics — except for the solutions which already exist  $\pmod{p}$ . (We discuss such symmetries in Footnote 280 on p. 103.)

<sup>132</sup>This probably happened before WWII. The simplest case of this conjecture was proven about 20 years ago — essentially, together with the proof of Fermat’s Last Theorem.

<sup>133</sup>Later he changed his mind and confirmed the conjecture in a few cases — and now it is named “Hasse–Weil conjecture”.

Essentially, “the motive of zeros of our polynomial” consists of two independent “distilled” parts. Each “distilled” part has its own symmetries (maybe “hidden”), but these symmetries are so different that when they are “overlapped” on top of each other, no recognizable pattern remains. (This is similar to playing two very different pieces of music at the same time: if they are sufficiently dissimilar, no theme would remain recognizable. We will clarify these notions in Remark 60 on p. 105.)

This section turns out to be the most technical in the first half of this report.<sup>134</sup> I did not find a way to make it simpler; however, nothing else in this report depends on the explanations of this part, so feel free to skip it altogether.

**Remark 39:** One way to explain what happens in Step (b):

There is a hierarchy of “difficulty” of sequences, and:

“Distillation” means: “remove” from the given sequence any trace of “simpler” sequences.

The main idea is that the result of distillation is much simpler to deal with than the initial sequence.

Sequences simpler than degree=3 are sequences of degree 0, degree 1 and degree 2. **Conclusion:** in our sequence  $\widetilde{N}_n^{\text{res}}$ , we need to

- find “the traces” of “ $\widetilde{N}_n^{\text{res}}$  for sequences of degree 2”,
- find “the traces” of “ $\widetilde{N}_n^{\text{res}}$  for sequences of degree 1” (and degree 0), and
- subtract these traces from our sequence  $\widetilde{N}_n^{\text{res}}$ .

Essentially, we want to write down our counts  $\widetilde{N}_n^{\text{res}}$  related to a sequence of degree 3 as

$$\widetilde{N}_n^{\text{res}} \equiv T_n + (\widetilde{N}_n^{\text{res}} - T_n),$$

with  $T_n$  being a combination of counts related to sequences of degree 0, 1 or 2, and  $\widetilde{N}_n^{\text{res}} - T_n$  “having no similarity to counts  $\widetilde{N}_n^{\text{res}}$  related to sequences of degree 0, 1, or 2”.

**Remark 40:** It turns out that it is easy to characterize sequences “having no similarity to counts  $\widetilde{N}_n^{\text{res}}$  related to sequences of degree 0, 1, 2”:

The average value of such a sequence on primes in any arithmetic progression is 0.

(We must ignore progressions containing just one prime. This happens when the step is not mutually prime with the elements; otherwise the progression contains infinitely many primes.) In other words, the sequence  $C_k$  is of this form if the average value of the sequence  $C_{ak+b}$  restricted to prime values of  $ak+b$  is 0 provided  $a > 0$  and  $a$  and  $b$  are mutually prime.<sup>135</sup>

Moreover, putting  $T_n \equiv 1$  in the formula above achieves the goal:

The average value of the sequence  $\widetilde{N}_n^{\text{res}}$  on primes in any arithmetic progression is 1.

Indeed, numbers  $T_n \equiv 1$  are counts of  $0 \pmod n$ s related to the sequence  $1, 2, 3, \dots$  of degree 1. Indeed, in residues mod  $n$  the shortest period of this sequence has length  $n$ , and the count of  $0 \pmod n$ s in this period is exactly  $T_n = 1$ . This leads to

There is no trace related to degree 2. The trace related to degree 1 is  $T_n \equiv 1$ .

<sup>134</sup>Our calculations with Eisenstein series on p. 125 are yet much more technical. So is our *second* round of attack on the topic of distillation in the section on p. 105.

<sup>135</sup>As usual, we needed to over-simplify a bit. In fact the framed rule describes not the dichotomy “the degree is 0, 1 or 2” vs. “the rest”, but a related dichotomy *abelian* (or even *cyclic*; it happens for degree up to 2, as well as “in some cases of higher degree”) vs. *purely-nonabelian* (which may be restated as “covered by the Class Field Theory for  $\mathbb{Q}$ ” vs. “needing the Langlands program”; compare with the section on p. 62). However, since anything of degree 0, 1, or 2 lives in the “abelian” realm, and we do not consider the abelian case of degree 3 (except for Remark 72 on p. 119), this is enough for our purposes.

Clearly, this immediately leads to the rule of Step (b). As a result, the counts  $\widetilde{N}_p^{\text{res}} = 0, 1, 3$  at prime indices  $p$  become  $-1, 0,$  and  $2$ .

**Remark 41:** It is not that hard to explain the meaning of the rule in the red frame.

First of all, degree 0 leads to  $\widetilde{N}_p^{\text{res}} = 0$  for most of primes  $p$ —so we may forget about it.<sup>136</sup> Note that degree 1 leads to  $\widetilde{N}_p^{\text{res}} = 1$  for most of primes  $p$ .

Next, recall the pattern we observed for “ $\widetilde{N}_n^{\text{res}}$  for sequences  $a_n^{(2)}$  of degree 2”: it appears when we write numbers in a suitable number of columns. Every column is an arithmetic progression with the step equal to the conductor for  $a_n^{(2)}$ , and:

The value  $\widetilde{N}_p^{\text{res}}$  on primes  $p$  in any such arithmetic progression is the same (for degree=2).

Moreover, one can show that this is “the whole pattern”: a similar average in other arithmetic progressions is 0 unless the progression is related to the columns (which means: its step is not mutually prime with the conductor). And: the same rule works for degrees 0 and 1.

**Conclusion:** to “distill”, all we need to do is to avoid the pattern in the box above. Note that any finite sequence can be written as “a constant sequence” + “a sequence with average 0”, and these two parts are “orthogonal” to each other. Although we deal with infinite sequences, a similar approach still works — and this leads to the rule in the red frame.

Given a general sequence  $\nu_n$ , how to “distill” it, making the average of  $\nu_p$  on primes  $p$  in every arithmetic progressions to be 0 after distillation? It looks like for every arithmetic progressions we need to subtract the “averaged” value in this progression.<sup>137</sup>

This may look like a hopeless task: progressions with different steps may overlap, and dealing with such overlaps may lead to contradictions. Miraculously, this does not happen for  $N_n$ : the average in every progression is the same: and is equal 1 (see the green frame above!).

**Remark 42:** To illustrate the miracles which must happen to have the “average over primes” in all arithmetic progression to be the same, 1, note that the most interesting arithmetic progressions related to our example above (“tetrahedral numbers + 2”) have step 971. Indeed, in Remark 34 we saw that the counts  $\widetilde{N}_p^{\text{res}}$  for prime  $p$  are controlled by our green/red colors, *and* by the position on 971-wheel. As the table in this remark shows, in some of these progressions only the count 1 appears, while in the others only the counts 0 and 3 appear.<sup>138</sup>

Obviously, the average of  $\widetilde{N}_p^{\text{res}}$  for prime  $p$  in the former kind of the progression is 1. It is very natural to expect that the average for the latter kind is going to be different (such as 1.5) — but this does not happen!<sup>139</sup>

This was discovered about 150 years ago — it was the first precursor of the Langlands Program (a very remote precursor!). This is called Chebotaryov’s density theorem.<sup>140</sup> In our case, it says that  $\widetilde{N}_p^{\text{res}} = 1$  for  $\frac{1}{2}$  of primes  $p$  (this matches<sup>141</sup> our claim that  $\frac{1}{2}$  of 970 arithmetic progressions have “the second color red” in the table of Remark 34), while  $\widetilde{N}_p^{\text{res}} = 0$  for  $\frac{1}{3}$  of primes  $p$  and  $\widetilde{N}_p^{\text{res}} = 3$  for  $\frac{1}{6}$  of primes  $p$ .

<sup>136</sup>On the other hand, tuning an equation of degree 0 (such as an equation  $35 = 0$  in an unknown  $m$  — which does not enter the equation!) allows us to get “exceptional counts of solutions” in a prescribed list of prime (such as  $p = 5, 7$  in the example above: any  $m$  is a solution modulo such  $p$ ). This shows that when “removing traces of degree 0” allows to ignore a few “exceptional values” of  $p$  where the general approach gives “wrong answers” for the number of solutions.

<sup>137</sup>This is the limit of averages on longer and longer parts of this sequence.

<sup>138</sup>Actually, out of 971 possible progressions with this step, one does not have infinitely many prime numbers (just one prime 971). Out of 970 remaining progressions, half are of one kind, half of the other.

<sup>139</sup>We already mentioned this in Remark 32 on p. 50.

<sup>140</sup>In fact, for our question, the earlier version discovered by Frobenius is enough.

<sup>141</sup>Well, this also involves the Dirichlet theorem on primes in arithmetic progressions.

So under the condition “the second color is green” in the table of Remark 34,  $\frac{2}{3}$  of the primes are going to have  $\widetilde{N}_p^{\text{res}} = 0$ , and the remaining  $\frac{1}{3}$  of them have  $\widetilde{N}_p^{\text{res}} = 3$ . Obviously, this leads to the average being 1.

**Remark 43:** The discussion above leads to another question: what happens *inside* one of 970 arithmetic progressions of the preceding remark? (We excluded the dull one, where the only prime is 971.) Half of them are not very interesting: only  $\widetilde{N}_p^{\text{res}} = 1$  appears there (for prime  $p$ )—so the all the primes there are green. In the other half, primes are red and green matching  $\widetilde{N}_p^{\text{res}} = 0$  and  $\widetilde{N}_p^{\text{res}} = 3$ .

For example, in the progression starting with 1 (so it goes 1, 972, 1,943, 2,914, 3,885, 4,856, ...) the sequence of colors is



Here  $\circ$  stand for non-prime numbers. Removing even numbers (which are always  $\circ$ ) allows to see more colored circles (note that the step now is  $2 \times 971$ , so this progression goes as 1, 1,943, 3,885, ...):



To see yet more colored circles, remove all  $\circ$ s, leaving just the prime numbers:



This did not help: still no pattern is visible!<sup>142</sup>

**Conclusion:** inside this arithmetic progression there is no observable pattern.

On the other hand, there are transliterations rules similar to those discussed above which are tuned to these sequences of colors  $\bullet$ ,  $\circ$  and  $\circ$ . They translate them to numbers  $M_n$  such that their Fourier transform  $G(t) := \sum M_n e^{imt}$  also has fractal properties. (However, the fractality law for  $G(t)$  is a bit more complicated than what we considered above: it has extra factors of the form  $\exp i(at + b/t)$ .)

**Conclusion:** to expose the patterns in colors in these arithmetic progressions one needs to go through the steps very similar to those for our initial sequence of red/green colors. There is no simplification due to restriction of attention to such progressions!

### Fractional-linear transformations

In Section “The toy fractality law as a symmetry” (see p.32) we constructed an example of a  $2\pi$ -periodic function  $g(t)$  which has a horizon-self-similar point  $t = 0$ .<sup>143</sup> As we saw, the non-smooth points of any such function  $G(t)$  are images of  $t = \infty$  under chains of transformations<sup>144</sup>  $t' = -1/\gamma t$  and translations  $t' = t \pm 2\pi$  (with a certain fixed  $\gamma$ ; what we used was  $\gamma = \pm 2/\pi$ —the choice of the sign is irrelevant since our seed function  $g_0$  was odd).

**Remark 44:** In fact, chains of transformations  $t' = -1/\gamma_0 t$  and  $t' = t \pm 2\pi$  may be controlled to some extent: these chains may result only in transformations of a very specific form. Indeed, both transformations can be written as  $t' = \frac{\alpha t + \beta}{\gamma t + \delta}$ , one with  $\alpha_0 = \delta_0 = 0$ ,  $\beta_0 = -1$ , the other with  $\alpha_1 = \delta_1 = 1$ ,  $\beta_1 = 2\pi$ ,  $\gamma_1 = 0$ . Since composition of such (*fractional-linear*) transformations is again a fractional-linear transformation, any chain of toy-transforms and shifts results in a fractional-linear transforms of  $t$ .

<sup>142</sup>... except the approximate pattern we mentioned above: the ratio of green:red is close to 1:2. Indeed, the observed value is 26:57—which is reasonably close to 1:2 for a sample of size less than 100. If we consider longer and longer chunks of our sequence, the ratio would go closer and closer to 1:2.

<sup>143</sup>Note that for self-similarity, we needed to use the imaginary unit  $i$  as a scaling factor. If we want to have real scaling factors, then what we constructed is a pair of functions  $\text{Re } G(t)$  and  $\text{Im } G(t)$  such that near  $t = 0$ ,  $\text{Re } G(t)$  is horizon-similar to  $-\text{Im } G(t)$ , and  $\text{Im } G(t)$  is horizon-similar to  $\text{Re } G(t)$ .

<sup>144</sup>The  $--$ sign is very convenient. With it, the transformation is (locally) increasing; moreover, it enables the relation  $\alpha\delta - \beta\gamma = 1$  used below. (See also Footnote 172 on p.65.)



Moreover, if  $4\pi^2\gamma_0$  is an integer,<sup>145</sup> then using the new variable  $T = t/2\pi$ , these fractional-linear transformations are going to have integer coefficients  $\alpha, \beta, \gamma, \delta$ .<sup>146</sup>

**Remark 45:** It turns out that if  $\pi^2\gamma_0 > 1$  (as in the example in the section on p. 32, where  $\gamma_0 = 2/\pi$ , and as in all examples related to divisors of polynomial sequences), then there are other restrictions. The preceding remark restricts the transformation obtained by chaining both qualitatively (they should be fractional-linear) and quantitatively (see footnotes: there are divisibility properties related to the conductor  $c$ ). However, there is another metric as well: look at how far the image of the point  $t = 0$  (if it exists) can go from multiples of  $2\pi$ .

Indeed, if a point near 0 is inside  $|t| < \pi - \varepsilon$ , then its non-trivial translations by multiples of  $2\pi$  are in  $|t| > \pi + \varepsilon > 1/\pi\gamma + \varepsilon$ , hence applying  $t' = 1/\gamma t$  to these points sends them again into  $|t| < \pi - \varepsilon$  (with an appropriate choice of  $\varepsilon$ ). (Compare with what we do on p. 35.) Hence starting with  $t = 0$ , shifting by multiples of  $2\pi$ , and applying  $t' = 1/\gamma t$  (and combining these transformations in an arbitrary order) would never get the point further than  $\pi - \varepsilon$  from a multiple of  $2\pi$ . Hence there is going to be a zone  $(\pi - \varepsilon, \pi + \varepsilon)$  which the image of 0 cannot visit!<sup>149</sup>

In fact, we already saw this effect in pictures of the section on p. 32, when such a “prohibited zone” appeared as a “smooth” zone in the graph near  $t = \pi$ . In the following section (on p. 34) we saw that going from a “family” to “super-family” to “super-duper-family” etc. could never extend these sets close to the boundary of  $[-\pi, \pi]$ .

The moment we know one such “prohibited” zone appears, one can proliferate this zone along  $\mathbb{R}$  using the transformations above. This puts a “copy” of such a zone between any 2 given “possible images of 0”, hence these copies “appear everywhere”: near any point of  $\mathbb{R}$ , there is such a “prohibited zone”. In fact, “possible images of 0” form what is called a “meagre” subset of measure 0.

### Prime conductors and “Tetrahedral + 2” again

Recall that when discussing the graph for  $F^{(-1)}(t)$  for the polynomial “Tetrahedral numbers+2”, we eventually abandoned plotting this function near horizon-self-similar points: it is not computationally feasible. So we could not fully demonstrate that our description of the visual Langlands pattern

<sup>145</sup>This is what happens in examples related to divisors of numbers in polynomial sequences, when  $\gamma_0 = c/4\pi^2$  with  $c$  being the conductor.

<sup>146</sup>To understand the example graphs below, it is crucial that one can say more. Call a fractional-linear transformation  $T' = \frac{\alpha T + \beta}{\gamma T + \delta}$  with integer coefficients, with  $\alpha\delta - \beta\gamma = 1$  and with  $c|\gamma$  “congruence”, and with extra conditions  $\alpha \equiv_c 1$  (then automatically  $\delta \equiv_c \alpha$ ) “strongly-congruence”. Then any transformation  $\tau$  we may encounter in chains as above is either strongly congruence, or  $\tau \circ (-1/cT)$  is strongly congruence. (Here  $c = 4\pi^2\tilde{\gamma}_0$ , here the base transformation is written as  $t' = -1/\tilde{\gamma}t$ .)

Actually, it is very important for us that the strongly congruence transformations form a “sufficiently small” collection of fractional-linear transformations: this makes the tessellations of the section on p. 67 possible. The Lobachevsky-rotations sending one “tile” of tessellation to another one coincide with the strongly-congruence transformations.<sup>147</sup>

The Langlands program predicts that *any* congruence transformation gives a fractal symmetry of  $F(t)$  (possibly changing the sign of oscillations). About half of them (including all strongly-congruence) preserve the sign as well (compare with Footnote 151).

<sup>147</sup>Moreover, for  $c > 4$  the arguments in Remark 45 on p. 57 show that just a tiny part of the collection of strongly-congruence transformations may be formed by chaining  $T' = -1/cT$  and  $T' = T \pm 1$ .<sup>148</sup>

Indeed, the latter collection was already discussed in Remark 24 on p. 36; as we saw, the corresponding horizon-self-similar points avoid certain intervals. (There is no such avoidance when one considers *all* strongly-congruence transforms; see Footnote 149. We discuss such an example in Remark 46 on p. 59.)

With the pictures of the section on p. 67 one will be able to see that chaining  $T' = -1/cT$  and  $T' = T \pm 1$  corresponds to “walking” between the gray disks through the tangency points. Moreover, since the green lines separate these gray disks, from a particular gray disk one cannot walk to *all* the gray disks. (See Footnote 187 on p. 68.)

<sup>148</sup>Note that the transform  $T' = -1/cT$  is not a strongly-congruence (and not even congruence!). However, combinations as above involving an even number of these transforms are going to be strongly-congruence.

<sup>149</sup>Compare with strongly congruence transformations: it is not hard to see that for any  $c$ , one can make the image  $\beta/\delta$  of 0 to be arbitrarily close to any given number.

works for this function. (We needed to switch to a polynomial  $6 \times \text{Tetrahedral} + 1$  with a much smaller conductor to do so.) Recall that this description (stated on p. 30 before Remark 21) can be summarized as:

Near every  $t$  there is a number  $2\pi^R/s$  which is a horizon-self-similar point for  $F(t)$ .

(Recall that the “actual” transform for  $F(t)$  implies “the honest transform for antiderivative” for  $F^{(-1)}(t)$ ; see p. 31.)

However, the conductor  $c = 971$  for “Tetrahedral + 2” is a prime number. It turns out that for prime conductors, there is a very simple and powerful generalization of this pattern. It is especially strong if the discriminant  $d$  is positive (in other words: if the polynomial has 3 real roots; the “Maass case” of Remark 12 on p. 25):

If  $c$  is prime and  $d > 0$ , then every number  $2\pi^R/s$  is horizon-self-similar.

For negative discriminant (the “modular form case”), the situation can be described as

If  $c$  is prime and  $d < 0$ , then every number  $2\pi^R/s$  is horizon-similar to either  $F(t)$ , or  $\text{Im } F_{\mathbb{C}}(t)$ .

We already saw indications of this in our plots of  $F^{(-1)}(t)$  near  $t = 0$ : these plots were fractal transforms of  $\text{Im } F_{\mathbb{C}}^{(-1)}(t)$ . Now we know that something similar is going to happen for every rational point:  $F^{(-1)}(t + 2\pi^R/s)$  is going to be (up to additive constant) similar to<sup>150</sup> the toy transform either of a shift  $F^{(-1)}(t + C_{2\pi^R/s})$  of  $F^{(-1)}(t)$ , or to the toy transform of a shift of  $\text{Im } F_{\mathbb{C}}^{(-1)}(t)$ .

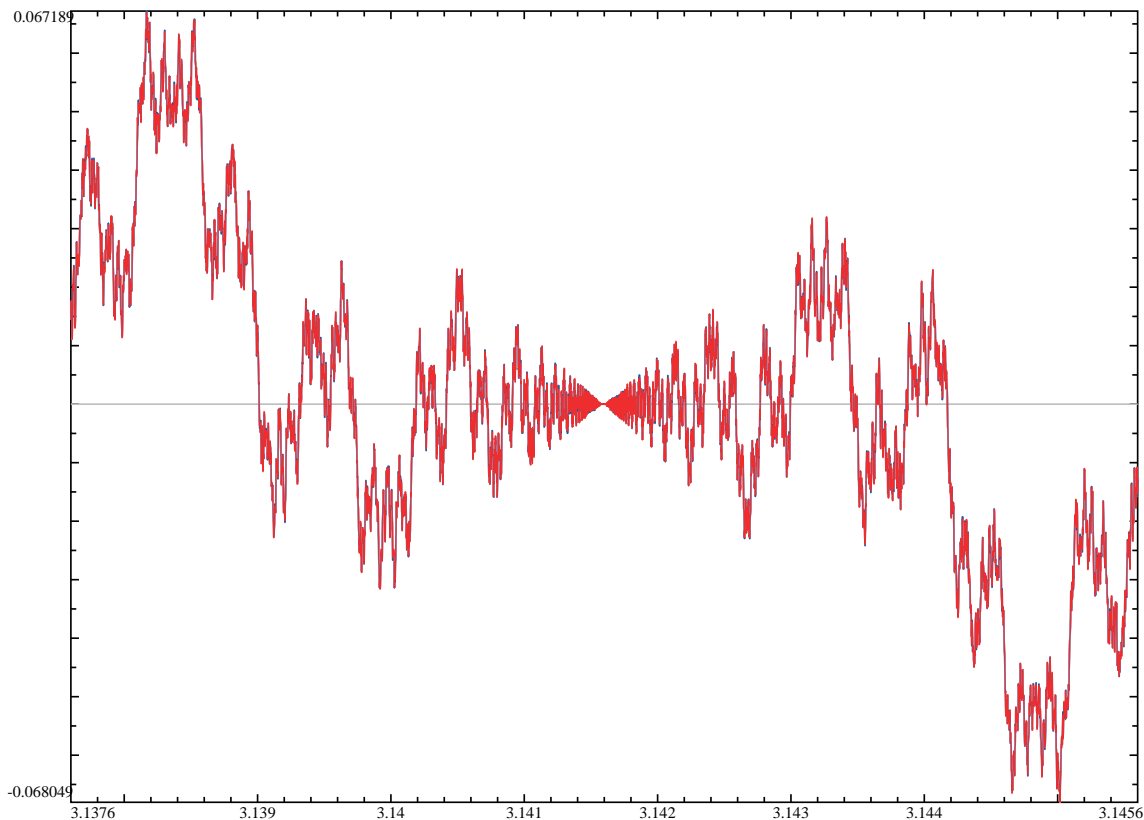
Going back to the case of the prime conductor 971 with  $d < 0$ : while reaching horizon-self-similar points requires zooming about  $c^2$  times, many points which are “horizon-similar to the imaginary

---

<sup>150</sup>The first case happens when  $c$  divides  $S$ . Note how the transform  $t \mapsto -1/|c|t$  exchanges this subset of  $\mathbb{Q}$  and its complement.

(If  $c$  is not prime, this happens when  $c$  divides  $S$ , while *the other* case happens when  $S$  is mutually prime with  $c$ . In particular, there are yet other cases!)

part” may require much smaller magnification. For example, here is what happens for  $R/S = 1/2$ :



Comparing to the graph near  $t = 0$  on p. 39, one can observe 3 differences:

- The “oscillating zone” is half as wide for the new graph.
- The sign of oscillations is inverted.<sup>151</sup> Indeed, focus on the right half of the graphs; the minima on the new graph match in shape the maxima on the old graph.
- To match these two graphs, one needs a non-linear “transform of the variable  $t$ ”. Indeed, the outermost of the minima on the new graph is about 3 times as far from the “center” as the next minimum (and the next such ratio is about  $12/3$ ). For the maxima on the old graph, the corresponding ratio is about 2 (and the next one is about  $1\frac{1}{2}$ ).<sup>152</sup>

**Remark 46:** We want to stress that all the preceding examples of graphs of  $F^{(-1)}(t)$  but one on p. 47 and the last one were for  $t \approx t_0$  with  $t_0$  for which the horizon-similarity could be explained by chaining the transformation  $T' = 1/cT$  of Hecke’s functional equation<sup>153</sup> and the translations by multiples of  $2\pi$  (which preserve  $F(t)$  by definition). This means that horizon-similarity at these points  $t_0$  could have been discovered during the half-a-century between Hecke’s discovery and the rise of the Langlands program.<sup>154</sup>

<sup>151</sup>It turns out that this is due to  $2 \bmod 971$  being not a square. With Legendre symbol from p. 166,  $\left(\frac{2}{-971}\right) = \left(\frac{2}{3}\right) = -1$ .

<sup>152</sup>This non-linear transformation is fractional-linear (see p. 56):  $T \mapsto 1/2 + T/2(971T + 2)$ ; here  $T = t/2\pi$ .

The reader may find it interesting that composition with non-linear transformation  $T \mapsto T/2(971T + 2)$  sends an odd function  $F^{(-1)}(t)$  to an *odd* function  $F^{(-1)}(t + \pi)$ . This cannot happen for an arbitrary odd periodic function; this reflects extra “fractal” symmetries of  $F$ .

<sup>153</sup>See the section on p. 62 for details.

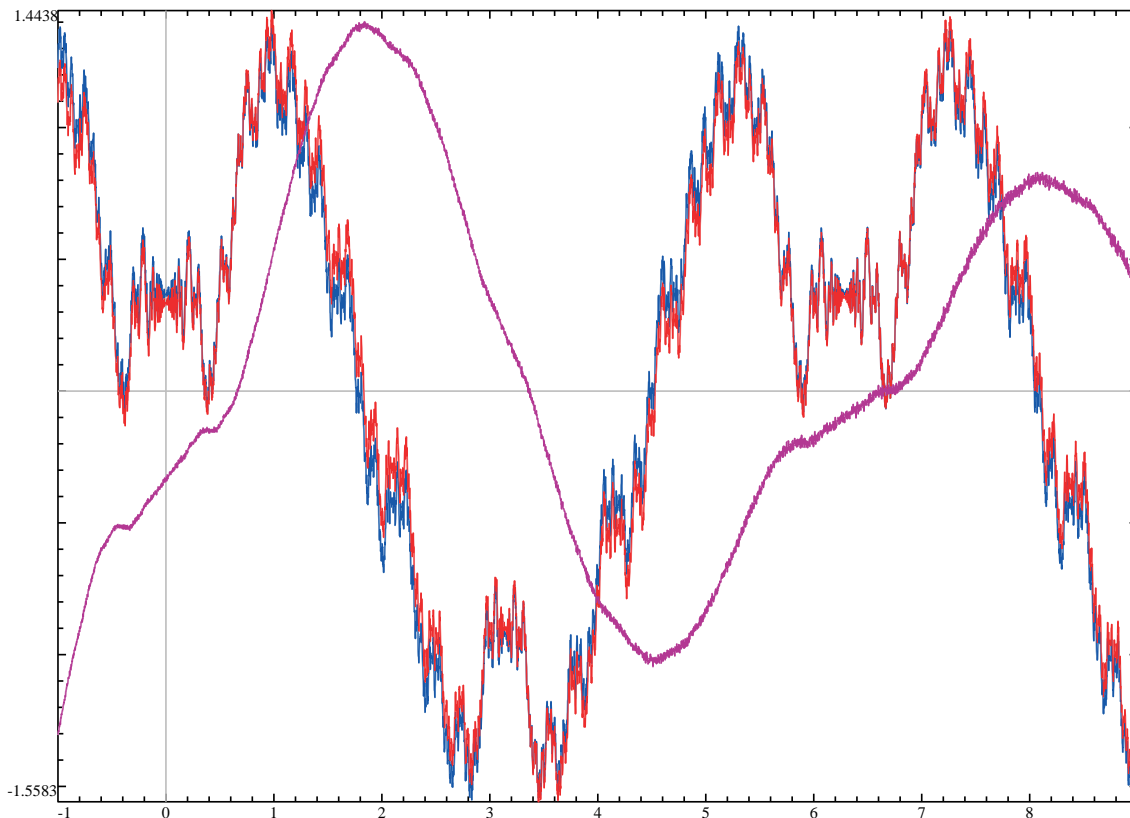
<sup>154</sup>I do not know whether such observations were actually made during this period.

However, the last graph illustrates a “hidden symmetry” which (as far as I know) cannot be explained by Hecke’s result alone.<sup>155</sup> (In fact, the majority of points  $2\pi R/s$  are of this type; see Footnote 147 on p. 57.)

### The honest fractality law for $F^{(-1)}(t)$

Above, on p. 38, we claimed that the fractality law for the antiderivative  $F^{(-1)}(t)$  is “almost visually indistinguishable” from the toy fractality law. In particular,  $F^{(-1)}(t)$  is very similar to a toy transform of a suitable function.

**Example:** (matching the discussion from p. 42): the red curve is the plot of the toy transform of  $F^{(-1)}(t)$ , the blue curve plots  $\text{Im } F_{\mathbb{C}}^{(-1)}(t)$  (for conductor 23),<sup>156</sup> and violet plots the difference:<sup>157</sup>



The graph for difference is scaled up 10 times; it is, obviously, completely “negligible”. Moreover, it is much smoother than the functions we subtract. Obviously, without plotting the red and blue graphs “on top of each other” there would be no way to tell them apart.

**Calculation:** Assume that  $F$  and  $\tilde{F}$  are related by the “actual” fractality law, so  $F(t) = \tilde{F}(1/t)/t$ . Integrate by part, denoting the antiderivatives of  $F$  and  $\tilde{F}$  by  $g$  and  $\tilde{g}$  (so  $F(t) = g'(t)$  and  $\tilde{F}(t) = \tilde{g}'(t)$ ). Then  $g(t) =$

<sup>155</sup>We need to repeat: since this is the case of negative discriminant, it is covered by the Class Field Theory for imaginary quadratic fields. So this particular case of horizon-similarity could have become known about a decade after Hecke (but it is doubtful people noticed it before 50s). For more details, see the section on p. 62.

<sup>156</sup>Compare with Footnote 99.

<sup>157</sup>The “thickness” of the graph of difference is a result of numerical errors due to ignoring the higher Fourier coefficients. It decreases roughly as the inverse of the number of terms to sum. The actual graph is quite smooth — but even 16,000,000 Fourier coefficients are not enough to demonstrate this! (Recall that this is *the simplest case*, with very small conductor, 23. To do a similar graph with higher precision, or a larger conductor would require prohibitive time for computation, of order of magnitude of weeks — or I would need to add features like FFT to the software I use.)

On this graph one can also recognize that  $F^{(-1)}(t)$  is proportional to the derivative of the “negligible” term — as it should be, due to “integration by parts” (see below).

$-t\tilde{g}(1/t) + \text{Rest}(t)$  (here  $\text{Rest}'(t) = \tilde{g}(1/t)$ ). These three terms are exactly what is plotted above. These relations explain the observations above.<sup>158</sup>

**Conclusion:** the fractality law for  $F^{(-1)}(t)$  has two terms — and the principal one is exactly the “toy fractality law”. The remaining term is “negligible”: on our graph, its contribution cannot be seen — with one exception.

Indeed, all that the “negligible” term does is “moving” the features of the graph up and down a bit. The reason for this is that this term is much more smooth than the principal term. Essentially, comparing to wild variations of values of  $F^{(-1)}(t)$  in any small region in  $t$ , this extra term is practically constant. Hence adding this term would just move the graph up or down.

**Remark 47:** Of course, moving the features up or down *too far* may make the “visual pattern of toy transform” harder to recognize. Compare with the small plot on p. 46.

### Plots for degree 2

A very natural question to ask is: what happens if we make a plot following the same recipe as before, but starting with a polynomial of degree 2 instead of degree 3? It turns out that the list of recipes for numbers  $N_{p^k}$  (see Item (c) on p. 49) should be augmented: while the first recipe below was relevant for degree 3 too, the other two are new.

Now the modified recipes are: for every odd prime  $p$  which is not “exceptional”, choose one of the following sequences:

- 1, 1, 1, 1, 1, 1, ... (1-periodic; for green primes);
- -1, 1, -1, 1, -1, ... (2-periodic; for red primes).

so that the first number matches the value for  $N_p$  given by recipe (b) on p. 49 (one needs to modify this recipe since now  $\widetilde{N}_p^{\text{res}}$  may be 2). Assign these values to  $N_{p^k}$ .

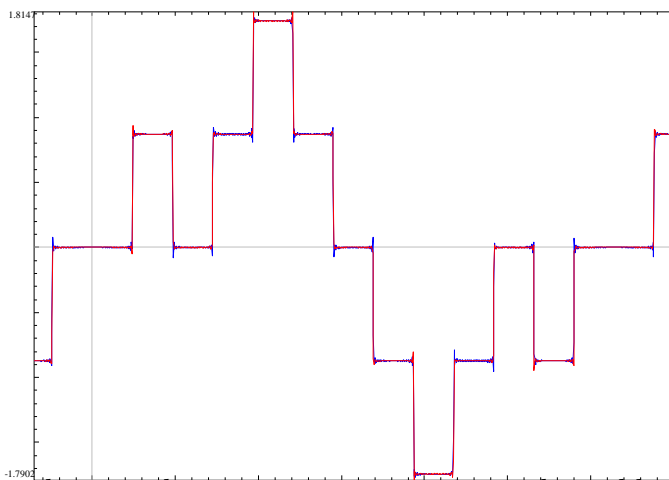
For “exceptional” primes (divisors of the discriminant, of the denominators of coefficients, of the leading coefficient, and possibly for  $p = 2$ ) there is an additional possible choice:

- 0, 0, 0, 0, 0, 0, ... (1-periodic)

(we postpone the recipe how to check which of 3 choices should be used until the section on p. 100).

Above, we wanted to write the recipe in the form similar to our recipe for degree 3 (see (c), (d) on p. 49). However, observing these 3 sequences, one can see that there is a remarkable shortcut (not possible in degree 3):  $N_{p^k} = N_p^k$ . In particular, the sequence  $N_m$  is “totally multiplicative”:<sup>159</sup>  $N_{ab} = N_a N_b$ .

Moreover, Quadratic Reciprocity shows that  $N_p = \left(\frac{p}{D}\right)$ , with  $D$  being the discriminant of the polynomial. (Here we use the Legendre symbol from p. 166.) By top-multiplicativity of Legendre symbol (see p. 166),  $N_m = \left(\frac{m}{D}\right)$  for every  $m$ . **Conclusion:** the sequence  $N_m$  is  $D$ -periodic. (Moreover, the periodic extension to  $m \leq 0$  is either odd or even.)



<sup>158</sup>A very observant reader would note that with the formula above,  $\text{Rest}(t)$  would be very singular at 0. To avoid this singularity, we cheated and shifted the argument  $t$  in the graph by  $2\pi$ .

<sup>159</sup>Compare this with “ordinary” (non-total) *multiplicativity* which is the property of Step (e) on p. 49.

The chapter on p. 81 rewrites the conditions added to “ordinary” multiplicativity as  $N_{p^{k+1}} = C_p N_{p^k}$  (with  $C_p = N_p$ ) and reads it as “the sequence  $(N_{p^k})$  satisfies a recurrence relation of length 1”.

This immediately implies that<sup>160</sup>  $F(t)$  is a sum of  $\delta$ -functions (with certain coefficients) at points proportional to  $2\pi/D$ . Unless  $D$  is a square, the integral over a period vanishes, and  $F^{(-1)}(t)$  becomes a periodic step function. The plot above is for the polynomial  $4n^2 + 2n - 3$  with  $D = 13$ .<sup>162</sup>

**Conclusion:** in the case of degree 2, the “hidden symmetries” are “already exposed” in our sequence of colors (see p. 9, which are the periodic and mirror symmetric when colors are restricted to prime numbers; see the section on p. 15). Taking the Fourier transform converts this pattern not into *symmetries* of the graph (as in the case of degree 3), but into the fact that the  $F(t)$  is a sum of  $\delta$ -functions. Compare this with our discussion of motives on p. 53: every “flavor” of a distilled motive needs a *specific* approach to expose its pattern of (hidden) symmetries.<sup>163</sup> Above, we applied an approach which works with one type of motive to a motive “of wrong type” — and the result does not exhibit any symmetry.<sup>164</sup> (And, as we said before, applying such approaches to “a mix” of distilled motives leads to yet messier results. We consider two such examples in the section on p. 114.)

### Historical approach: cases that *only* the Langlands program can explain

In these notes we illustrate one application of the Langlands program: based on the list of divisors of values of a cubic polynomial, we construct a sequence of numbers  $N_m$ . The Langlands program predicts that the Fourier transform of this sequence has fractal symmetries.

However, if we want to investigate this application in historical settings, instead of the Langlands program we could have used its two precursors. These precursors became known about half a century before the Langlands program. While they are not as powerful as the actual Langlands program, in our application *all* easiest-to-reach fruits may be obtained using just the precursors.

The newer of two precursors was finalized about 90 years ago: the Class Field Theory. In general, it works by “splitting the complexity of a given polynomial  $P$ ” into two parts: recall that solving  $P = 0$  may be “relatively uncomplicated”<sup>165</sup> if we already know roots of a certain other, much simpler polynomial  $P_0$  (in other words:  $P$  is “cyclic”, or, at least, “abelian” *relative* to  $P_0$ ). If  $\deg P = 3$ , then  $P_0$  has  $\sqrt{D}$  as a root; here  $D$  is the discriminant of  $P$ . The Class Field Theory converts many delicate questions about solutions of  $P = 0$  to (rather involved) questions about  $P_0$ .

Two most useful (and most completely investigated) cases when the latter questions may be fully answered are when  $\deg P_0 = 1$  (for  $\deg P = 3$  this means that  $D$  is a complete square<sup>166</sup>), and when  $\deg P_0 = 2$  and it has no real roots (for  $\deg P = 3$  this means that  $D < 0$ ). In the former case one gets a complete description of numbers  $N_m$  very similar to what we saw with Quadratic Reciprocity: there is a periodic sequence  $N_m^{\text{per}}$  such that  $N_p = N_p^{\text{per}}$  for prime  $p$ . (Compare with Remark 72 on p. 119.) The latter case is what we called the “even” (or “modular form”) case in Remark 12 on p. 25. In this

<sup>160</sup>More precisely: either  $F(t) \stackrel{\text{def}}{=} \text{Re } F_{\mathbb{C}}(t)$  or  $^{161} \text{Im } F_{\mathbb{C}}(t)$ , depending on whether the Euler formulation of Quadratic reciprocity involves “even” or “odd” behaviour. (This is since the Fourier series defining  $F_{\mathbb{C}}(t)$  involves only  $N_n$  for  $n > 0$ .)

<sup>161</sup>The *other* graph would have a plot with log-spikes instead of jumps (we show such plots on p. 84 and p. 114). This may be explained since  $F_{\mathbb{C}}(t)$  extends to  $\text{Im } t \geq 0$ , hence Re and Im are related to each other by the Hilbert transform. But this operator is pseudo-differential (of order 0); hence the singularities of Re are determined by the singularities of Im (and vice versa).

<sup>162</sup>Here to highlight the relevant features of the graph, we needed to use only 1,000 Fourier coefficients, instead of millions used for other graphs. However, because of this, the “Gibbs phenomenon” takes sufficiently wide zones around the jumps, and is very visible even without magnification. (Compare with Footnote 330 on p. 117.)

<sup>163</sup>There is a very nice (and more detailed) summary of relevant issues in the discussion What is the Langlands Programme? in n-Cat Café.

<sup>164</sup>Compare with the discussion at the beginning of the chapter on p. 81.

<sup>165</sup>How to do this was discovered about two centuries ago.

<sup>166</sup>We discuss this case in a lot of details in the section on p. 110 and the section on p. 111.

case the description of numbers  $N_m$  is less direct, but it is nevertheless sufficient to deduce all the fractality properties we use in these notes.<sup>167</sup>

**Conclusion:** to expose cases which are *not covered* by the Class Field Theory, our cubic polynomial should have  $D > 0$  which is not a complete square. This is the “even” (or: the “Maass form”) case.

The other precursor is the Hecke’s functional equation for the Dedekind  $\zeta$ -function discovered a century ago. (While it is usually not stated this way, in our setup) it claims exactly that our fractality law *works at*  $t = 0$ .

Recall that we already investigated what happens if the fractality law works at  $t = 0$ : by chaining our fractal transformation with periodicity, one obtains a giant “Cantor hyper-family” of other points at which the fractality law works as well (see Remarks 24 and 25, as well as Remark 45). Since this hyper-family avoids a lot of intervals, and we expect that horizon-self-similar points “appear everywhere”, it should not be hard to pick up a horizon-self-similar point which cannot be explained by such chaining.

However, we have been working under a severe constraint: the zooming factor needed to expose the “fractal pattern” should not be prohibitively large (we do not want to spend weeks computing these graphs!). It turns out that many of the simplest points with “reasonable” zoom factors are in the hyper-family! This leads to the situation when most of our graphs can be explained by the Hecke’s result.

**Conclusion:** to expose cases which are *not covered* by the functional equation, our graphs should show the fractal pattern about a point  $t = t_0$  which is not in the “Cantor hyper-family”. However, of the graphs in these notes, the only graphs not related to the hyper-family are one on p. 39 for  $D = -23 < 0$ , and one on p. 58 for  $D = 2^4 \times 37 > 0$ .

Combining two restrictions above, we need to provide a graph for the Maass case (so  $D > 0$  and not a square) at a point which cannot be obtained from 0 by a chain of integer translations in  $T$  and applying  $T \mapsto 1/cT$  (here  $t = 2\pi T$ ). The only graph which satisfies both restrictions is one on p. 58 with  $c = 37$ . (Compare with Remark 46 on p. 59.)

---

<sup>167</sup>Apparently, the first example (in our terms,  $M = 6$ ) was investigated by van der (den?) Blij in 1952. He (essentially) identified  $F_{\mathbb{C}}(2\pi z)$  with  $\eta(z)\eta(23z) = q \prod_{m=1}^{\infty} (1 - q^m)(1 - q^{23m})$ ; here  $q = \exp 2\pi iz$  and we use the Dedekind modular form  $\eta$ .

However, he did not mention the (known) connections of his approach with polynomials of degree 3 (it looks like he, essentially, uncovered a very simple particular case of the result of Hecke of 1927). In an example in his 1975 lectures in Durham, Serre stresses this connection (and says that most of his examples came from Tate’s letters of 1973/74—but probably not this one...). Don Zagier’s chapter in the book The 1-2-3 of Modular Forms exposes these connections directly.

(Another educating facet of this paper is that the sequence he works with is a “mix” of our  $N_m$  with a Fourier coefficients of a certain Eisenstein series—compare with Remark 70 on p. 119. So this gives a very different example of a need to “distill” to see the patterns.)

# On Lobachevsky geometry and zones of self-similarity

## The groups of symmetries

In the preceding chapters we used a relatively new (about 25 years old) approach where we consider the Fourier transform  $F(t)$  as a generalized function, and plot its antiderivative  $F^{(-1)}(t)$ . Note that “taking the antiderivative” is a regularization in the sense of Remark 15 on p. 27 — however, it is a very “mild” regularization: it replaces the sequence  $N_n$  (this is a sequence of integers, hence not decaying!) by a sequence  $N_n/n$  which decays, but rather slowly.

However, in this chapter we are going to ignore this approach (and  $F^{(-1)}(t)$ ) until p. 70. Instead, we start by introducing geometric methods suggested by the other, older approach. That approach applies a very strong “regularization” making the Fourier transform *much* smoother. Such a regularization was described in Remark 15 on p. 27. One of the disadvantages of this approach is that one needs to use *different* regularizations in the odd and the even cases (introduced in Remark 12 on p. 25) — so with the older approach the difference between these two cases appears much earlier than necessary. (The exact form of these regularizations was described in Remark 29 on p. 47.)

On the other hand, using these particular regularizations has amazing corollaries. Indeed, they depend on the parameter  $s$  (“strength”, which for  $s \in \mathbb{N}$  may be thought of as a “repetition count”). For example, in the “odd” case the regularization replaces  $N_n$  by  $N_n/e^{ns}$ ; now the Fourier transform of  $N_n/e^{ns}$  is a function of two variables  $t$  and  $s$  with  $s > 0$ . Writing  $t + is =: z$  converts the Fourier transform of  $(N_n)$  into a function  $f(z)$  defined on the upper half-plane  $\mathfrak{H} := \{\text{Im } z > 0\}$ .

It turns out that if one considers the complex Fourier transform (as in  $F_{\mathbb{C}}$ ) then

- The function  $f(z)$  is complex-analytic.<sup>168</sup> The “boundary trace” of this function is  $F_{\mathbb{C}}(t)$ .<sup>169</sup>
- Every transformation we saw preserving the function  $F(t)$  would preserve  $f(z)$  too — when we write  $z$  instead of  $t$  in the formula for the transformation.

Moreover, in Remark 16 on p. 27 we claimed that (with Lobachevsky geometry!)

these transformations of  $z$  become just “rotations” if one equips  $\mathfrak{H}$  with a certain curved geometry.

Essentially, the conditions on  $F(t)$ : periodicity and horizon-similarity (the latter makes a match between the “behavior on horizon” and the “behavior at finite points  $t$ ”) become to *symmetries* of  $f(z)$  in Lobachevsky geometry. A geometric description of these symmetries allows us to *detach* the properties of these symmetries from the properties of  $F(t)$  and  $f(t, s)$ .

So, in this chapter, we inspect these symmetries as “separate entities”. Then we use the results to deduce a much more detailed information about regions of self-similarity for  $F^{(-1)}(t)$ .

**Remark 48:** In this approach, all the arithmetic information about the polynomial of degree 3 we started with boils down to one integer  $c$ : the conductor. Recall that conductors for cubic polynomials have a tendency to be very large, leading to hard-to-visualize situations. However, in the context of symmetries, small conductors  $c$  make perfect sense — and lead to much nicer pictures.

So while  $c$  in our pictures is too small to be related to *any* polynomial, these pictures still illustrate the general trends on manageable examples with very small conductors.

**Remark 49:** Already in Remark 12 on p. 25 we saw that the behaviour of horizon-self-similarity may be different in the odd and the even case (even if the conductor is the same<sup>170</sup>). The even case would

<sup>168</sup>This should be replaced with real-analyticity in the “even” case.

<sup>169</sup>Recall that  $F_{\mathbb{C}}(t)$  has “no values at points”. The “boundary trace” coincides with the boundary value *when values at points are defined* — but the trace makes sense for generalized functions as well.

<sup>170</sup>The smallest conductor for which both even and odd cases are possible is 756 with the corresponding “even” and “odd” polynomials  $m^3 - 6m - 2$ ,  $m^3 - 6m - 12$ .



have more regions with such self-similarity (for example, a region near  $t = 0$ ); in a certain sense, there are twice as many of them. Likewise, there are also twice as many symmetries of  $f(t, s)$ .

To simplify our pictures as much as possible, given  $c$  we start with the smallest “reasonable” collection of symmetries (which “works” for both even and odd cases), and postpone more complicated cases until the section on p. 73.

### Lobachevsky-symmetries: the case $c = 1$

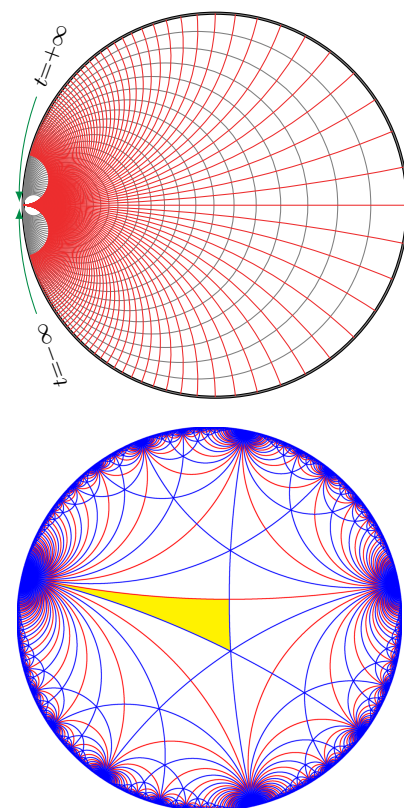
The easiest way to deal with a collection of symmetries is to find a picture such that these symmetries coincide with the symmetries of the picture. A particular case is when the picture consists of cut line which tessellate (“tile”) the plane into pieces of the same shape and the same size. Moreover, when the collection consist of symmetries of a function  $f(z)$ , then if we know its values in one of these pieces, then we know its values everywhere:

A Lobachevsky-symmetry which sends one piece to the other preserves  $f(z)$ .

Of course, the same holds for the boundary trace  $F(t)$  of  $f(z)$ . **Conclusion:** given such a coloring, one can discuss symmetries of  $f(z)$  (and of  $F(t)$ ) *without mentioning*  $f$  whatsoever. *This* is what we are going to do: *after* we describe the colorings, we won’t need to mention  $f(z)$  anymore. We would just apply the symmetries of the colorings to describe the symmetries of  $F(t)$ .<sup>171</sup>

However, it turns out that to simplify visualization of these examples, it is convenient to be creative with the *interpretation* of  $t$  and  $s$ .

While the function  $f$  from the preceding section takes arguments  $(t, s)$  in the upper half-plane  $\{(t, s) \mid s > 0\}$  — which can be naturally identified with “the half-plane model” of the Lobachevsky plane, it is much easier to visualize the Lobachevsky moves using the “other flat-geometry model” of the Lobachevsky plane: the model inside a disk. (Geometrically, these two models — half-plane and disk — differ by inversion.)<sup>172</sup> In this model  $t$  and  $s$  become curvilinear coordinates in the disk; we show several coordinate lines on the right ( $t$  is in red,  $s$  is in gray).



Start with the simplest tessellation of Lobachevsky geometry (on the right; on Wikipedia, it is in the article [Truncated triapeirogonal tiling](#)<sup>173</sup> together with a few other examples, some of which are for small conductors). Every piece of tessellations we consider is made of several copies of “an elementary tile”. This tile (in yellow on the right)<sup>174</sup> is marked as “index 1” in the Wikipedia article above. How the piece is made of these elementary tiles

<sup>171</sup>Essentially, the purpose of introducing  $f(z)$  was to *lead us to* the Lobachevsky geometry. The interpretation of  $F(t)$  as a boundary trace of something “as symmetric as”  $F(t)$  is sufficient for our purposes: we do not care about finer details of  $f(z)$ .

<sup>172</sup>In our context, the major advantage of the disk model is that our toy/actual transforms have  $-1/t$  as the argument; this means they, essentially, exchange points  $t = 0$  and  $t = \infty$ . In the disk model, *both*  $t = 0$  and  $t = \infty$  make perfect sense as points on the boundary of the model. Compare with the picture in Remark 17 on p. 27.

In fact, if the point  $i$  of the half-plane  $\mathfrak{H}$  matches the center of the disk, then the transformation above becomes just the rotation of the disk by  $180^\circ$ . (By the way, this is the main reason why we prefer writing  $-1/t$  in the argument — as opposed to just  $1/t$  — which would lead to a mirror symmetry of the Lobachevsky plane. See also Footnote 144 on p. 56.)

<sup>173</sup>I do not know anybody using such bizarre names in real life, or in real math.

<sup>174</sup>Note that in Lobachevsky geometry it makes sense “to pull a vertex of a triangle to infinity”. When we pull, the angle at this vertex goes to  $0^\circ$ . The yellow piece is such a triangle with angles  $90^\circ$ ,  $60^\circ$ , and  $0^\circ$ .

depends on the conductor only.<sup>175</sup> The yellow tile “combined” with any one of its neighbor tiles forms the piece good for<sup>176</sup>  $c = 1$ .

**Remark 50:** *On the picture*, the elementary tiles have different shapes and different sizes. Actually, in the sense of Lobachevsky geometry, these tiles have the same shape and the same size.<sup>177</sup>

The observed difference is just a defect of our “visualization” of the Lobachevsky plane. Similarly to how the surface of Earth cannot be mapped exactly onto a flat surface, the features of Lobachevsky geometry cannot be rendered without defects on flat images.

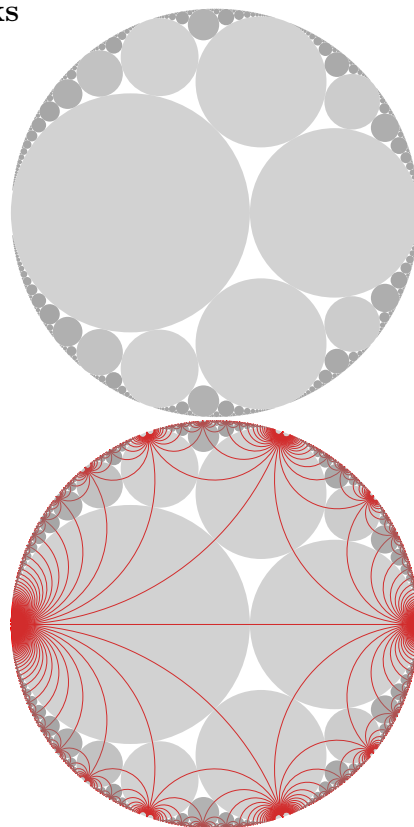
**Conclusion:** What is drawn above is *just a hint* of what is going on in Lobachevsky geometry. In fact, it takes a lot of training to be able to interpret these hints fully! Below, the reader may need a long leap of faith with our recurring claims like “that picture demonstrates this symmetry”.<sup>178</sup>

### Enhance the picture: the gray disks

For what follows, it is convenient to add extra “features” to the coloring above (made of the “cut lines” of the tessellation). Note that on the picture above every red line meets one blue line; this marks a point on every red line. Look at these meeting points for the red lines which “emerge” from a given point of the boundary of the disk (“the absolute”) — they all lie on a particular circle tangent to the absolute. In fact, these circles are the circles from so-called *Apollonian gasket* which touch the boundary (on the right, we shade the insides of these circles gray<sup>179</sup>).

By construction, any (Lobachevsky) symmetry of the picture above is also a (Lobachevsky) symmetry of the white/gray coloring on the right. Moreover, the opposite is also true.<sup>180</sup> **Conclusion:** two pictures above have the same symmetries; moreover, if one combines these two pictures, the result still has the same symmetries.<sup>181</sup> (In the combined picture on the right, we keep only the red lines from the preceding picture of the cut lines.)

This picture fits  $c = 1$ . For larger  $c$ , the group of symmetries is going to be a subgroup of the group of symmetries of this picture. This leads to this picture being a *template* for the pictures for larger  $c$ . We would need to omit some of the gray disks, and modify the



<sup>175</sup>Keep in mind that for a large conductor  $c$ , one may need about  $4c$  elementary tiles to make the shape needed above. Since conductors have a tendency to be quite large, most examples would lead to shapes made of monstrously huge number of tiles.

<sup>176</sup>Without doubling the yellow tile is a “piece” if we allow mirror symmetries. Compare with Footnote 221 on p. 74.

<sup>177</sup>In particular, there is a (unique!) Lobachevsky-symmetry of the picture above sending any “elementary tile” to any other tile.

<sup>178</sup>There are videos visualizing geometry and movements of the Lobachevsky plane. [Google for movement OR visualizing hyperbolic demo OR projections video.](#)

<sup>179</sup>We use darker gray for smaller disks to make them easier to see. This tint has no math significance.

<sup>180</sup>Indeed, one can reconstruct the red lines on the gasket: take two tangent gray disks, and connect the points where they touch the absolute. Likewise, any blue line is a common Lobachevsky-straight tangent to such a pair of disks.

<sup>181</sup>In fact, the disks make it easy to describe these symmetries. One can find a Lobachevsky-rotation sending any disk to any other disk. Moreover, note that the disks touching a given disk make a “necklace” surrounding the disk. Now given a disk, there is a unique Lobachevsky-rotation which keeps this disk in place, and sends a particular disk in this necklace to another such disk. (Finally, there is a unique reflection keeping two touching disks in place.)

(Compare with Footnote 177.)

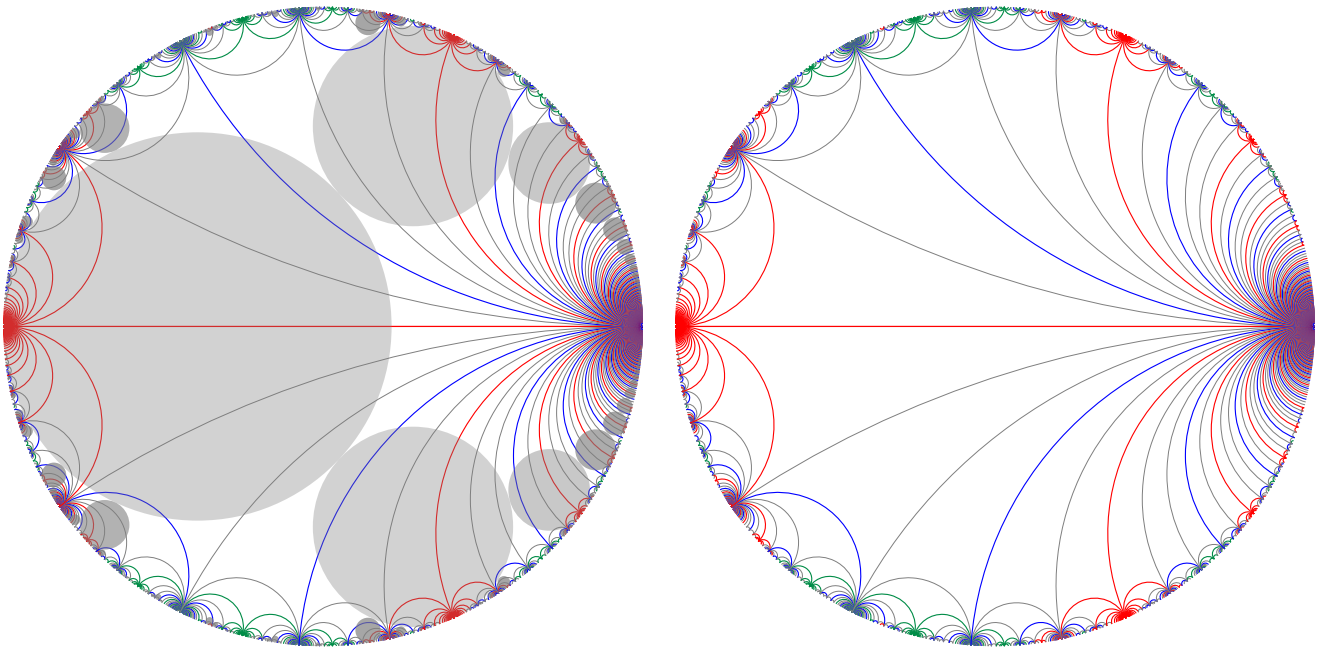
colored lines. (Additionally, we would need to rescale the coordinate  $t$  on the disk — and its boundary.)

### The case $c = 5$

For larger conductors  $c$  one can draw pictures which are very similar in spirit. Here we consider the case of  $c = 5$ .<sup>182</sup> What one needs to do is:

- Remove some of the gray disks and the red lines;
- Change some red lines into green;
- Add suitable gray and blue lines.

(After this, there is still a lot of tangencies between the gray disks!) This gives the picture on the left (on the right, we remove the gray disks to make the colored lines easier to see):



It is easy to imagine yet another picture with gray disks only, and no lines. All three ways to color (gray disks only, and two colorings above) have the same collection of symmetries. Moreover:

- The gray and colored<sup>183</sup> lines on the right picture match the red lines on the picture on p. 65.<sup>184</sup>
- These lines cut the picture into “triangles”. Every such triangle matches a red-sided triangle which on the picture on p. 65 is made out of 6 “yellow elementary tiles”.
- For any two of these triangles, there is a Lobachevsky-rotation or Lobachevsky-translation sending one to the other (one can even send a given corner to a given corner). In other words, in Lobachevsky geometry these triangles have the same shape and the same size.<sup>185</sup>
- Ignore the gray lines. Then the colored lines cut the picture into 6-sided pieces having 2 red sides, 2 green and 2 blue. Each piece is made of 4 triangles.
- These larger pieces are also the same shape and the same size (in Lobachevsky sense).

<sup>182</sup>As we discuss it in the section on p. 73, there are several different analogues. Until then, it is enough to say that here we consider the “smallest useful” collection of symmetries.

<sup>183</sup>Here and below “colored lines” means “non-gray” lines.

<sup>184</sup>For this and other matches below, it is better to Lobachevsky-move the picture on p. 65 (“squeeze it to the left”).

<sup>185</sup>Well, the Lobachevsky geometry is not scaling-invariant: if shapes match, the size *should also* match!

- Moreover, these pieces are *fundamental domains*: they have no symmetries,<sup>186</sup> and any symmetry of the whole picture moves a piece to a piece.
- Therefore, these pieces are closely related to the gray disks. For example, every one contains exactly one tangency point of the gray disks.<sup>187</sup>

Moreover, the gray disks color every piece with 2 colors: gray and white. One can Lobachevsky-overlay any two pieces so that they match, moreover, the colors match as well.<sup>188</sup>

**Remark 51:** For any gray disk, the unit “necklace rotation” of Footnote 181 repeated  $c$  times is a symmetry of the whole picture. (This shows that 2 of every 5 consecutive “beads” in such a necklace for  $c = 1$  remain in the picture for  $c = 5$ .)<sup>189</sup>

### The gray disks and the “special zones”

Above, we constructed a coloring of the Lobachevsky plane such that its symmetries coincide with the symmetries<sup>190</sup> of the (generalized) function  $F(t)$  on the absolute and of the function  $f(t, s)$  on the Lobachevsky plane.<sup>191 192</sup> Here we reap the fruits, using the symmetries of the picture of gray disks to inspect the fractal transforms<sup>193</sup> which preserve  $F(t)$ .

Since there is a symmetry of the picture moving any gray disk to any other gray disk, and these symmetries preserve  $F(t)$ :

The function  $F(t)$  “behaves the same” near any two points where a gray disk touches the absolute.

Following Remark 17 on p. 27 we identify the leftmost point of the absolute with  $t = \infty$  (as on the picture on p. 65). Recall that the absolute is essentially the  $t$ -axis on which a periodic function  $F(t)$  is defined, and the behaviour of a periodic function “near  $t = \infty$ ” is its behaviour “near horizon” — which is what matters for our fractal transforms. This immediately implies:

The points where a gray disk touches the absolute are horizon-self-similar points of  $F(t)$ .

(The horizon-self-similar zones are as in the graph on p. 44.)

<sup>186</sup>Indeed, there is a Lobachevsky-reflection of a piece which preserves the coloring of its edges, — but it does not preserve the gray diagonals drawn in the piece. (This implies that there are no symmetries of the picture which are Lobachevsky-reflections; compare with Footnote 221 on p. 74.) Anyway, in this chapter we ignore reflections!

<sup>187</sup>Moreover, the corner of a “piece” where two red sides meet is contained inside a gray disk. Likewise, the other 5 corners are contained in the *disks which were removed* when changing the picture for  $c = 1$  to one for  $c = 5$ ; hence these corners do not meet *the remaining* gray disks. Hence every “piece” meets only two gray disks, and two green sides of the piece completely avoid the gray disks.

<sup>188</sup>The same holds if we also take into account the coloring of the edges of the pieces.

<sup>189</sup>**Warning:** this match of the disks does not extend to a match of triangular tiles and/or the coordinate  $t$  on the absolute. As  $c$  grows, the “triangles” above the horizontal diameter become squeezed closer and closer to this diameter, and the range of  $t$  covering “the right half” of the absolute decreases (approximately as  $[-3\pi/c, 3\pi/c]$ ).

<sup>190</sup>Here it helps to interpret the functions  $F$ ,  $F^{(-1)}$ , and  $f$  as tensor-valued, as in Footnote 340 on p. 119. Then the toy/actual transforms become just coordinate-changes applied to tensor fields, and horizon-self-similarity may be interpreted as “being symmetrical”.

<sup>191</sup>Recall that the key reason why  $F$  and  $f$  have the same symmetries is that our constructions of “continuation into the plane” and of “taking the boundary value” were *intertwining*: Lobachevsky-moving one of them would Lobachevsky-move the other in exactly the same way. See Remark 17 on p. 27.

<sup>192</sup>The function  $f(t, s)$  can also be considered as a coloring of the Lobachevsky plane: its value at  $(t, s)$ , which is a real number, may be considered as a color assigned to this point. So the idea of gray disks is that we can replace this infinity of colors with only 2 colors!

(Well, to take into account that  $f$  is a tensor field, one can consider  $|f|$  as a color. Otherwise  $f$  colors not the Lobachevsky plane, but its *tangent bundle*.)

<sup>193</sup>See p. 23.

As we explained above,<sup>194</sup> Euclidean-rotations of our pictures of the Lobachevsky plane are also Lobachevsky-rotations, but there are many more Lobachevsky moves. They lead to more complicated “skewed rotations” of the absolute (“fractional-linear transforms”, see p. 56). The non-linearity of these transforms may shrink some parts of the absolute and expand the others. Hence if a graph of a function has a visible pattern, such a “non-linear” coordinate transform may distort this pattern — although it would remain visible in a smaller region, where the non-linearity is not “too strong”.

Therefore, if this transform is not “too non-linear” near one tangency point, then

It sends the zone of “visual horizon-self-similarity” near this point to another such zone.

Doing a similar thing with the leftmost point  $t = \infty$  of the absolute gives:

The zones of “visual horizon-self-similarity” are transforms of a certain region near  $t = \infty$ .

**Conclusion:** If we can identify this region, then the zones above are images of this region under Lobachevsky-symmetries of the picture with the disks!

Loosely speaking (and there is no other way to discuss this, since “the zones of *visual* horizon-self-similarity” depend on our *visual shape-recognition*<sup>195</sup>), use as “the unit of measure” “the projection of the gray disk near  $t = \infty$  to the absolute”.<sup>196</sup> This leads to a reformulation:

The zones above are certain central parts of the projections of gray disks to the absolute.

(... *except* for the zone near  $t = \infty$  itself: then the transform is not a fractal-transform, but identity!)

**The answer:** The region in question is the central  $4/c$  of the projection of the leftmost gray disk (recall that  $c = 5$  in the example above). Call the corresponding zones inside the projections of other gray disks *the  $4/c$ -central zones*.<sup>197</sup>

To understand why this recipe works, we need to

- visually inspect the zone of “visual horizon-self-similarity” for a toy transform of a sample periodic function,
- identify the matching range near  $t = \infty$ ;
- Find which part of the absolute on the pictures above matches this range of  $t \approx \infty$ .

We will address the last item in the next remark, and the first two in the remark which follows it.

**Remark 52:** Following Remark 17 on p. 27, on the pictures above the leftmost point is “the infinity” of the absolute, and the rightmost point is  $t = 0$ . Moreover, any Lobachevsky-rotation which exchanges these two points is  $t \mapsto -1/\gamma t$  on the absolute, for a certain  $\gamma > 0$  (the “toy transform”!).

Now observe the “pieces” next to the leftmost point  $t = \infty$ ; as we described it above, one can Lobachevsky-rotate one of them to overlay it on top of its counter-clockwise neighbor. Moreover, by Footnote 188 the edge colors must match. Observing the red edges near  $t = \infty$  shows that this move  $\rho$  sends every red line starting at the leftmost point to its counter-clockwise neighbor.

<sup>194</sup>See Footnote 172 on p. 65.

<sup>195</sup>Indeed, “mathematically” the fractal transform is defined *everywhere*. However, it is not everywhere “visually recognizable”: the non-linearities hide the similarities.

<sup>196</sup>Making this rigorous requires choosing the center of projection. However, there is no “best” way to do this. Different choices would result in “slightly different” regions — but for us just the *approximate* size of regions is important.

<sup>197</sup>In fact, we could have replaced every gray disk by a  $c/4$  times smaller disk (“the  $4/c$ -disk”), and then all the properties of our coloring discussed above would be still preserved, *and* the projections of the  $4/c$ -disks would match exactly the sizes of the regions of visual horizon-self-similarity. However, then (even with our small conductor  $c = 5$ ) the disks would be yet harder to see clearly. Moreover, the facts that the original disks are tangent to each other, and that they match the case  $c = 1$  (so that on our pictures just the *quantity* of the disks depends on  $c$ , not their sizes and placement) are sufficiently interesting for us to prefer the picture with larger disks.

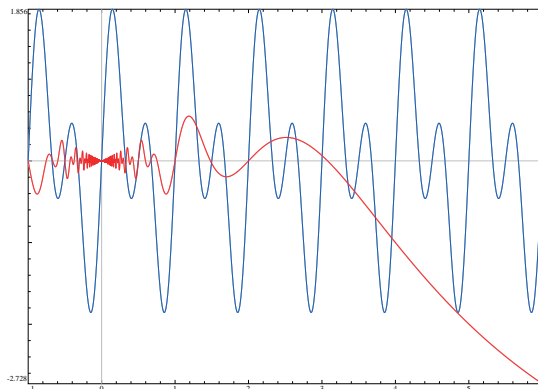
Later (in the section on p. 76), when we work with harder-to-understand pictures, we are going to have *both* the “original” and the  $4/c$ -disk marked on the picture.

Recall that the whole idea of the coloring above, on p. 67, is that its symmetries are also symmetries of  $f(z)$  (hence, automatically, of its “boundary trace”  $F(t)$ ). This immediately identifies the action of  $\rho$  on the absolute with the translation of  $t$  by the period  $2\pi$  of  $F(t)$ . **Conclusion:** the ends of the red lines starting at  $t = \infty$  are at  $t = 2\pi k$  with integer  $k$ .<sup>198</sup>

For general  $c$  the picture would still contain a “necklace” accumulating at the rightmost point  $t = 0$ . The  $k$  steps of the corresponding “necklace rotation” of Footnote 181 from p. 66 can be recognized as the strongly-congruence transform  $T' = T/kcT + 1$ . Hence the disks of this necklace touch the absolute at points  $T = 1/kc$ , or  $t = 2\pi/kc$ .

So two disks in this necklace next to the leftmost one are at  $t = \pm 2\pi/c$ , and the edges of the projection of the leftmost disk are twice this, at  $t = \pm 4\pi/c$ . This shows that the regions between  $t = \infty$  and points  $t = \pm\pi$  (from the next remark) take  $4/c$  of this projection — leading to the answer above.

**Remark 53:** To quantify the effects of non-linearity of  $-1/T$ , on the right we consider a typical example of a function<sup>199</sup>  $\Phi(T)$  with period 1, and graph  $\Phi(T)$  and  $1/4T\Phi(1/T)$  for  $T$  in  $[-1, 6]$ . One can immediately see that for  $|T| > 2$  the red plot “does not look as” following its pattern clearly visible for  $|T| < 1$  (although “mathematically”, it is “the same” pattern).<sup>200</sup> In other words, the visible pattern “exists” in  $[-2, 2]$  (the “narrow flavor”), or maybe even up to  $[-4, 4]$  in the “wider flavor” which stresses our imagination.



To make our description work equally well with transformations  $T = 1/cT'$  with different  $c$ s, one can rewrite the estimate we obtained for  $c = 1$  in terms of  $T'$ . This is  $|T'| > 1/2$  for the “narrow flavor” (or  $|T'| > 1/4$  for the “wider flavor”). One can restate this as

The pattern on the graph of  $T\Phi(1/cT)$  is visible when  $T = 1/cT'$  with  $T' > 1/2$ .

Note that  $T' > 1/2$  means that we remove one period of  $\Phi$  around 0.

**Conclusion:** “the pattern is visually recognizable” on the image of all the periods of  $\Phi(T)$  except one<sup>201</sup> period around 0.

<sup>198</sup>Doing similar arguments at the rightmost point  $t = 0$  shows that ends of all lines starting at  $t = 0$  are at  $t = 2\pi/k$  with integer  $k$ . (Moreover, for the piece immediately above the horizontal diameter and bounded by the colored lines, one can find that its corners are at  $t$  being  $0, \pi, 6\pi/5, 4\pi/3, 2\pi, \infty$ . For the piece to the right of it, the values are  $0, 2\pi/5, \pi/2, 2\pi/3, 4\pi/5, \pi$ .)

<sup>199</sup>We use the “same” letter  $T$  for the variable as before, when we had  $t = 2\pi T$  and  $2\pi$ -periodic functions of  $t$ .

<sup>200</sup>The situation does not improve for  $|T| > 6$ , where  $T\Phi(1/T)$  quickly converges to a certain limit.

<sup>201</sup>This gives just an estimate “of the order of magnitude” of the zone to delete. Moreover, this estimate is sensitive to the shape of the graph of  $\Phi(t)$ .<sup>202</sup>

However, in practice, we need not the toy transform, but the “honest law for antiderivative”, see p. 38. It turns out that the extra term in this law already messes up (a little) what happens near the edges of “the narrow flavor” of this zone, and its contribution breaks up the visual pattern in the “wider flavor”. (We already mentioned this in Remark 28 on p. 46.) So to get a recognizable pattern, the narrow flavor (or maybe even it is a bit more narrow) could be a better fit.

Compare with what happens near the rightmost point  $t = 0$  on the pictures above (on p. 67). There is a “necklace” of gray disks converging to  $t = 0$ ; their projections fill the whole neighborhood of this point. Taking  $4/c$ -central zones gives zones “converging to 0” with gaps of relative width about  $c - 4 : 4$  (or maybe  $c - 8 : 8$ ). Now observe the plot on p. 43 (for  $M = 6, c = 23$ ): this is exactly what happens there! (Likewise for plots near  $t = 0$  for other values of  $M$ . — Unfortunately, these zones become invisibly narrow if the conductor is in the hundreds!)

<sup>202</sup>... as we have seen in the section on p. 44, with  $\Phi(T)$  having “extra” symmetries.

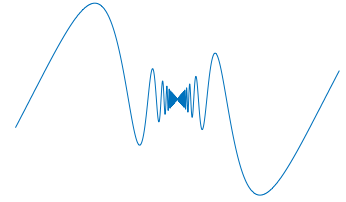
### Covering properties of the zones of horizon-self-similarity

Up to now, we were somewhat vague about visual patterns in  $F^{(-1)}(t)$ , avoiding the question:

Given  $t_0$ , can we zoom into the graph of  $F^{(-1)}(t)$  and see  $t = t_0$  in a region of horizon-similarity?

Recall what the preceding section started with a picture with gray disks and established:

- The periodicity<sup>203</sup> of  $F^{(-1)}(t)$  “observed near ‘the horizon point’  $t = \infty$  on the absolute” makes “the hourglass” pattern (as on the right);
- We can consider this pattern as “a template” in a certain zone near the tangency point  $t = \infty$  of the corresponding gray disk.
- Lobachevsky-symmetries of the picture “distribute” this template near every other gray disk.
- On the *other* disks (not at infinity) “the hourglass” patterns become the toy transform patterns.



Hence every gray disk leads to:

- A special point on the absolute (the tangency point).
- A special (although “approximately defined”) region about this special point (the  $4/c$ -central zone).

**Conclusion:** The special point shows *where* we should zoom in, and the zone shows *how much* to scale to see the zones of horizon-*self*-similarity.<sup>204</sup>

Now the question above can be reformulated as:

**Question:** which part of the absolute is covered by the  $4/c$ -central zones?

It turns out that while the claim

*Every* small piece of the graph of  $F^{(-1)}(t)$  looks like a fractal transform of the whole graph.

does not “work 100%”, one needs<sup>205</sup> to allow just a tiny amount of exceptions.<sup>206</sup>

In terms of the gray disks, this means that the projections of these disks to the absolute should cover “almost” the whole absolute. (Moreover, they would overlap strongly enough so that the  $4/c$ -central zones would also cover it “almost completely”.) Contrary to this, on the picture above with the gray disks for  $c = 5$ , one can clearly see big regions near the absolute where there is no gray disks—even if one tries to zoom into the picture (this is possible in the electronic copy).

Indeed, on the picture above, on p. 67, note the “worst offenders”: the points of the absolute where the green lines join together. (Below, we focus on one of them, a bit left of the top point, matching  $t = 4\pi/5$ .) Near such points there are no gray disks drawn!

<sup>203</sup>... together with  $F^{(-1)}(t)$  being actually a tensor field! (See Footnote 190 on p. 68.)

(The difference between  $t = \infty$  and  $t \neq \infty$  is due to extreme non-linearity of the coordinate  $t$  near  $t = \infty$ .)

<sup>204</sup>Furthermore, note that to simplify our pictures, so far they were related to the “smallest possible” flavor of various groups of symmetries we may consider (compare with the section on p. 73). This means that we do not yet list *all* the possible zones. We complete this list later, in the section on p. 76. In the same section we also discuss horizon-similar but non-*self*-similar zones.

<sup>205</sup>To see that there are exceptions, take a gray disk which is in the picture for  $c = 1$ , but is removed in the picture for  $c = 5$ . It touches the absolute at a rational multiple of  $\pi$  (for example,  $t = 0$  is such; for  $c = 5$  another example is  $t = 4\pi/5$ ), and (for example, on the picture with gray disks on p. 75) it is not hard to see that every nearby disk has much smaller diameter than its distance to this point  $t$ .

(When we add more symmetries later, in the section on p. 75, we will see that the point  $t = 4\pi/5$  is *also* a point of horizon-self-similarity. However,  $t = 2\pi/3$  is not, and a similar argument works there too.)


<sup>206</sup>The uncovered set is a “meagre” subset of measure 0.

However, it is just an artifact of computer plotting. It is not possible to create a PDF graph into which one can zoom forever; but if it were possible, and one was patient enough to zoom *deep enough*, one would see that the framed statement above holds. However, one would need to zoom scaling up hundreds or thousands times — even with the tiny conductor  $c = 5$  we discuss here!

To substantiate the framed claim above, it helps if we can zoom near the “worst offender” point: where green lines join (on the left of the topmost point). Unfortunately, the more we zoom into our Euclidean picture so that this point is visible, the smaller is going to be the relative size of the disks in our field of view!<sup>207</sup>

Fortunately for us, some Lobachevsky-*moves* look like *zooming* in pictures drawn in “our” geometry. For example, a Lobachevsky-translation along a Lobachevsky line looks like *zooming in* at the “tail” end of this line, and *zooming out* near the “head” end of this line. So a Lobachevsky-translation to the left along a horizontal diameter of our disk would zoom in at the rightmost point. Therefore, this way we can zoom near our point of interest while keeping the whole picture visible, and without breaking the “spirit of the picture”.<sup>208</sup>

Before we can zoom this way near our “worst offender” point on the picture on p. 67 (where the green lines join), we must apply a Lobachevsky-rotation “about” the leftmost point of the absolute to make “the worst-offender” point into the rightmost point; the result is below on the left. (This already has a side effect of zooming in near the point of “green convergence”. Note also that the point which *was* rightmost ends on the left of the bottom of the picture):



*Finally* we can make the horizontal Lobachevsky-translation to the left which we discussed above. This results in the right picture (and now we zoomed a lot into the rightmost point and have a much more clear picture of the green lines).

To see how the gray disks behave near what is now the rightmost point, note that the green lines cut the disk into “*slices*”. Moreover, there is a Lobachevsky-symmetry of our picture which keeps the rightmost point intact and sends a slice into the next slice clockwise. (This is similar to what we did in

<sup>207</sup>As in Footnote 205.

<sup>208</sup>This happens because Lobachevsky-symmetries are conformal maps when considered in our, Euclid geometry. Near every point, such a map always looks like zooming and/or rotating. So unless it is linear, a conformal map would zoom into some points, and zoom out of some others.



Remark 52 on p. 69.) **Conclusion:** all slices have the same shape and the same size (in Lobachevsky sense) and are “colored in the same way”.

In particular,

The gray disks in every slice are positioned the same way.

Moreover, the green lines also cut the *absolute* into chunks. Observing the largest slice shows that

In any chunk of the absolute, the projections of two largest gray disks to the boundary cover about  $1/3$  of it.

**Conclusion:** although we cannot see tiny disks near the rightmost point, nevertheless even if we count just the two largest disks in every slice, together their projections cover about  $1/3$  of the space near this point. (Indeed, this claim holds *in every chunk* of the absolute near this point, so it must also hold if we *join* the chunks together.)

In the original picture with the gray disks “before zooming”, it is easy to see that the point we considered is the “worst” point with respect to having gray disks nearby. **Conclusion:** near *every* point, at least  $1/3$  of the absolute is covered by the projections of gray disks — provided we include the tiny “invisible” disks as well.

Furthermore, it is easy to improve this estimate  $1/3$  above. Indeed, to obtain the estimate  $1/3$  we considered only the projections of *two largest* disks in a slice — but now we know that at least  $1/3$  of the rest is also covered by projections of tiny disks. This means that at least  $1/3 + 2/3 \times 1/3 = 5/9 > 1/2$  is covered by the projections. Repeating this argument again improves the estimate first to  $1/2 + 1/2 \times 1/2 = 3/4$ , then to  $3/4 + 1/4 \times 3/4 = 15/16$  etc. Continuing like this, we can get as close to 1 as we want to — however, it is clear that to get close to 1, we *need* to consider incredibly small disks!

(Of course, a similar argument works if we consider just the  $4/c$ -central zones of each projection — only one would need more steps.)

### More symmetries

In fact, out of several possible flavors of fractal symmetries the example above deals with the smallest one: in terms of Footnote 146 on p. 57 these symmetries are both the “strongly-congruence” type, and the “keeping sign” type (these types of “congruence” transforms coincide<sup>209</sup> for  $c = 5$ ). Because these symmetries keep sign of  $F(t)$ ,<sup>210</sup> in the zones considered above every oscillation of the graph of  $F^{(-1)}(t)$  matches the shape of the period of the graph of  $F^{(-1)}(t)$  *without flipping its sign*.<sup>211</sup>

One can also show<sup>212</sup> that in the “odd” case these zones exhaust *all* the “keeping sign” regions of horizon-self-similarity. (In the even case one needs to take into account Remark 55 on p. 74 too. We do it in the following section.)

However, if we do not mind the extra “minus” signs, we need to consider a larger group of symmetries. The spirit of the pictures above was that our symmetries send one gray disk to another; so if we want to switch to a larger collection of symmetries, we should increase the number of the gray disks likewise.

**Conclusion:** for  $c = 5$ , there is a similar picture with twice as many disks — and with this new picture the arguments above work as well. (Below, in the section on p. 75, we illustrate this by adding the red disks to the gray ones.) Hence there are twice as many  $4/c$ -central zones too, and in the “newly added” zones every oscillation of the graph of  $F^{(-1)}(t)$  matches the shape the period of this function with the opposite sign.<sup>213</sup>

<sup>209</sup>Compare with Footnote 216 on p. 74.

<sup>210</sup>In pedantic mode: ... *would “keep”* the sign — if  $F$  with such a tiny conductor existed.

<sup>211</sup>In terms of formula of Footnote 73 on p. 31, this means  $\varepsilon > 0$ .

<sup>212</sup>**N.B. (???) Check!!!**

<sup>213</sup>Compare with Footnote 151 on p. 59; a similar thing happens for  $c = 5$  near  $t = 4\pi/5$  — this time for *horizon-self-similarity* (as opposed to “similarity to what happens at  $t = 0$ ”, or to “horizon-similarity to  $\text{Im } F_{\mathbb{C}}^{(-1)}(t)$ ”).

Moreover, the “sign-flipping” symmetries can be described geometrically, as symmetries of the right picture on p. 67 which exchange red and green lines. So the newly added disks are tangent to the absolute at the points where the green lines meet<sup>214</sup>, and the newly added  $4/c$ -central zones are the central regions inside projections of these disks.<sup>215</sup>

**Example:** the point  $t = 4\pi/5$ , where the green lines meet, is not covered by the projections of “the old” gray disks; however, there is a “sign-flipping symmetry” which sends  $t = 4\pi/5$  to  $t = \infty$  (where the red lines meet). This shows that the function is also horizon-self-similar at  $t = 4\pi/5$  — but with the sign-inversion.

**Remark 54:** Theoretically, for large conductors one could investigate yet another picture (but we are not going to do it here!): the sign-keeping flavor of symmetries has a very natural strictly smaller sub-collection of “strongly congruence” transforms.<sup>216</sup> This leads to three different arrangements of disks: one for “only strong symmetries”, one for all sign-keeping symmetries, and one for all “congruence” symmetries.<sup>217</sup>

**Remark 55:** To add insult to injury, on our graphs we saw still *other* zones of fractality, for example the zone near  $t = 0$ .<sup>218</sup> As we already mentioned, the corresponding transformation  $t' = 1/\gamma t$  is directly related to Hecke’s functional equation (see the section on p. 62 for details).

Before, we connected the horizon-self-similarity in the zones we saw with existence of “good” moves of the Lobachevsky plane which send a neighborhood of  $t = \infty$  to such a zone (here a “good” move preserves  $f$  and  $F$ ). Likewise, this zone near  $t = 0$  is also an image of a neighborhood of  $t = \infty$ , however this time the effect of this move  $T' = -1/cT$  on  $f$  and  $F$  depends on the “parity”: in the “odd” case it would multiply  $F_C$  by the imaginary unit  $i$ , in the “even” case it preserves  $F$ .

Obviously, the images of *this zone* under “good” moves would have exactly the same fractality pattern as the pattern in this zone. Hence these images are also horizon-similar!

Adding the  $T' = -1/cT$  to any flavor of “congruence” symmetries doubles this class (one can consider the “old symmetries”, as well as their “combinations with  $T' = -1/cT$ ”).<sup>219</sup> So this provides 3 more classes (“as above, but possibly combined with  $T' = -1/cT$ ”) to consider.<sup>220</sup>

We investigate the largest of these augmented types in the section on p. 76.<sup>221</sup>

<sup>214</sup>... (but not the points where the green and the blue lines meet! The size of the disks is determined by them “filling the void” between the gray disks)

<sup>215</sup>For this larger arrangement of disks, four out of any five consequent disks in a necklace would be included — as opposed to two-out-of-five of Footnote 197 of p. 69. Compare with the picture on p. 75 — where we color the added disks red.

<sup>216</sup>This does not happen for  $c = 5$  since in this case  $\{\pm 1 \pmod c\}$  includes all non-0 (or invertible) squares mod  $c$ . (Compare with Footnote 151 on p. 59. Such  $c$ s are divisors of  $2^3 \times 3 \times 5 = 120$ .)

<sup>217</sup>The symmetries of the first and third arrangements have names:  $\Gamma_1(c)$  and  $\Gamma_0(c)$ .

<sup>218</sup>While we saw that the behaviour of  $F^{(-1)}(t)$  in such zones is different in “even” and “odd” cases (see Remark 12 on p. 25), the geometry of the zones themselves are the same. So here we treat these cases uniformly.

<sup>219</sup>The transform  $T' = -1/cT$  is not a congruence transform (unless  $c = 1$ )! A possibility of “adding it” like we did above is due to its being a “normalizer” of the “old” group of symmetries.

<sup>220</sup>This is related to the fact that the suitable symmetries live in  $\text{PGL}_2\mathbb{Q}$  and not in  $\text{PSL}_2\mathbb{Z}$ .

<sup>221</sup>Since  $F(t)$  is even, it has another symmetry  $t' = -t$ . This leads to a mirror symmetry of the Lobachevsky plane — however, it does not add extra info about fractality properties.

To avoid proliferating our symmetries yet more, in this chapter we focus only on non-mirror (orientation-preserving) symmetries.

(On the pictures above for the case  $c = 1$ , allowing mirror symmetries leads to a very nice and useful kaleidoscope — “the yellow piece” fills the whole plane using only reflections in its sides. — However, I do not see any similar simplification for cases of higher  $c$ . So it looks like avoiding mirror symmetries has only positive effects. Compare this to our choice to consider only solutions to  $\alpha\delta - \beta\gamma = 1 > 0$  in Footnote 146 on p. 57 — the reflections correspond to  $\alpha\delta - \beta\gamma < 0$ .)

Warning: if one consider  $F_C(t)$ , this mirror symmetry changes its values by complex conjugation.

**Conclusion:** we already illustrated the “sign-keeping” symmetries above. Below, we first add “sign-flipping” symmetries; then we double the class of symmetries once more by adding  $T' = -1/cT$ .

### Adding “sign-flipping” zones

Considering larger groups of symmetries would lead to yet more disks in our pictures. If we continue as above, the pictures would become very crowded. Before we proceed, we need to modify our infrastructure.

First, we want to visualize  $4/c$  times smaller gray disks (this follows Footnote 197 on p. 69) to take advantage of their projections to the absolute matching in size the horizon-similar zones. However, we do not want to abandon the convenient features of larger disks (see the same Footnote). So we are going to draw them both: a smaller disk inside a larger circle.

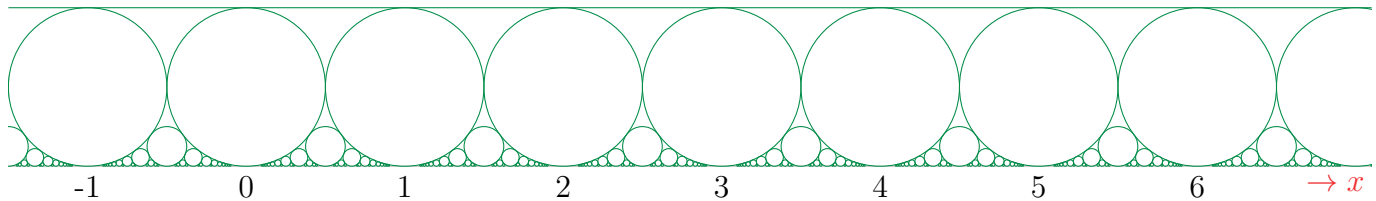
With this modification, the recipes we used before become:

- Take the “outside” circles in the Apollonian gasket (those touching the boundary).
- Introduce an appropriate coordinate on the boundary=absolute.
- Remove all the circles except those matching the “sign-preserving” horizon-self-similar zones.
- In the remaining circles, shade sub-disks of  $c/4$  times smaller radius.

The projections of the shaded sub-disks to the absolute are approximations to the “visually” horizon-self-similar zones.

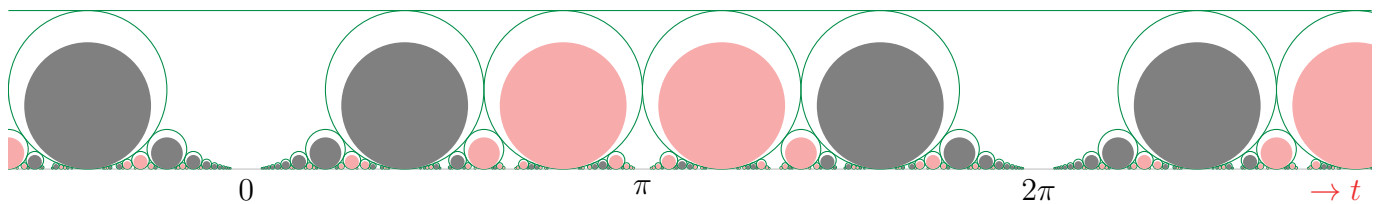
Second, we want to use a different model of the Lobachevsky plane. While the model in the disk used above simplifies visualization of Lobachevsky moves, the required book-keeping is too complicated.<sup>222</sup> The half-plane model of the Lobachevsky plane allows us to state a more explicit description of the pictures.

In this model the “outside” circles of the Apollonian gasket turn into the the Ford circles: the circles tangent to the boundary at points with rational coordinates  $x = R/D$  with the diameter  $1/D^2$ :



(The Apollonian circle tangent to the absolute at  $t = \infty$  is an exception; it becomes the horizontal line at height 1.)

For our purposes, the suitable coordinate on the absolute is  $t = 2\pi x/c$ . **From this moment on, we mark the horizontal axis with this rescaled coordinate.** With a prime  $c$  (below  $c = 5$  again), it turns out that to get the correct picture of the gray disks, we must omit the disks with the numerator  $R$  of  $t = 2\pi R/D$  divisible by  $c$ :



This still leaves twice as many disks—but it turns out that the “extra” disks (marked in red) are exactly what we wanted to add:

The red disks “match” the “sign-flipping” Lobachevsky-symmetries of  $f(t, s)$ .

<sup>222</sup>For example, we could not state explicitly which of the Apollonian circles are omitted on our pictures for  $c = 5$ .

In particular, the “sign-keeping” symmetries send gray and red disks to the disks of the same color, while the “sign-flipping” symmetries exchange the colors. The projections of the gray disks are the horizon-self-similar zones “keeping the signs”, and the projections of the red ones are for the “sign-flipping” zones. (The color depends on  $\left(\frac{R}{c}\right)$ .)<sup>223</sup>

The new process may be summarized as:

Remove some Ford circles, and “inscribe” smaller disks in the remaining circles.

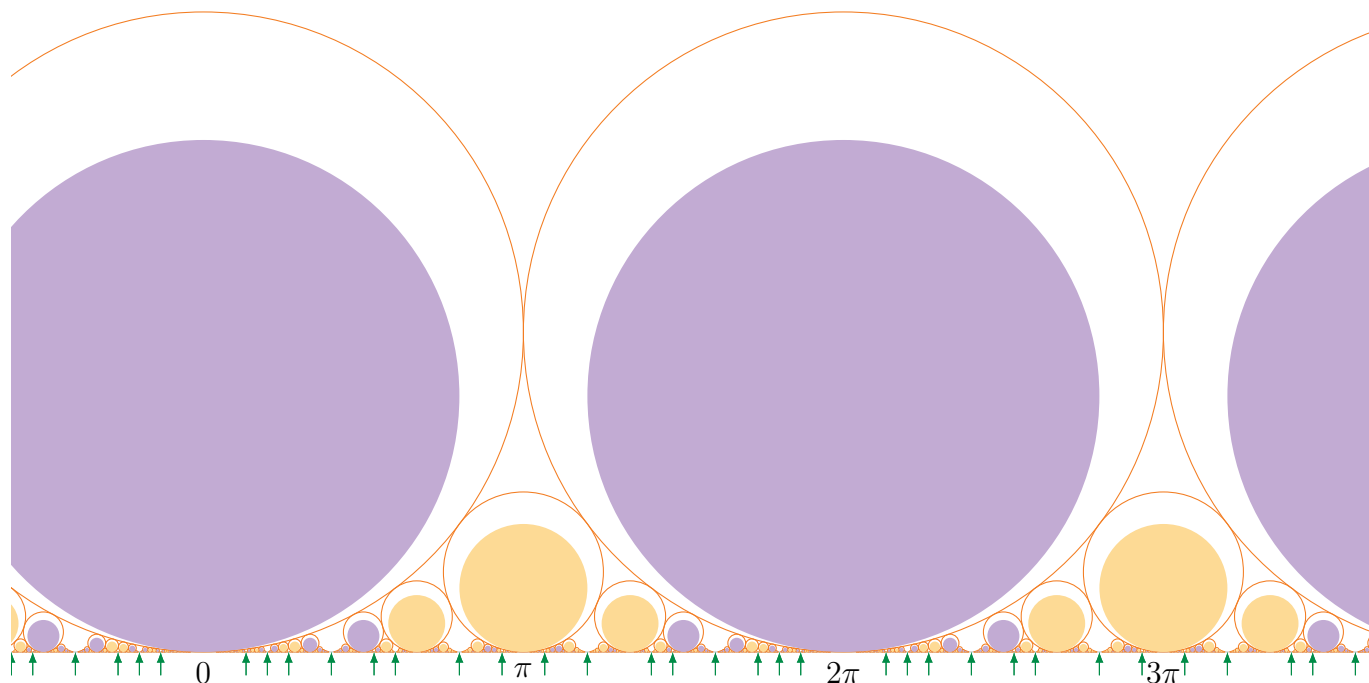
(The scaling factor for the smaller disks is  $4/c$ .)

As  $c$  grows, the coordinate  $t$  rescales, so the height of the strip goes down as  $2\pi/c$ , likewise for the step/pitch between the largest green circles. Moreover, the shaded disks would shrink (relative to the green circles); as a result, the horizon-self-similar zones become (relatively) more and more narrow. (This matches the behaviour we saw on our plots of  $F^{(-1)}(t)$ .)

### All horizon-similar zones

Above, we already doubled the collection of disks we consider by adding red disks to the gray ones. However, in Remark 55 on p. 74 we introduced yet another way to double: via adding the transformation  $T \mapsto -1/cT$  (of Hecke’s functional equation; here  $T = t/2\pi$ .) This transformation would multiply<sup>224</sup>  $f_{\mathbb{C}}$  and  $F_{\mathbb{C}}$  by a (complex) constant (which may be 1). In coordinate  $x$  this transformation becomes  $x \mapsto -c/x$ . **Conclusion:** to account for these additional zones, we need to add to the picture of Ford circles above its transform under  $x \mapsto -c/x$ .

However, one can immediately see that  $z \mapsto -1/z$  preserves the Ford–Apollonian gasket. (Here we extend the coordinate  $x$  on the horizontal axis to a coordinate  $z := x + iy$  on the upper half-plane with  $\text{Im } z \geq 0$ .) Hence a transform of the Ford–Apollonian gasket by  $z \mapsto -c/z$  is the same gasket upscaled  $c$  times. What remains is to shade the corresponding disks (purple and yellow, depending on whether the preimage of the Ford circle contains a gray or a red disk):



<sup>223</sup>Note that in the disk model, we had a gray disk tangent to the absolute at  $t = \infty$ . In half-plane model it becomes a half-plane  $\text{Im } x > \text{const}$ . We do not shade it, since it does not contribute to the zones in question anyway!

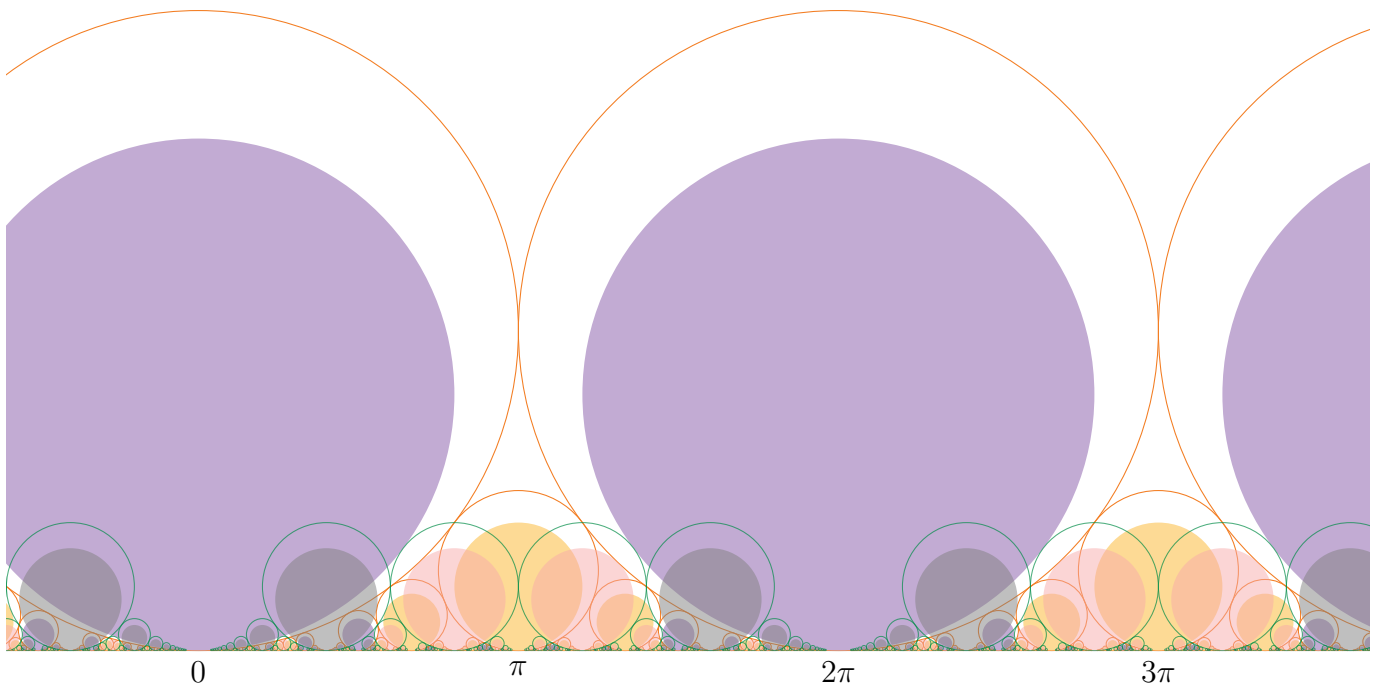
<sup>224</sup>Here again we need to consider  $F$  and  $f$  as *tensor* fields. (See Footnote 190 on p. 68.)

This time we must omit circles with tangency points  $t = 2\pi R/D$  with  $c|D$  (we mark a few of them with green arrows), and the color depends on  $\left(\frac{D}{c}\right)$  (violet is for  $\left(\frac{D}{c}\right) = 1$ ). **Conclusion:**

The orange circles and the green circles are tangent to the absolute in two complementary subsets of  $2\pi\mathbb{Q}$ .

In other words: the tangency points of green circles on the picture with gray and red disks on p. 75 coincide with positions of “omitted” Ford circles in the pattern of orange *circles*.

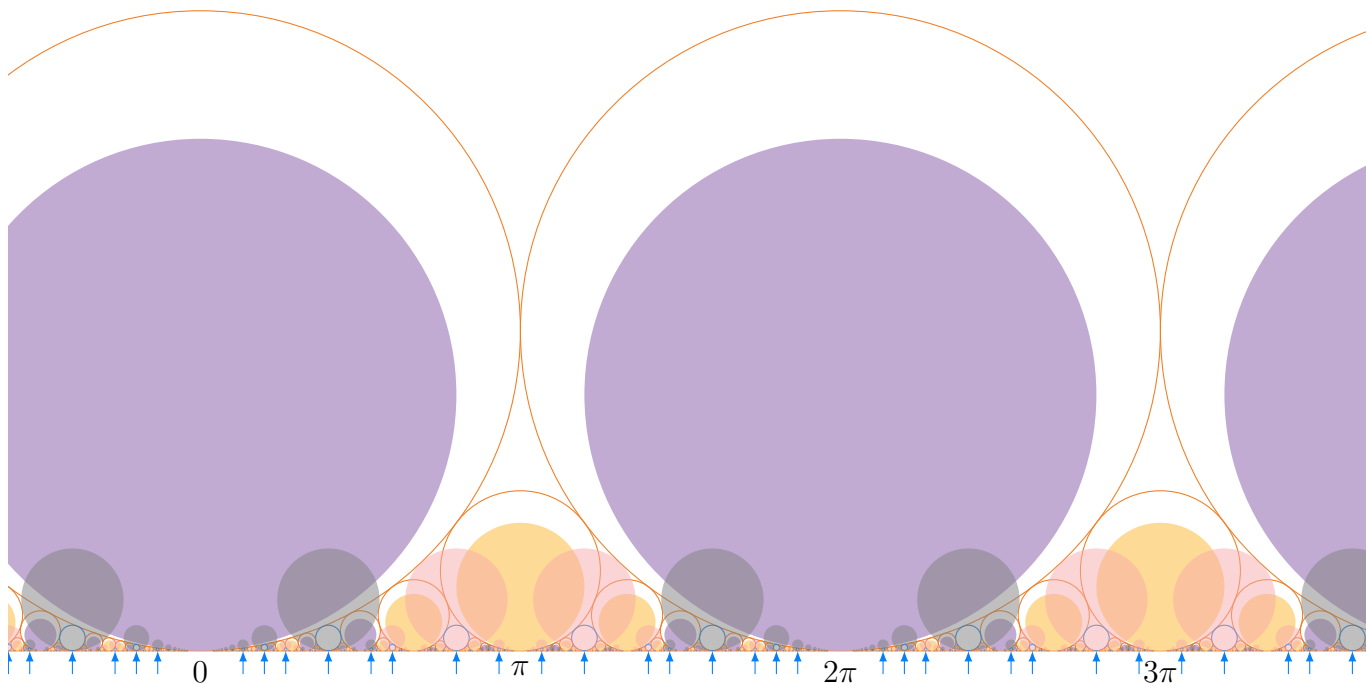
Overlaying the last two pictures on top of each other gives:



Even if we ignore the *disks*, the orange and green *circles* look like a mess. But we can fix this!

Indeed, now, as in the Ford arrangement, every rational multiple of  $2\pi$  on the boundary is the tangency point of exactly one orange or green circle — but while the diameters of orange circles are given by Ford’s rule ( $1/D^2$  on p. 75), the diameters of the green ones are  $c$  times too large. The fix is to

replace every green circle by a blue one with the same tangency point and  $c$  times smaller diameter:



This way, the orange and (tiny) blue *circles* form a perfect Ford pattern. Moreover, the remaining visual mess *of the disks* can be clarified by a simple recipe for their diameters:

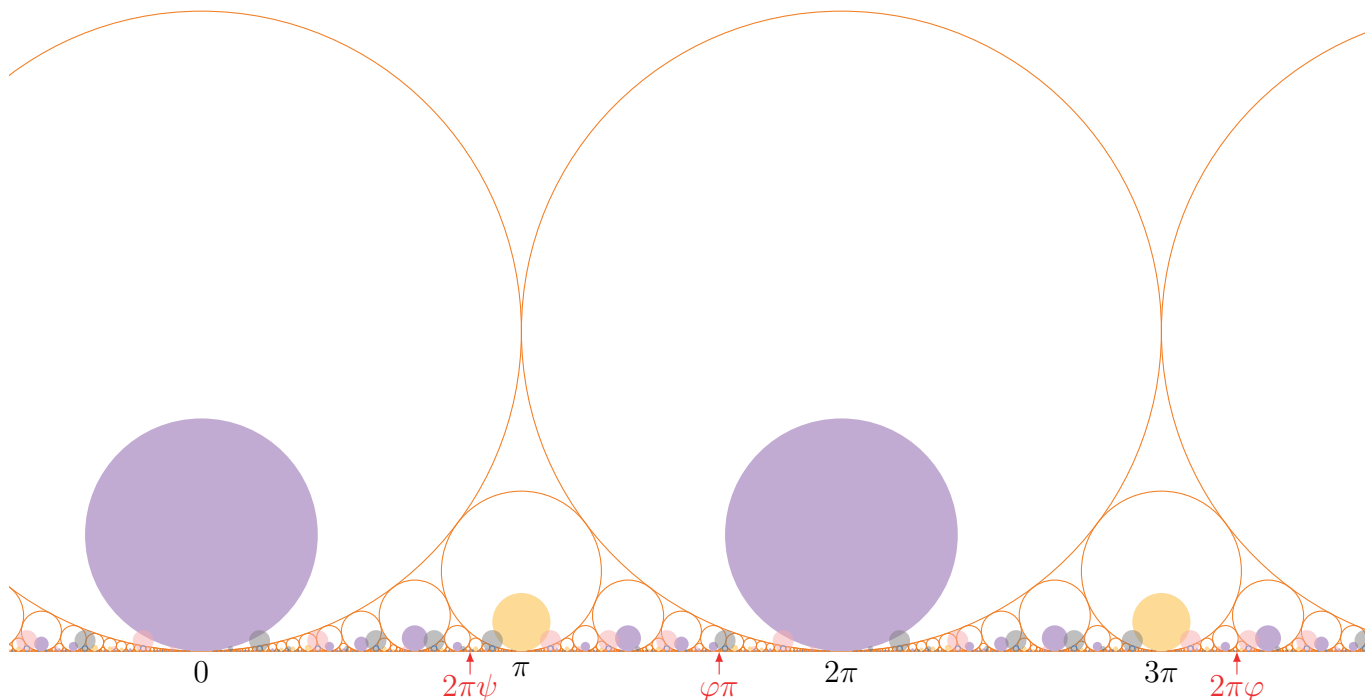
“Inscribe” smaller disks into the orange Ford circles. For every blue circle, “outscribe” a larger disk.

(The scaling factors are  $4/c$  and 4 for orange and blue circles correspondingly. The color is chosen depending on  $c|D$  in  $t = 2\pi R/D$ .) Summarize the relation of this picture with the fractal properties of  $F^{(-1)}(t)$ :

- Projections of gray and red disks are zones of visual horizon-self-similarity.
- Projections of violet and yellow disks are zones of visual horizon-similarity (self- for “even” case, to- $\text{Im } F_{\mathbb{C}}^{(-1)}(t)$  otherwise).
- In projections of yellow and red disks the horizon-similarity “flips” sign (but not for violet and gray disks).

When  $c$  grows (but remains prime), blue circles become more scarce (they match denominators  $D$  divisible by  $c$ ) and smaller. So although the size of gray and red disks relative to blue circles is  $c$ -independent, their possible sizes go down with  $c$ ,—and the rate of going down is similar to one for

violet and yellow disks. For example, below we illustrate  $c = 11$ :



Here  $\varphi := (1 + \sqrt{5})/2 \approx 1.6180$  and  $\psi := 1/(2 + 1/(1 + \varphi)) \approx 0.4198$ .

As above, orange and blue circles form the Ford pattern, violet and yellow disks are incised in orange circles, gray and red are outscribed “in” (tiny!) blue circles. Four different colors of disks correspond to the types of symmetry described in the bullet list above.<sup>225</sup>

### Complement to zones

One can restate our construction of the disks above for a prime  $c$  this way: to find a disk whose projection contains a given number  $t = 2\pi\alpha$ , we need to solve  $|\alpha - R/D| < 2/c \cdot 1/D^2$ , or to solve  $|\alpha - R/D| < 2 \cdot 1/D^2$  with  $c|D$  (which is equivalent to solving  $|c \cdot \alpha - R/D| < 2/c \cdot 1/D^2$  with  $c \nmid R$ ). Hence any number which is “not badly approximable” (can be approximated by rationals with more than quadratic precision) is in such a projection. (It is well-known that badly approximable numbers are “very rare”: they form<sup>226</sup> a “meagre subset of measure 0”.)

To give an example of such an exceptional number, we need  $\alpha$  such that both  $\alpha$  and  $c \cdot \alpha$  are “sufficiently” badly approximable. However, for  $c = 11$ , while  $\varphi$  is the usual suspect for an example of badly approximable numbers,<sup>227</sup> the number  $11\varphi = 17 + 1/(1 + 1/(3 + 1/(11\varphi + 6)))$  has infinitely many continued fraction coefficients being  $17 + 6 = 23$ —hence it has many approximations good for  $c < 46$ . Because of this,  $2\pi\varphi$  is in the projection of a gray disk for  $c = 11$ .<sup>228 229</sup>

<sup>225</sup>If  $c$  is not prime, one may need to repeat this process of addition of new colors of disks. For example, if  $c = p_1^{a_1} \dots p_l^{a_l}$  with distinct  $p_l$ , then instead of one extra symmetry  $-1/cT$ , it is possible to define  $l$  “independent” fractional-linear symmetries  $w_{p_1^{a_1}}, \dots, w_{p_l^{a_l}}$  (see Lemma 9.24 of Knapp’s *Elliptic curves*). This would increase the number of colors for the disks to  $2^{l+1}$ .

<sup>226</sup>It is still the same formulation as we had in Footnote 206 on p. 71. However, now we can relate our set of exceptions to a classical problem in number theory. In particular, any upper bound on the Hausdorff dimension of the set of solutions to  $|\alpha - R/D| \geq 2/c \cdot 1/D^2 \forall R, D$  works as an estimate for our exceptional set as well.

<sup>227</sup>It cannot be approximated by rationals with the required precision for  $c > 2\sqrt{5} \approx 4.472136$ .

<sup>228</sup>This is almost visible on the picture above—but one may need to zoom in a lot.

<sup>229</sup>Moreover, it is way easier to see that  $\varphi\pi$  is in a projection. This is not surprising since it is much easier to approximate  $\varphi/2$  (and also  $11\varphi/2$ ) by rationals.

On the other hand, both  $\psi$  and  $11\psi = \varphi + 3$  are extremely badly approximable by rationals — and  $2\pi\psi$  on the picture above behaves correspondingly.<sup>230</sup>

**Remark 56:** Here we want to get a very rough heuristical estimate of which part of the absolute is covered by the projections of the disks. First, focus on the projections of disks with the given denominator  $D$ ; they cover the fraction  $\approx \varepsilon_D \varphi(D)/D^2$  of the absolute; here  $\varepsilon_D = 4$  if  $c|D$ , and  $\varepsilon_D = 4/c$  otherwise. The averaged value  $\varepsilon$  of  $\varepsilon_D$  is about  $8/c$ . Heuristically, it looks reasonable to assume (as the 0th approximation!) that for different  $D$ , the intersections of zones behave as if the zones were “independent”. This leads to the estimate  $\prod_{D=1}^d (1 - \varepsilon_D \varphi(D)/D^2)$  for the relative size of what is not covered by projections of disks with  $D \leq d$ .

This product decreases as  $\text{const} \cdot d^{-6/\pi^2 \varepsilon}$ . We can estimate that to decrease the uncovered part by half, we need to increase  $d$  about  $10^{c/16}$  times; here we use  $48/\pi^2 \log_2 10 \approx 16.16$ .

So for  $c = 23$ , to see half of the graph of  $F^{(-1)}$  covered by the horizon-similar zones, we need to zoom so that we can see zones of width  $1/27$  of the period. On the other hand, for  $c = 971$ , one would need to zoom about  $10^{60}$  times.

Numerical experiments (easily done up to  $c = 59$ ) show that this estimate gives quite a good match. For example, for  $c = 23$  it turns out that to cover about half of absolute, one needs  $d = 23$  (instead of 27 above).<sup>231</sup>

---

<sup>230</sup>Similar examples of badly approximable numbers  $\Psi$  and  $c \cdot \Psi$  (those with the tail of continued fraction coefficients being 1,1,1,...) exist for a prime  $c = p$  when  $p$  has a quadratic residue mod 5. (For  $c < 50$ , this gives  $c = 5, 11, 19, 29, 31, 41$ .) We sketch a very rough scheme of the proof below.

First, one can immediately see that both  $\Psi$  and  $c \cdot \Psi$  should have the form  $(\alpha\varphi + \beta)/(\gamma\varphi + \delta)$  with integer coefficients and  $\alpha\delta - \beta\gamma = 1$ . From this it is easy to deduce that the condition above is necessary.

Moreover, if  $\gamma, \delta > 0$  and  $\Psi = (\alpha\varphi + \beta)/(\gamma\varphi + \delta) > 0$ , then the continuous fraction for  $\Psi$  has the required form. Try to solve  $c \cdot \Psi - \varphi \in \mathbb{Z}$ ; this equation can be reduced to  $\gamma\delta - \gamma^2 + \delta^2 = c$  having integer solutions. Indeed, given such a solution, one can find  $\alpha, \beta$  with  $\alpha\delta - \beta\gamma = 1$  and put  $\Psi := (\alpha\varphi + \beta)/(\gamma\varphi + \delta)$ ; then  $\delta|c\beta - \gamma$  and  $c \cdot \Psi = \varphi + (c\beta - \gamma)/\delta$  as required.

Furthermore, any solution to  $\gamma\delta - \gamma^2 + \delta^2 = c$  leads to another solution  $\gamma' = 2\gamma + \delta$ ,  $\delta' = \gamma + \delta$ ; moreover, if  $\delta > 0$ , then  $\delta' > 0$  and  $\gamma' > \gamma$ . Iterating this, one can immediately see that if a solution exists, there must be solutions with  $\gamma, \delta > 0$ .

(The rest requires more esoteric math. Existence of a solution to  $\gamma\delta - \gamma^2 + \delta^2 = c$  can be investigated via Hasse’s local-global principle; in the case of indefinite binary form  $\gamma\delta - \gamma^2 + \delta^2$  it says that it is enough to find solutions mod  $p^k$  for all  $k \geq 1$  and all prime divisors  $p$  of  $2c|D|$ ; here  $D$  is the discriminant, so  $|D| = 5$ . Moreover, the Product Formula for Hilbert symbol shows that one can replace “all  $p$ ” above by “all but one”. Skipping  $p = c$  leaves just  $p = 2, 5$  — which implies that the answer depends only on  $c \bmod 2^a 5^b$  with  $a, b \gg 0$ . A simple check improves this to  $a = 0, b = 1$ , and the criterion above.)

<sup>231</sup>In fact, this change from 27 to 23 is “as expected” with a bit more precise analysis of the product above. Indeed, note that the change of the product when  $d$  goes from  $kc - 1$  to  $kc$  is approximately as large as the change between  $kc$  and  $(k + 1)c - 1$ . Because of these, the answer for “when projections cover  $1/2$  of the absolute” tend to “be attracted” to multiples of  $c$ .

With such a correction, our estimate is reasonably good already for  $c = 7$ , and the total length of projections with  $d$  given by this formula tends to have only a tiny systematic error: it is close to  $1/2 + 1/c$  instead of  $1/2$ .



# Degrees higher than 3 and “extra distillations”

In construction! (Not yet optimized — but more or less complete — exposition.)

So far, in the context of the key question punctuating our notes:

Which prime numbers  $p$  appear as divisors of elements  $P_m$  of a polynomial sequence?

we encoded the answers into a sequence  $(\widetilde{N}_n^{\text{res}})$  of numbers, and demonstrated two situations (each “working” for certain  $P_n$ s) when *distillation*<sup>232</sup> to sequences  $N_n$  can uncover “hidden symmetries” in these answers.<sup>233</sup>

**Rank=1** The sequence  $N_n$  is periodic (and either even, or odd<sup>234</sup>). Periodicity and even/oddness are conditions of symmetry!<sup>235</sup>

**Rank=2** The Fourier transform  $F(t)$  of the sequence  $N_n$  has a rich collection of fractal symmetries.

We saw the case of rank 2 appearing for “non-abelian” (irreducible) polynomial sequences of degree 3. For  $P$  of degree 1, our “distilled sequence  $N_n$ ” is<sup>236</sup> 0. The remaining irreducible<sup>237</sup> cases of degree  $\leq 3$  lead to sequences of rank<sup>238</sup> 1.

In fact, we saw that for a prime  $p$ , the sequence  $(a_k) := (N_{p^k})$  satisfies a certain linear recurrence relation  $a_{k+r} = C_{r-1}a_{k+r-1} + \dots + C_0a_k$  of length  $r$ . Moreover, the minimal possible value of  $r$  is the same for all  $p$  (with only a finite number of exceptions) — and it coincides with the rank.<sup>239</sup>

This bird’s eye view leads to two most important conclusions:

- The “hidden symmetries” in different ranks looks completely unrelated. (Compare with Footnote 37 on p. 19 and Remark 43 on p. 56.)
- When one considers a “not fully distilled” sequence  $N_n$ , it is “merged” from separate “fully distilled parts”, hence the parts have “unrelated” symmetries. Therefore, these symmetries disappear when these parts “are merged together.”<sup>240</sup>

Finally, note that the abelian case for degree 3 is much more rare than the non-abelian: it happens when the discriminant is a square.<sup>241</sup> In particular, the hidden symmetry in the *general* case of a polynomial of degree 3 has rank = 2; so it cannot be exposed in the same way as in the degree 2.

The purpose of this chapter is to demonstrate that for larger degrees, the same effects continue to hold:

<sup>232</sup>... as in the section on p. 53.

<sup>233</sup>Here we want to use the new notion of “rank”. We explain this on p. 104.

<sup>234</sup>Meaning that the periodic continuation to  $n \leq 0$  either satisfies  $N_{-n} = N_n$ , or satisfies  $N_{-n} = -N_n$ .

<sup>235</sup>In fact, this case has an extra symmetry: the sequence  $N_n$  turns out to be *totally multiplicative*:  $N_{nm} = N_n N_m$  for any  $m$  and  $n$ . (We also use this notion in the section on p. 61. Note that being even/odd is a particular case of total multiplicativity — compare with Footnote 290 on p. 104.)

<sup>236</sup>Moreover, the “undistilled” sequence  $\overline{N}_n \equiv 1$  is the “trivial” case of rank 1.

<sup>237</sup>Recall that for polynomial sequences which are products of two polynomial sequences, the “key question” may be reduced to the factors. So it makes sense to consider only irreducible polynomials.

<sup>238</sup>For degree 2, the sequence  $N_n$  itself is of this form. In the “abelian” case of degree 3, the sequence  $N_n$  “distills” into two components  $\zeta_n$  and  $\bar{\zeta}_n$  of rank 1. (See the section on p. 110.)

<sup>239</sup>**N.B. (???) Mappings to other groups? (Take a minimal strict representation (to  $G$ ). Then any other is a sub in a tensor power, hence its image is included in the image of  $G \subset \text{GL}_n(\mathbb{C})$ .)**

<sup>240</sup>Recall that the sequence  $N_n$  is *already* a result of the (“naive”) distillation corresponding to breaking of  $\overline{N}_{p^k}$  into two parts: 1 and  $N_{p^k}$ .

<sup>241</sup>We put more details in Footnote 298 on p. 106.



- Rank > 2** The hidden symmetries in the general case of degree  $\geq 4$  cannot be exposed in the same ways as in degrees 2 or 3.
- Rank = 2**  
**New cases** For special (non-abelian) cases in degrees 4, the sequence  $N_n$  can be distilled into a sequence of rank 1 and a sequence of rank 2. Hence, one “distilled component” is periodic, the other gives  $F_{\text{dist}}(t)$  which is an exact fractal. The hidden symmetries in the general case of degree  $\geq 4$  cannot be exposed in the same ways as in degrees 2 or 3.
- Rank = 1**  
**New cases** In abelian cases of degree  $> 2$ ,<sup>242</sup> the sequence  $N_n$  can be distilled into several sequence of rank 1 (possibly with complex coefficients).

### Degree 4: the surprising (counter)examples

The main arc of these notes is the discussion of fractal properties of (the graphs of antiderivatives of) functions  $F(t)$  “corresponding” to counting modular solutions of cubic equations. Here we demonstrate what happens for equations of larger degree *if one follows the naive (direct) analogues* of the construction of  $F(t)$  working for degree 3. We are going to keep the notation  $F(t)$  for such a result.

As announced above, the Langlands program predicts that such cases are of higher rank 3 than what we considered before. In particular, one should not expect the resulting function  $F(t)$  to have the same fractality law as what we considered above.<sup>243</sup>

**Summary:** while in degree 4 it is not a problem to produce the sequence  $N_n$  (related to the number of roots of our polynomial mod  $n$ ), its Fourier transform  $F(t)$  *is not expected* to have fractal properties. In particular, there is no reason to expect that *the same* patterns of fractality as what we saw for degree 3. On the other hand, the actual plots below show that:

- Surprisingly, the graphs show *some* of characteristic features of symmetry w.r.t. the toy transform: for example, observe the “hourglass” shapes  appearing near  $t \in \pi\mathbb{Q}$ . The most prominent of these shapes is near  $t = 0$  (with a more symmetric hourglass).
- However, the graphs *do not* look like a toy transform of a *periodic* function. (The “shape” of oscillations changes when we get closer to “the waist of the hourglass”.)
- Furthermore, zooming near the waist of the hourglass shows the “flattened” zone: , provided we calculate the Fourier series by abruptly cutting the sum off at a certain place<sup>244</sup>. (In section on p. 135 we saw that these zones suggest a presence of discrete Fourier spectrum for  $F(1/t)/t$ .<sup>245</sup>)
- The fact that these features appear not only at  $t = 0$ , but also at other rational multiples of  $\pi$  is really surprising. (Recall that for degree 3, the horizon-self-similarity at  $t = 0$  is due to Hecke’s functional equation—which has direct analogues in every degree. So having something analogous at  $t = 0$ —and, as a corollary, at points of the Cantor hyperfamily<sup>246</sup>—is not *extremely* surprising. However, the validity at any  $t \in \pi\mathbb{Q}$  is quite analogous to going from Hecke’s functional equation to the whole Langlands program.)

I have no idea how to explain the appearance of these features. Below, the plots are provided without any explanation!

Recall that in plots for degree 3, we would start by showing the graphs near  $t = 0$ , but our final aim was to expose points  $t$  where horizon-*self*-similarity was present. For non-Maass cases,

<sup>242</sup>**N.B. (???) Not yet in this chapter!**

<sup>243</sup>Moreover, the “hidden symmetries” uncovered by the Langlands program are symmetries of a certain “new” object having very indirect relationship to  $F(t)$ . In fact, it seems that Langlands program does not say anything about  $F(t)$  in these cases.

<sup>244</sup>... as opposed to doing something like Cesàro summation, where instead of abruptly cutting the terms, one uses a smoother cut-off function.

<sup>245</sup>Recall that for degree 3, it is periodic, hence has *only* discrete spectrum, at frequencies  $1/4\pi^2 c\mathbb{Z}$ .

<sup>246</sup>Ref!

this required very strong zoom factors (quadratic in the conductor — which coincides with the field discriminant — compare with Footnote 401 on p. 134).

Since discriminants of irreducible polynomials of degree 4 cannot be very low, it is not computationally feasible to show such regions of horizon-self-similarity. Instead, we proceed as on p. 58 and show what *would be a non-trivial*<sup>247</sup> region of *just* horizon-similarity (in fact, it would be a horizon-similarity to  $\text{Im } F_{\mathbb{C}}^{(-1)}(t)$ ; see Footnote 150 on p. 58).

Moreover, recall that the conductor in the case of degree 3 was controlled not by the discriminant of the polynomial, but by its divisor, the *field discriminant*. (Compare with Footnote 401 on p. 134. For non-abelian case of degree 3, the conductor was equal to the field discriminant; for abelian, the conductor is the square root of this number.) So in the examples below we describe the field discriminant; moreover, it still seems that this number controls the size of the hourglass regions in very similar way to how it was working in degree 3.

In addition to what is described above, in the graphs below it makes sense to pay attention to:

- Near the waist of the hourglass, the amplitude of oscillation decays a tiny bit slower than in degree 3. This suggests that it is a toy transform of a function of very slow growth.<sup>248</sup>
- Absence of jumps and/or log-spikes (compare with our Eisenstein plots on p. 114; they also appear in the first — not-fully-distilled — example below) indicates that what we have may be related to something *cuspidal* (see Footnote 335 on p. 118).

This leads to

**Conjecture:** *for sequences  $N_n$  corresponding to polynomials of degree 4, the Fourier transform of  $N_n/n$  behaves as described above, unless the Galois group is abelian or dihedral.*

In turn, this may be amplified this way (compare with the section on p. 160):

**Question:** *Does this hold for all “Artin cases” of “components” of actions of finite Galois groups?*

Finally, recall that discriminants of “random” polynomials of high degree have a tendency to be very high. So instead of taking “beautiful” polynomials (such as our  $M$ -family, see the section on p. 134), below for every “type” we choose a special polynomial with the field discriminant as low as possible.

This finishes the introduction, and finally, we can provide the examples themselves.<sup>249</sup>

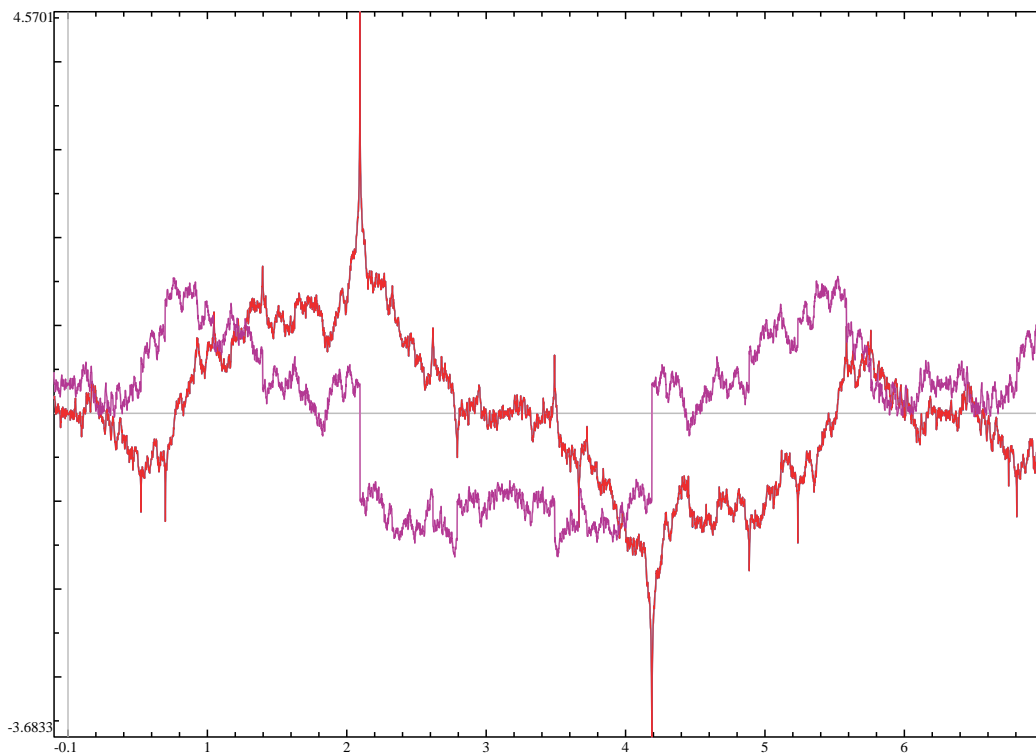
We start with the polynomial  $x^4 - x^3 - x^2 + x + 1$  with the smallest magnitude of the field discriminant:  $D = 9 \times 13 = 117$ . It has no real roots and is not abelian, and the Galois symmetries form the dihedral group  $D_4$ . This implies that the corresponding motive (of rank 3) is not fully distilled (it breaks into two, of ranks 1 + 2; compare with Footnote 510 on p. 161), so it is not surprising that the corresponding graphs of  $F^{(-1)}(t)$  “change via jumps”! This shows a bit more than one period

<sup>247</sup>Recall that for degree 3, the “trivial” points of self-similarity are those in Cantor hyper-family. If the function  $F(t)$  has extra symmetries (as in the section on p. 44), the images of trivial points under these symmetries should be also considered “trivial”.

<sup>248</sup>Examples below suggest logarithmic growth; see the plot on p. 88.

<sup>249</sup>The polynomials in these examples may be found using the “Online tables of number fields” (see the notes on p. 173). The gory details on Galois group for polynomials of degree 4 are summarized in Keith Conrad’s notes *Galois groups of cubics and quartics (not in characteristic 2)*.

of the real and imaginary parts:

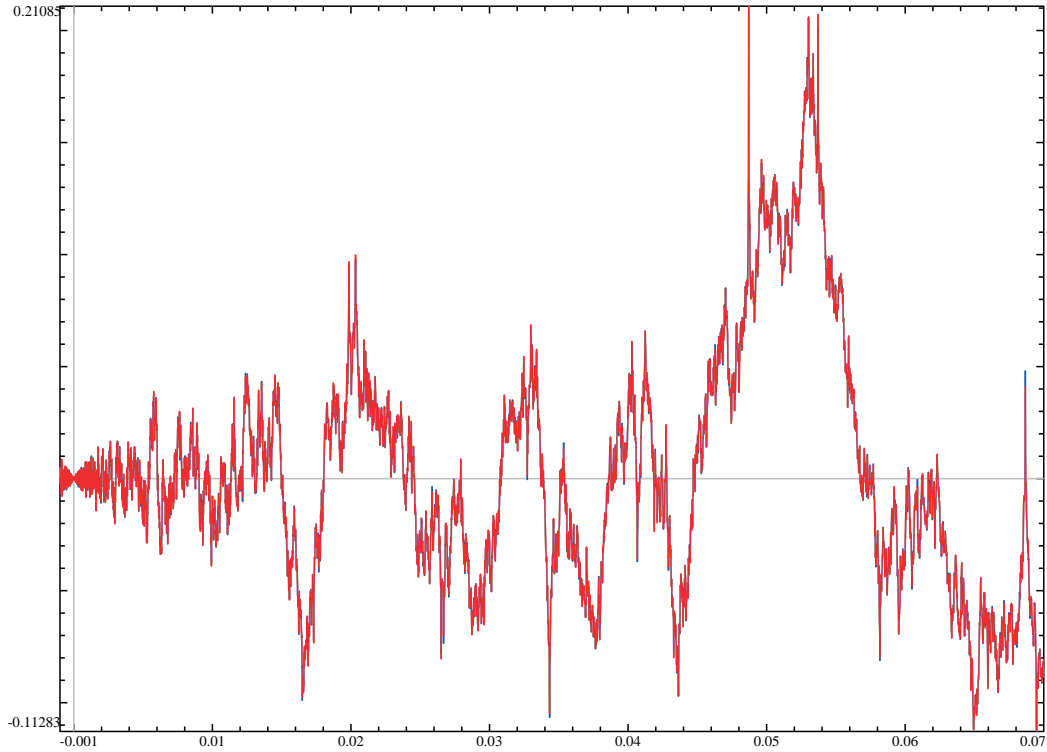


The real part has log-spikes, while the imaginary parts has jumps<sup>250</sup> (this is similar to what we already saw in other examples of non-distilled motives<sup>251</sup>).

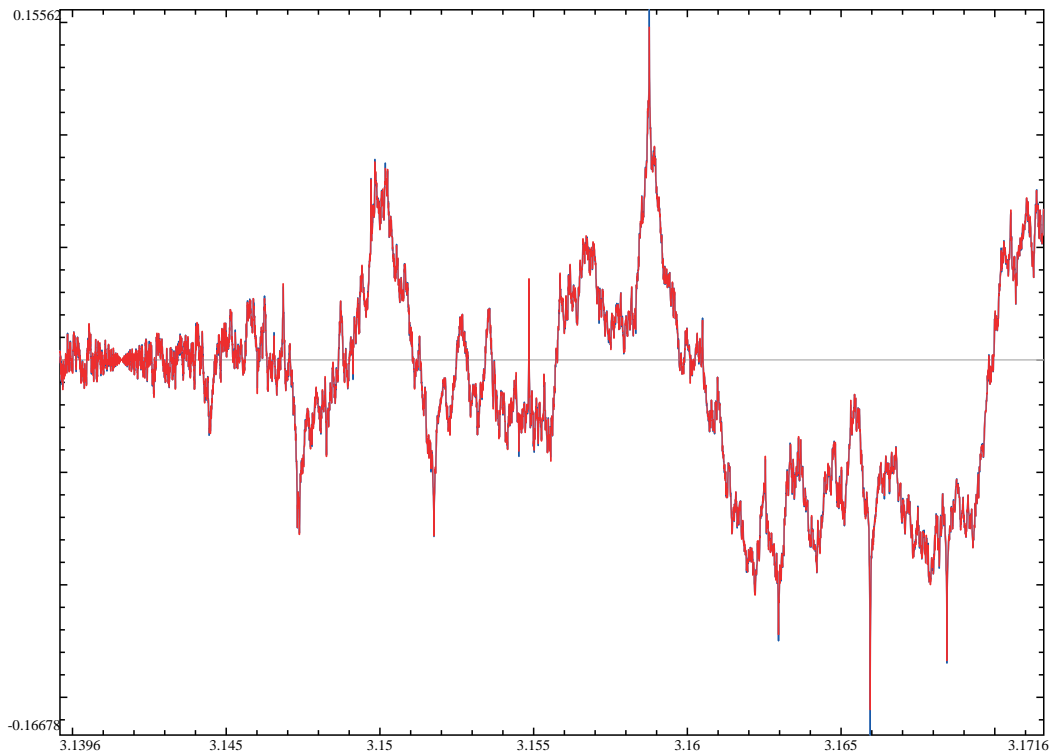
<sup>250</sup>These two features are closely related. See Footnote 161 on p. 62.

<sup>251</sup>Note that this is a much more complicated example than the non-distilled motives we demonstrate in these notes: they either mix a constant sequence  $N_n$  with a periodic  $N_n$  (for reducible cubic polynomials; see the section on p. 114), or two periodic  $N_n$ s (for abelian=cyclic cubic polynomials). *This* example mixes a “periodic” motive with a “modular form” motive.

Here is how it looks near 0:<sup>252</sup>



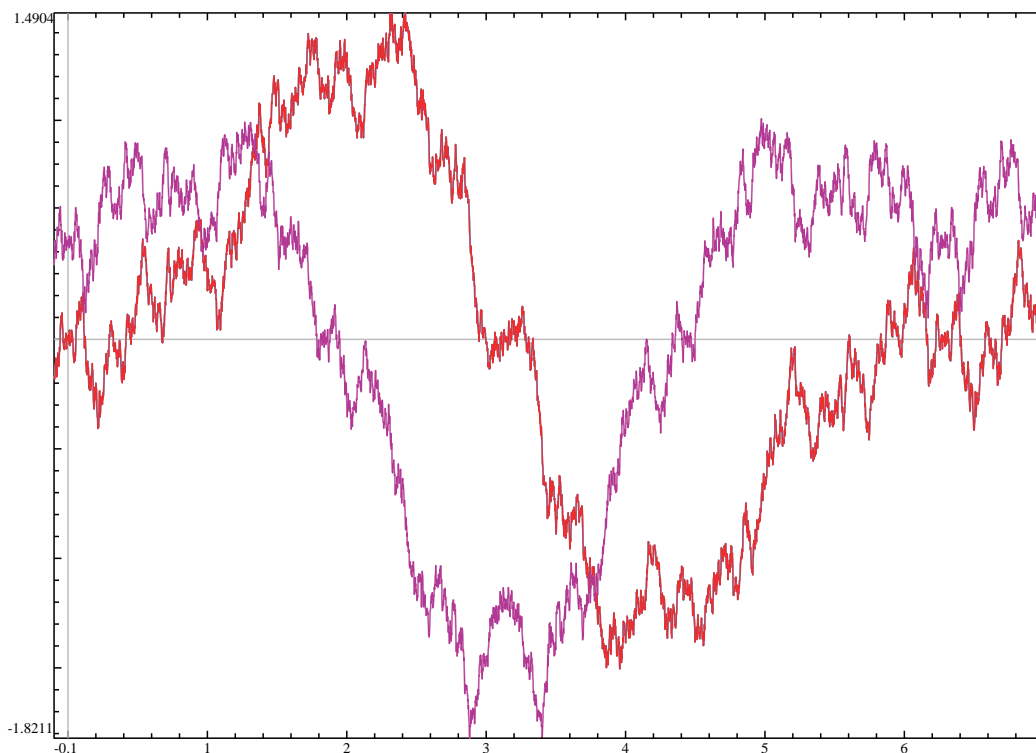
Here is the magnified view near  $t = \pi$ :



<sup>252</sup>Zooming into this graph shows that the top/bottom asymptotic near 0 are not linear, and follow the  $C|t \log(t/K)|$ -law we discuss below for field discriminant  $D = 229$ .

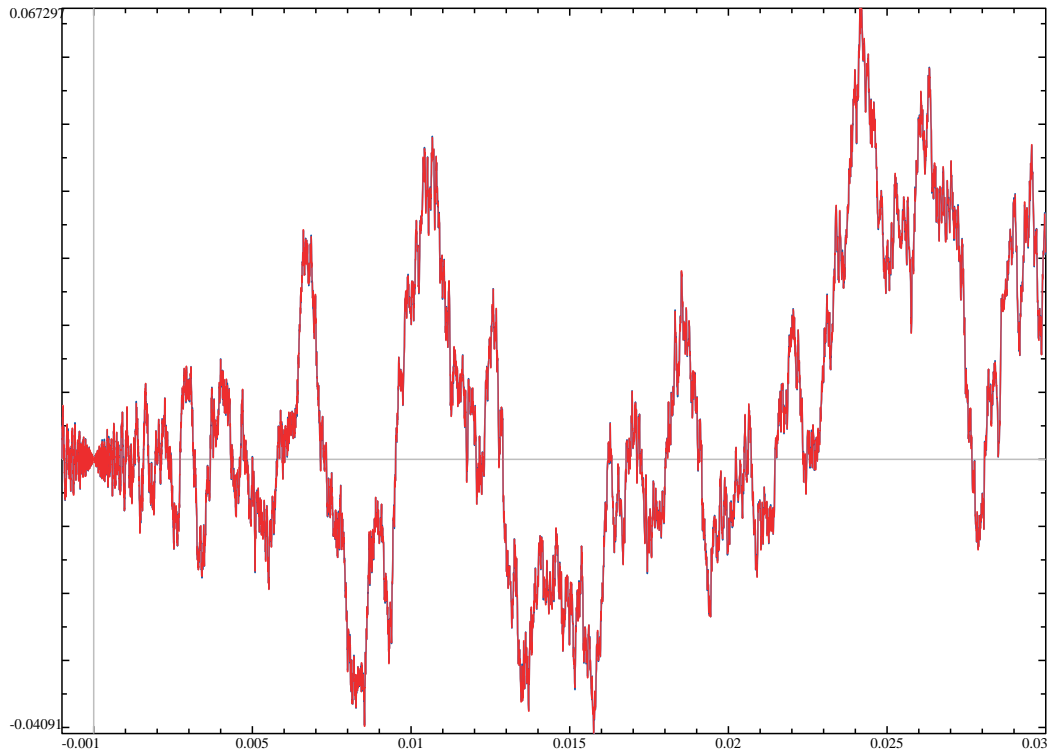
While the behaviour on the sides of the jump does not look like toy transform of a *periodic* function, the “hourglass” shape shows that it is a toy transform of an oscillating function *of very slow growth!* (Another interesting feature is the presence of noticeable “spikes” even that close to  $t = \pi$ . In examples we saw before the widths of spikes were exponentially decreasing, so there were very few “high” spikes visible with our discretization.)<sup>253</sup>

Our next example is the polynomial  $x^4 - x + 1$  with the smallest magnitude of the field discriminant for the case of a fully distilled motive:  $D = 229$  (which is a prime number). It again has no real roots, and the Galois symmetries form the symmetric group  $S_4$ . Observing about one period of the real and imaginary parts:

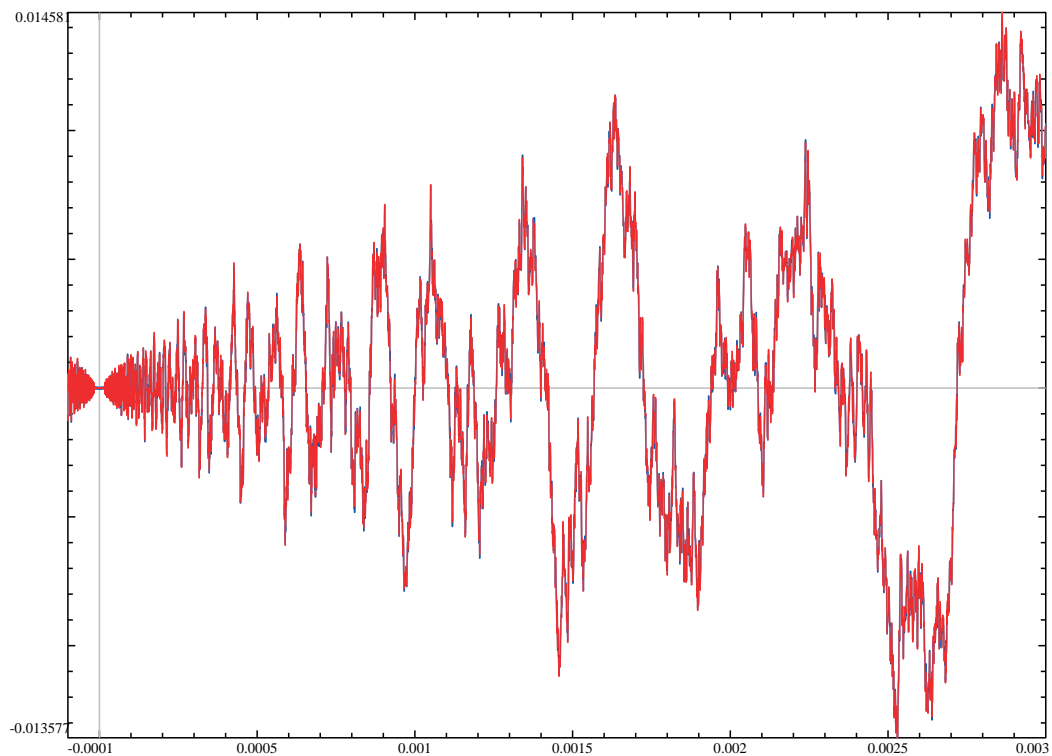


<sup>253</sup>**N.B. (???) Plot also  $F^{(-1)}(t)$  for the irreducible 2-dimensional representation of the Galois group.**

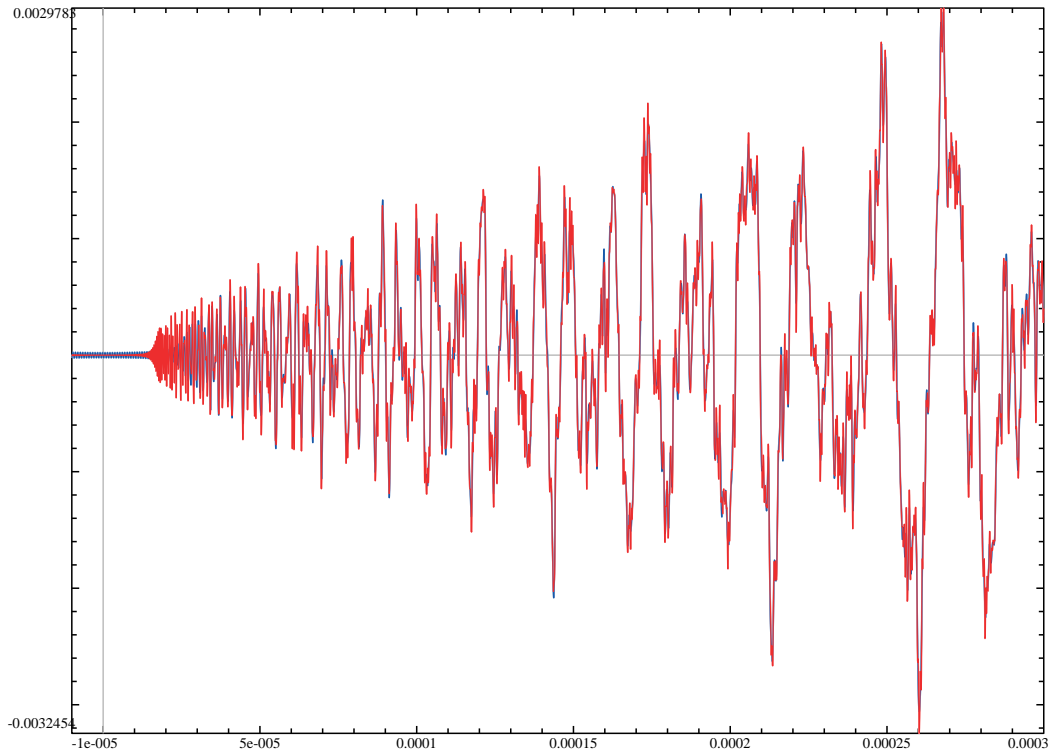
shows neither jumps/spikes, nor other types of discontinuity. When we look near 0:



we again can see a “hourglass”: the behaviour resembling two top- and bottom-asymptotes as  $t \rightarrow \pi+0$  which are “almost straight”. Moreover, zooming in 10 times shows that these “asymptotes” become steeper when we get closer to the “waist”:

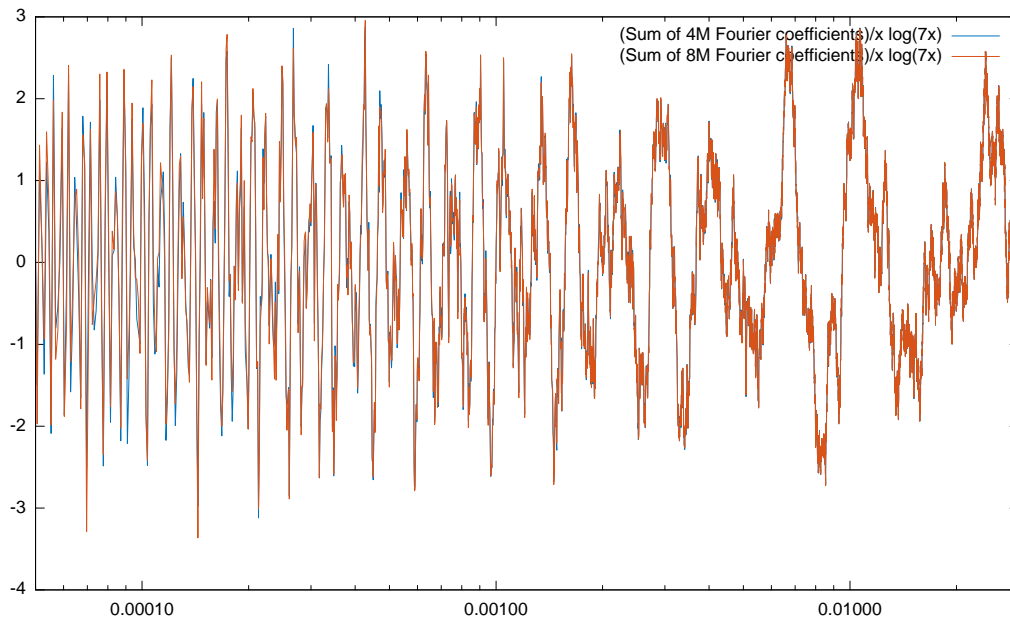


(So we can start to suspect that the “hourglass” is actually non-linear!) Zoom in 10 times more:



Here the “hourglass asymptotes” look almost linear now.<sup>254</sup>

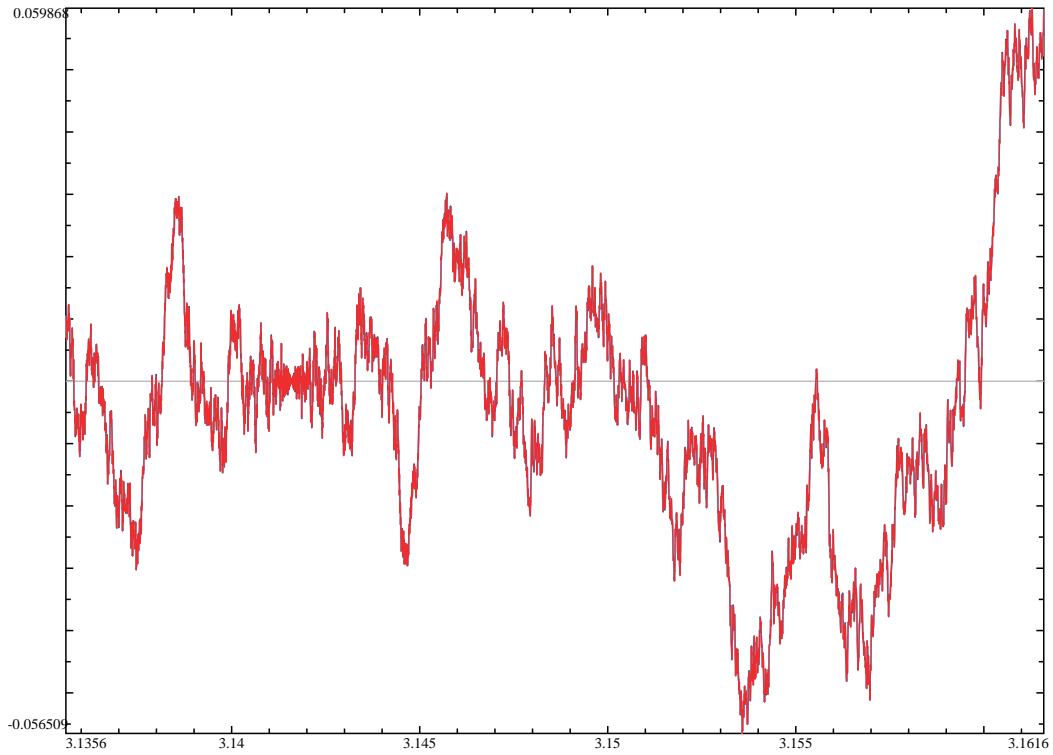
In fact, the non-linearity of the “asymptotes” of the “hourglass” suggests that  $C \cdot t \log t$  may be a better approximation for the asymptotic behaviour. This looks very plausible: on this plot we divide by  $t \log t$  (the  $\log t$  horizontal coordinate allows better view of what happens on different scales; the precision is abysmal near the left edge of the plot):



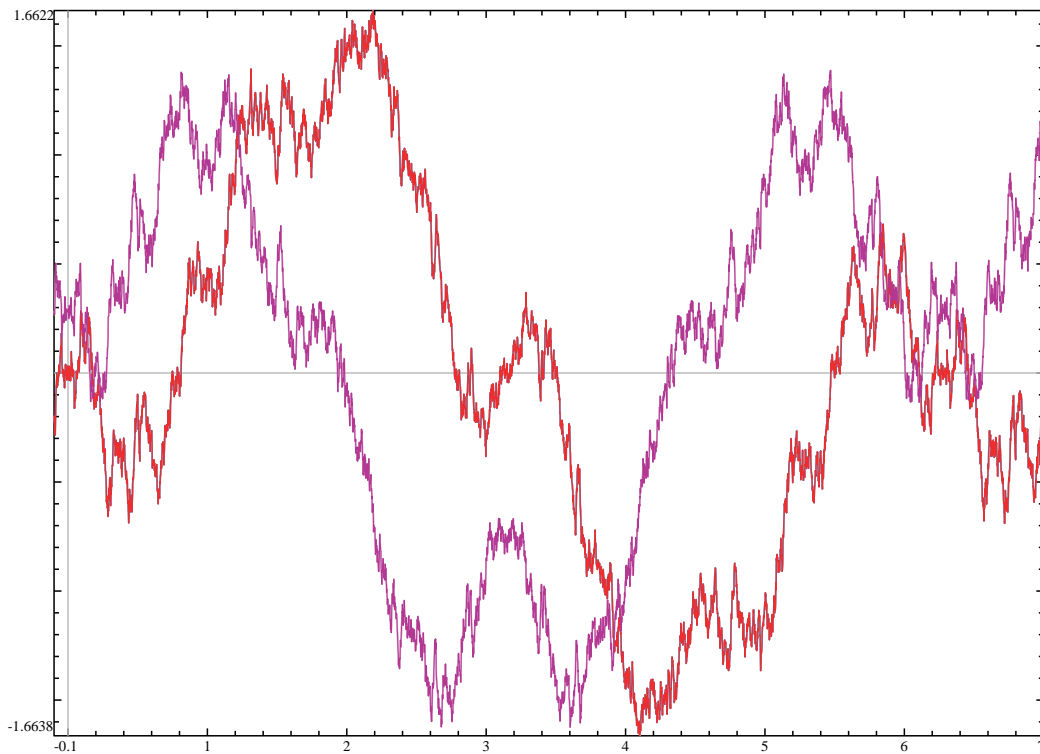
<sup>254</sup>However, a flattened zone becomes very visible. See Footnote 93 on p. 40.



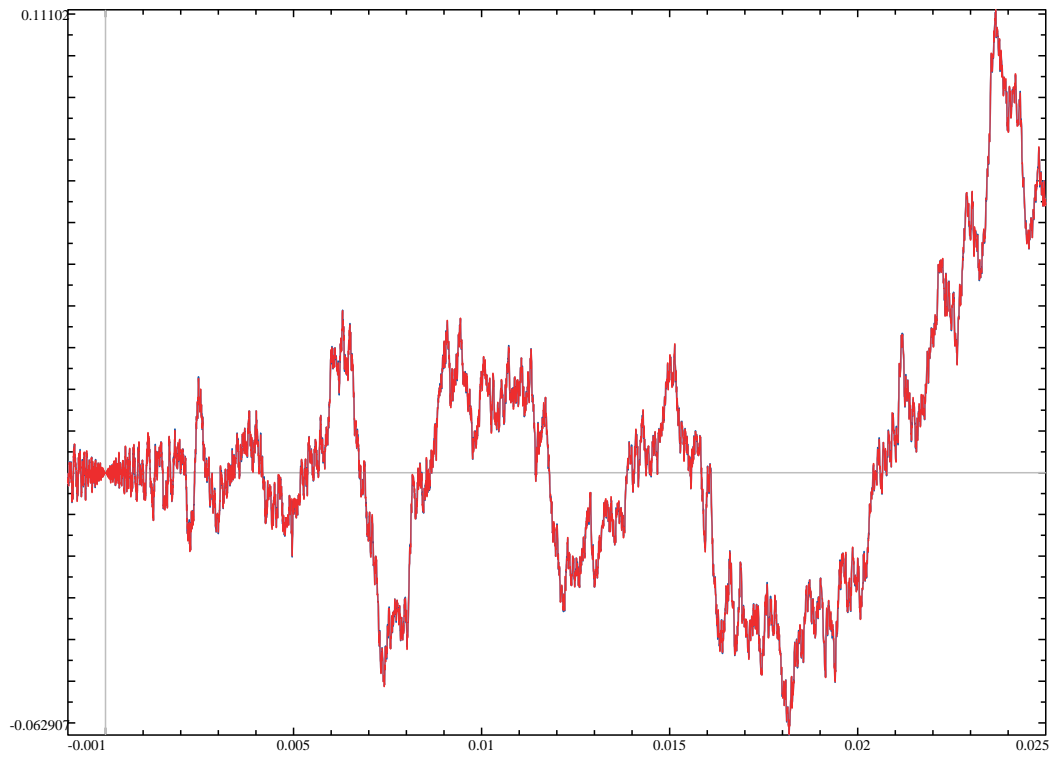
One can check that near  $t = \pi$  very similar effects appear (we do not show the pictures with higher zooms — but they behave as above):



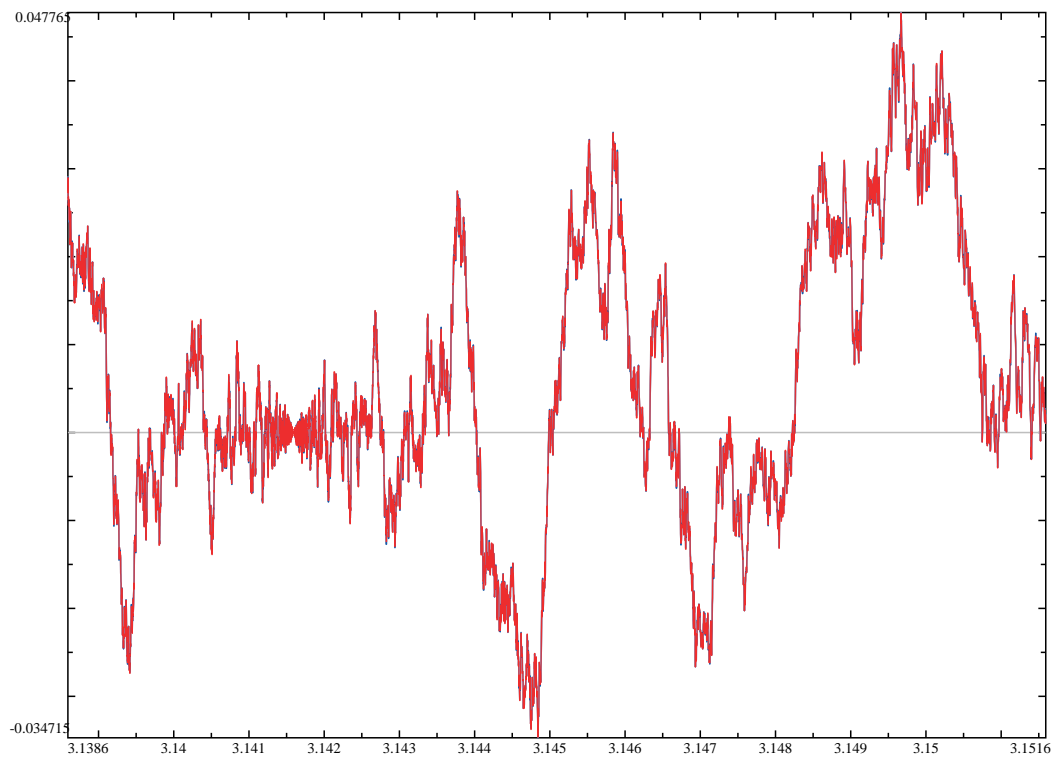
The minimal magnitude of a negative field discriminant with a fully distilled motive is  $D = -283$  (which is a prime number). The polynomial is  $x^4 - x - 1$  with two real roots and the Galois group  $S_4$ . The plots as above still show no visible discontinuities:



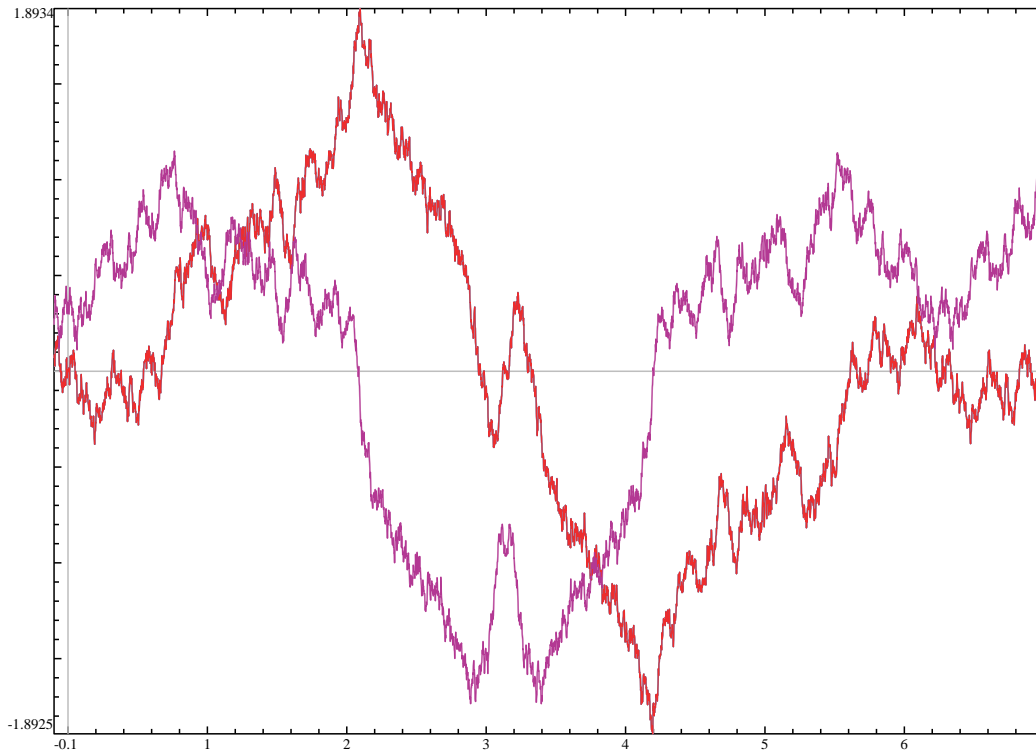
Here is how it looks near 0:



Near  $t = \pi$  one can see yet another “irregular hourglass”:

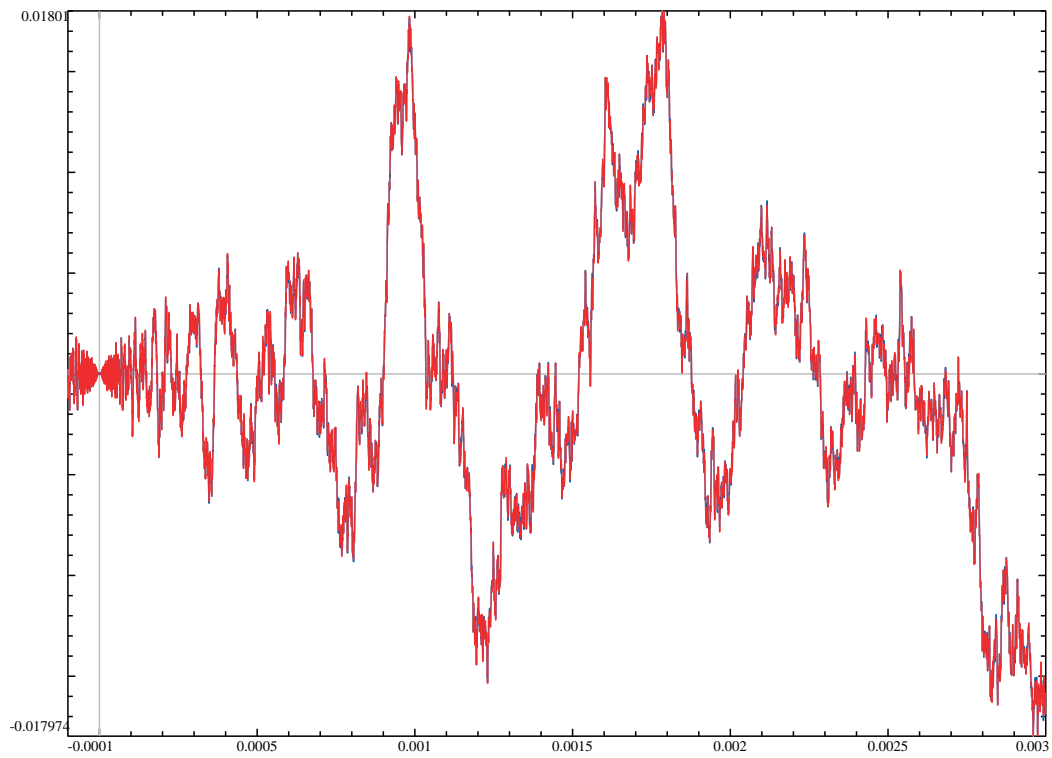


Next, consider  $x^4 - 4x^2 - x + 1$ ; it has 4 real roots, and the smallest field discriminant for such a case of a distilled motive<sup>255</sup>:  $D = 19 \times 103 = 1,957$ . Its Galois group is  $S_4$ . Here is one period of the real and imaginary parts:

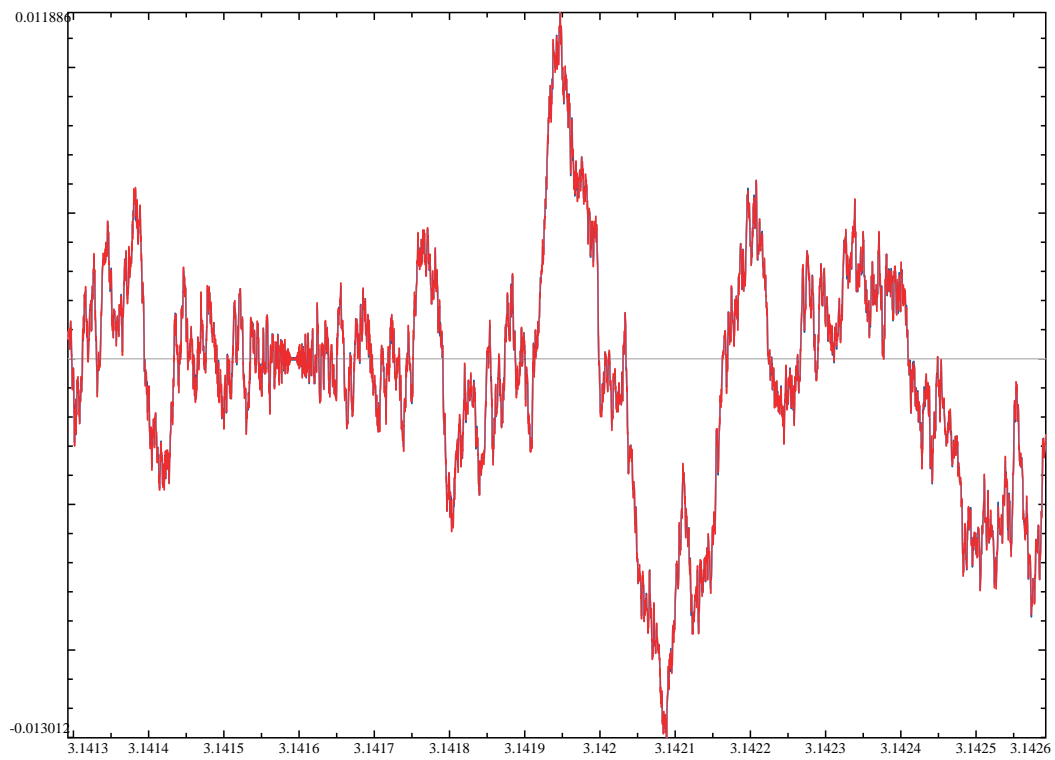


<sup>255</sup>Moreover, another measure of complexity, the narrow class number (hence class number) turns out to be trivial:  
1. So this example is “the simplest one” in all the possible senses.

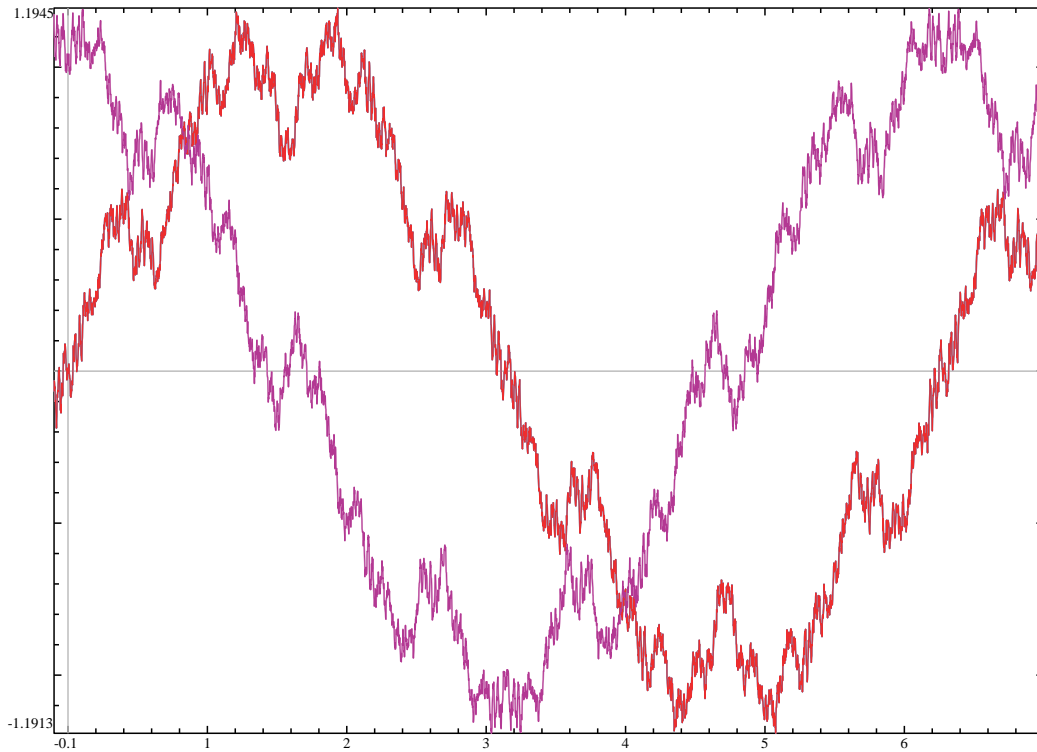
Near  $t = 0$  it still shows no horizon-similarity:



The behaviour near  $t = \pi$  should not be surprising now:

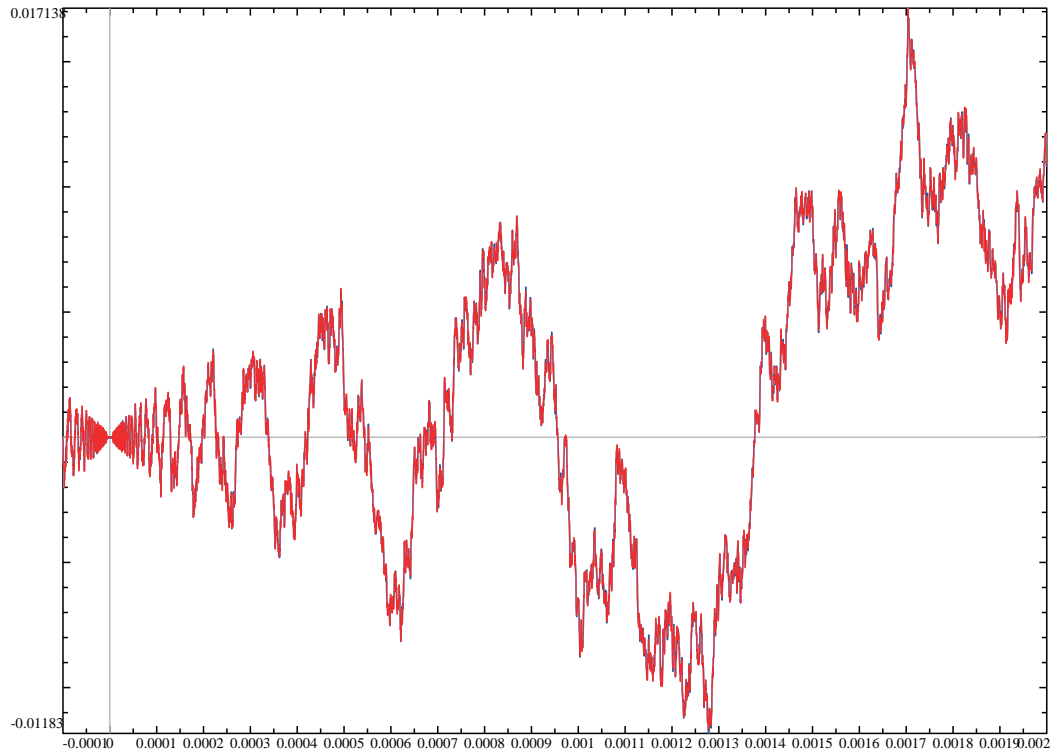


Finally, consider  $x^4 - 2x^3 + 2x^2 + 2$ , with the smallest field discriminant which is a square, and leads to a distilled motive:  $D = 56^2 = 3,136$ . It again has no real roots,<sup>256</sup> and (since the discriminant is a square) the Galois symmetries form the alternating group  $A_4$ . The graph of about one period of the real and imaginary parts shows that the plot has “extra symmetries” (as in the section on p. 44): it is  $\pi$ -antiperiodic:

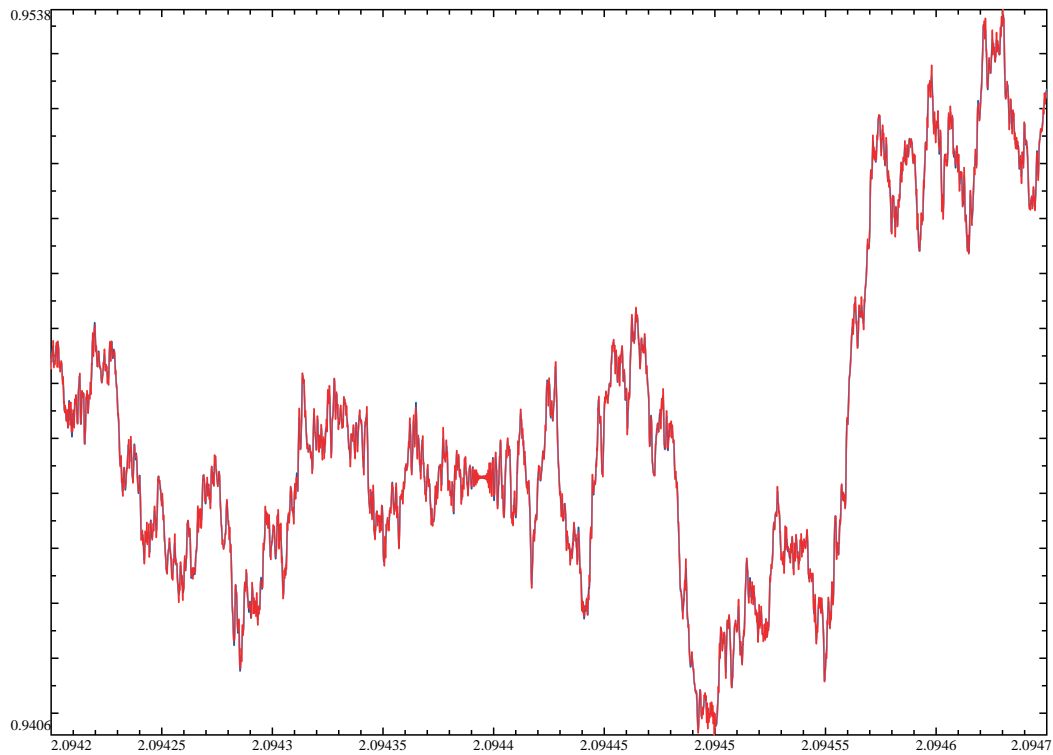


<sup>256</sup>The smallest square field discriminant  $D = 163^2 = 26,569$  for the case with real roots ( $x^4 - x^3 - 7x^2 + 2x + 9$ ) is too large to hope to see patterns in the graphs.

Here is how it looks near 0:



The graph near  $t = \pi$  is the sign-flipped graph near  $t = 0$ . Instead, we plot the behaviour near  $t = 2\pi/3$ , with a familiar “irregular hourglass”:



### The “extra” distillation in degree 4 and the “expected” behavior

Our construction of a graph associated to a polynomial  $P$  goes through 3 steps:

- Find numbers  $N_{p^k}$  following specific recipes (see below).
- Use the formula  $N_{mn} = N_m N_n$  valid for mutually prime  $m$  and  $n$  (*multiplicativity*).
- Plot the antiderivative of the Fourier transform  $F(t)$  of the sequence  $(N_n)$ .

So far, we had two descriptions of what the numbers  $N_{p^k}$  *actually mean*: one in Footnote 125 on p. 52, and the other in the section on p. 100 (the compatibility of these descriptions was discussed in Footnote 277 on p. 102). While we illustrated these recipes only on examples of polynomials of small degree, it is straightforward<sup>257</sup> to generalize them to arbitrary polynomials.

However, in the preceding section we saw that in case of  $\deg P = 4$ , while the resulting graphs are *fractal-like*, they are not *exact fractals*. In particular, this *is not the way* to uncover “the hidden symmetries”. This happens because for  $\text{rank} > 2$ , the hidden symmetries predicted by the the Langlands program act on something which is much harder to describe than the function  $F(t)$ .

Here we do not try to explain<sup>258</sup> which symmetric object replaces  $F(t)$  when  $\text{rank} > 2$ , but instead we focus on *the exceptional polynomials*  $P$  of degree 4 for which *there are* “hidden symmetries with  $\text{rank} = 2$ ” (so the Langlands program describes symmetries of *an explicitly provided function*<sup>259</sup>). Recall that above we saw one case (on p. 83), of Galois type<sup>260</sup>  $D_4$ , where  $F^{(-1)}(t)$  had jumps and “spikes”—and we claimed that they are due to the sequence  $(N_n)$  being “not fully distilled”. Moreover, recall that every step of distillation simplifies each sequence  $(N_{p^k})$  (see Remark 39 on p. 54); this decreases the rank.

In the case  $D_4$  the second distillation decreases the rank from 3 to 2—which is related to exact fractals  $F(t)$ . If one believes this, plugging the simplified sequence  $(N_n^{\text{dist}})$  into the construction above (instead of  $N_n$ ) should give the Fourier transform  $F_{\text{dist}}(t)$  which is an exact fractal—and the fractality laws are *exactly* the same as what we saw in degree three!

Moreover, in the case  $D_4$  it is possible to treat the “extra distillation step” as a very simple “black box”: given the initial sequence  $(N_{p^k})$ , the following rules produce  $(N_{p^k}^{\text{dist}})$ .<sup>261 262</sup>

$(N_{p^k})$ before the 2nd distillation	Switch( $p$ )	$(N_{p^k}^{\text{dist}})$
$(3, 6, 10, 15, \dots)$		$(2, 3, 4, 5, \dots)$
$(-1, 0, 0, 1, -1, 0, 0, 1, -1, 0, \dots)$		$(0, -1, 0, 1, 0, -1, \dots)$
$(-1, 2, -2, 3, -3, 4, -4, \dots)$	1	$(-2, 3, -4, 5, \dots)$
	-1	$(0, 1, 0, 1, 0, 1, \dots)$
$(-1, 1, -1, 1, \dots)$		$(0, 1, 0, 1, 0, 1, \dots)$

Note that in all the cases except for  $(N_{p^k}) = (-1, 1, -2, 3, -3, 4, -4, \dots)$  the sequence  $(N_{p^k}^{\text{dist}})$  is determined by  $(N_{p^k})$ , however, in the exceptional case we also need to know one more bit of information:  $\text{Switch}(p) = \pm 1$ . Anyway, for our example polynomial  $x^4 - x^3 - x^2 + x + 1$  of type  $D_4$ , this bit may be determined as<sup>263</sup>  $\text{Switch}(p) = \pm 1 \equiv_3 p \pmod 3$ .

<sup>257</sup>We cover the general case in the section on p. 100.

<sup>258</sup>We do this in the section on p. 158.

<sup>259</sup>**N.B. (???) Ref? Need to write explicitly earlier!**

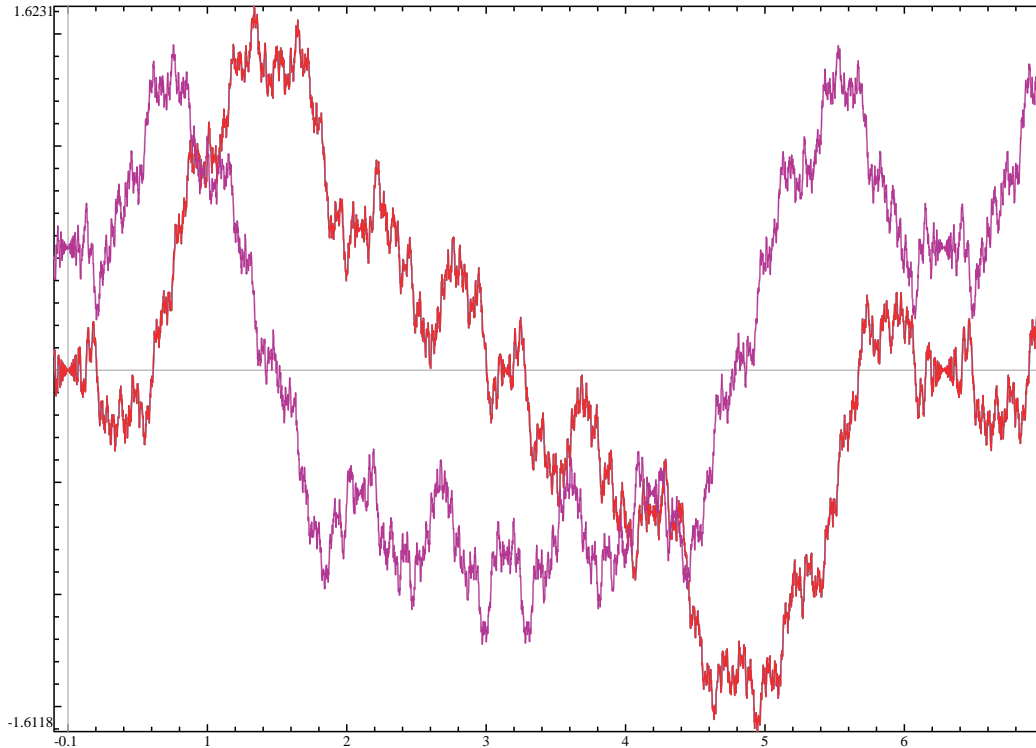
<sup>260</sup>This notion is discussed in Footnote 249 on p. 83.

<sup>261</sup>We postpone discussion of these rules until the section on p. 99.

<sup>262</sup>5 rows in this table correspond to 5 flavors (“conjugacy classes”) of symmetries of a square: rotations by  $0^\circ$ , or by  $\pm 90^\circ$ , or by  $180^\circ$ , or reflections in vertical-or-horizontal or diagonal mirrors. Compare with the table on p. 107.

<sup>263</sup>In general, this is  $\left(\frac{\Xi}{p}\right)$  for  $\Xi = -3$ , or  $\left(\frac{p}{3}\right)$ . See Remark 63 on p. 108.

Recall that this is the polynomial<sup>264</sup> of type  $D_4$  with the smallest magnitude of the field discriminant,  $D = 9 \times 13 = 117$  (and no real roots). The plot of the real and the imaginary parts of the antiderivative  $F_{\text{dist}}^{(-1)}(t)$  of the Fourier transform  $F_{\text{dist}}(t)$  of the sequence  $(N_n^{\text{dist}})$ :



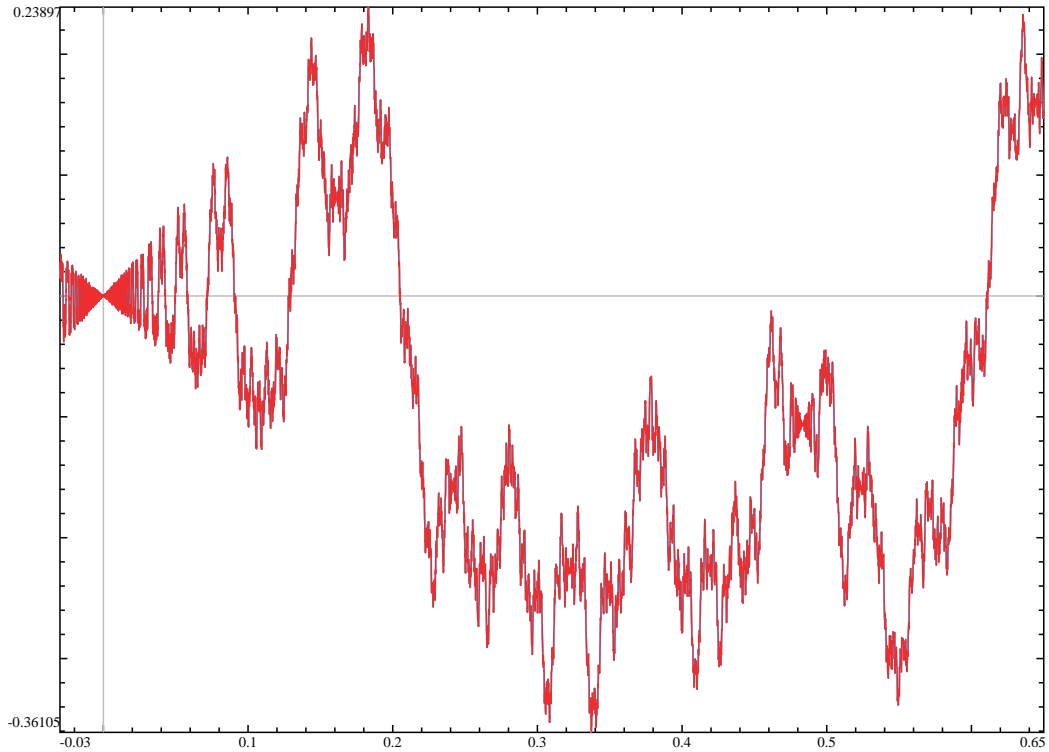
shows clear signs that it is indeed an exact fractal.

---

<sup>264</sup>**N.B. (???) Should we consider also  $x^4 - x^3 + 2x - 1$  which has not 2, but 1 signs “-” (2 real roots) in the field discriminant  $D = -5^2 \cdot 11 = -275$ ? Should not this be combined with the sign of  $\Xi$ ? Likewise,  $x^4 - x^3 - 3x^2 + x + 1$  has 0 signs “-” (4 real roots), and  $D = 5^2 \cdot 29 = 725$ .**

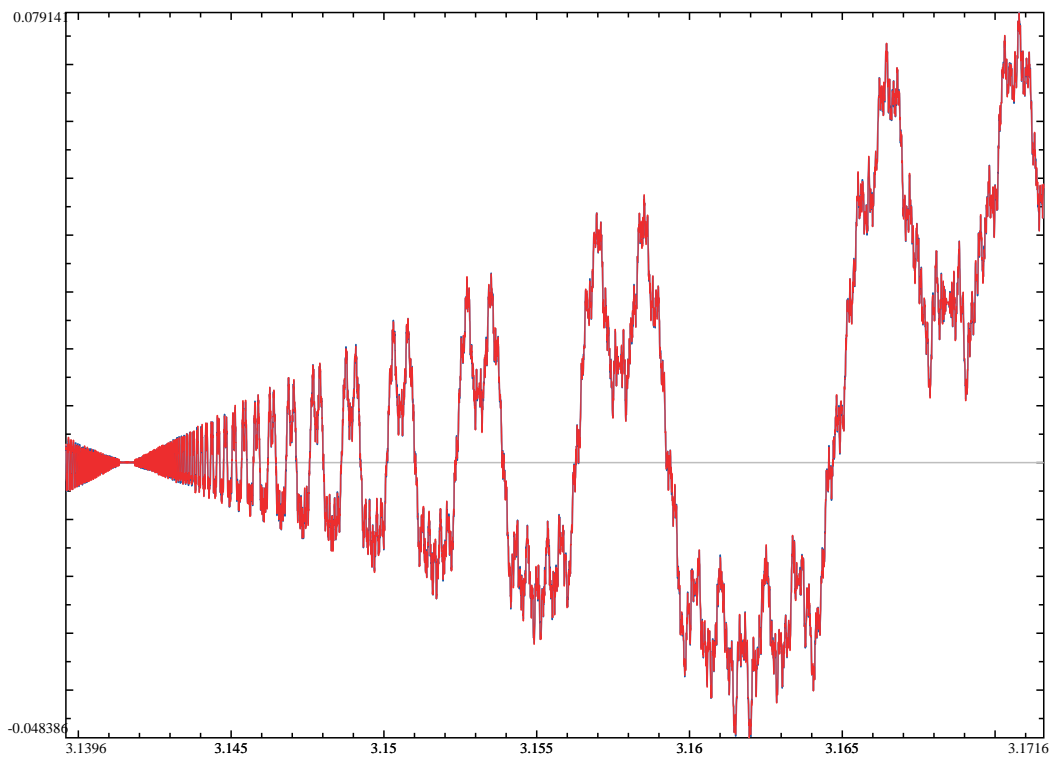


A moderate zooming near the origin demonstrates linear asymptotics near 0:

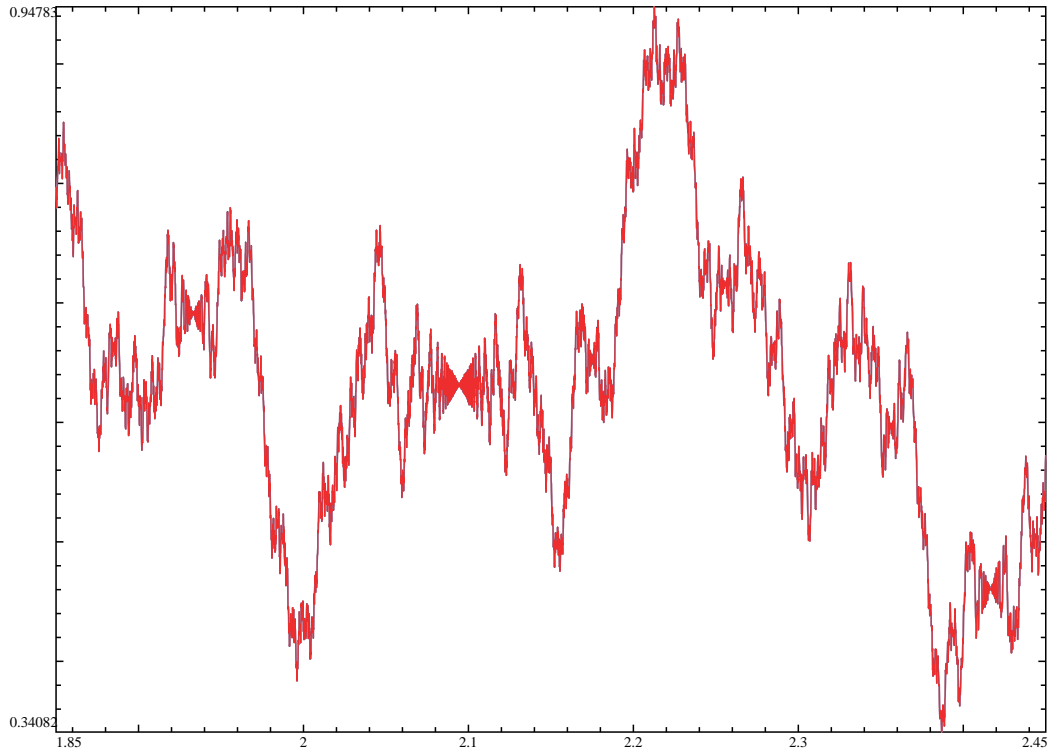


One can also see that all the oscillations have a very similar shape—and this shape coincides with the purple graph on the previous plot.

Near  $t = \pi$  one can see the same shape of oscillations:

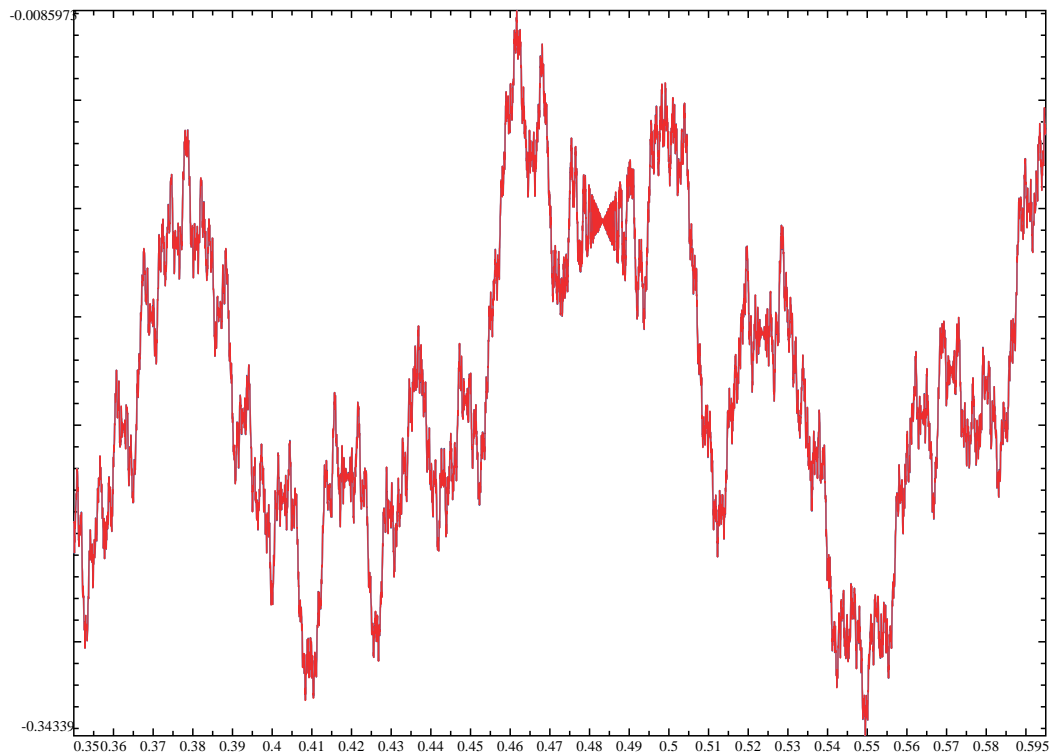


Finally, the behaviour near  $t = 2\pi/3$  shows a shape of oscillations where the top “half” is similar to the bottom “half”:



It is not hard to recognize that this shape matches the red graph of the first plot.

Moreover, the zoomed-in graph above for the region of small  $t$  demonstrates a very prominent fractal-like feature near the point  $t = 2\pi/13 \approx 0.4833$  (this point is in the Cantor hyper-family). Near this point one gets the same shape of oscillations as the purple graph above (only upside-down):



**Conclusion:** the “extra” distillation led to the antiderivative  $F_{\text{dist}}^{(-1)}(t)$  which is horizon-self-similar: it satisfies our “actual” fractality law<sup>265!</sup>

In case  $D_4$  the “extra distilled”  $F_{\text{dist}}(t)$  is an exact fractal—in constrast to other cases of  $\text{deg} = 4$ .

To preview the following discussion: only the abelian cases and the case  $D_4$  allow an extra distillation—and the abelian cases lead to hidden symmetries of rank = 1 (as we will see in the section on p. 110 this is somewhat similar to quadratic reciprocity in Euler formulation; moreover, these symmetries “are not fractal”).

### Distillation undoes “fusion”

Above (on p. 95), we considered the “extra distillation” as “a black box”. While we gave an explicit recipe how to calculate the numbers  $N_n^{\text{dist}}$ , we did not explain either of

- What is the “reason” for using such an *ad hoc* recipe (except that “it works”: we got an exact fractal!).
- How could one “guess” that such a recipe may work.
- How these recipes are related to the rest of our discussion.

Before explaining these issues, recall the cases of distillation we have already dealt with. The idea is that in problems like “count the number  $\widetilde{N}_{p^k}^{\text{Gal}}$  of roots of a polynomial in modular arithmetic” the answer is often a sum of several “simpler parts”. However, eventually we want to translate these numbers to a fractal function  $F(t)$ ; the process outlined in Footnote 125 on p. 52 goes in these steps:



The first arrow involves exp, so instead of  $(\widetilde{N}_n^{\text{Gal}})$  “breaking into a sum of simpler parts”,  $(\overline{N}_n)$  is obtained from the corresponding “simpler parts”  $(N_n^{[a]})$  by a more complicated procedure. Below, we call this procedure *fusion*. For example, the *fusion* of sequences  $(A_n)$  and  $(B_n)$  calculated at<sup>266</sup> powers  $p^k$ ,  $k \geq 0$ , with a prime  $p$  is the sequence

$$1, \quad A_p + B_p, \quad A_{p^2} + A_p B_p + B_{p^2}, \quad A_{p^3} + A_{p^2} B_p + A_p B_{p^2} + B_{p^3}, \dots$$

To see the pattern, assuming  $A_1 = B_1 = 1$ , rewrite this using these “invisible factors” getting  $A_1 B_1, \quad A_p B_1 + A_1 B_p, \quad A_{p^2} B_1 + A_p B_p + A_1 B_{p^2}, \quad A_{p^3} B_1 + A_{p^2} B_p + A_p B_{p^2} + A_1 B_{p^3}, \dots$  (As expected—due to exp—this matches multiplication of power series<sup>267</sup> with coefficients  $A_{p^k}$  and  $B_{p^k}$ .)

In the beginning of this chapter we mentioned that if “the hidden symmetries” of these simpler parts are “unrelated”, then after fusion these symmetries hide each other and become undetectable. So if we want to *find the “hidden symmetries”*, we need to identify “its simpler parts”.

**Assumption:** Below, we always assume that these parts have “hidden symmetries” described by the Langlands program. It turns out that this completely identifies such parts.

In many situations considered in these notes one of the parts may be easily found, so the question becomes

Suppose we know one of these “simpler parts”. Identify “what remains”.

This follows the motto from Remark 39 on p. 54: “remove from the counts  $\widetilde{N}_n^{\text{Gal}}$  all traces of simpler polynomials”.

We already met several cases where one of the parts of  $\overline{N}_n^{[P]}$  matched the sequence  $N_n^{[Q]}$  (or maybe  $\overline{N}_n^{[Q]}$ , see below) assigned to another polynomial sequence  $Q_m$ :

<sup>265</sup>... from the section on p. 31.

<sup>266</sup>From these powers, one extends to arbitrary  $n$  by multiplicativity (same as in Step (e) on p. 49).

<sup>267</sup>We have already mentioned this in Footnote 126 on p. 52.

In particular, one can boil down (a part of) the definition of  $N_n$  to  $1 + \sum_k \overline{N}_{p^k} u^k = (1 - u)(1 + \sum_k N_{p^k} u^k)$ .

- Naive • For any polynomial sequence  $P_m$ , its  $\overline{N}_n^{[P]}$  *always* “contains as a part” the sequence  $\overline{N}_n^{\text{point}} \equiv 1$  for the polynomial  $Q_m \equiv P_m^{\text{point}} \equiv m$ .  
 “Unfusing” this part is exactly the distillation process of Step (b) on p. 49 resulting in  $N_n^{[P]}$ . As in Footnote 126 on p. 52, this may be restated:  $\overline{N}_n^{[P]}$  is a fusion of  $\overline{N}_n^{\text{point}}$  and  $N_n^{[P]}$ .
- Reduc • If the polynomial  $P$  is reducible  $P_m = Q_m R_m$ , then the corresponding sequence  $\widetilde{N}_n^{\text{Gal}}$  (obviously) breaks into a sum, hence  $\overline{N}_n$  is a fusion of two parts  $\overline{N}_n^{[Q]}$  and  $\overline{N}_n^{[R]}$ .<sup>268</sup>
- D<sub>4</sub> • If  $\deg P = 4$  and  $P$  is of Galois type  $D_4$ , then there a quadratic polynomial  $Q_m \equiv m^2 - \Xi$  such that  $N_n^{[Q]}$  “works as a part of”  $N_n^{[P]}$ . (Hence  $\overline{N}_n^{[Q]}$  “works as a part of”  $\overline{N}_n^{[P]}$ .)

The key fact is that the formulas for the fusion show that given a sequence  $(A_n)$  and the fusion of  $(A_n)$  and  $(B_n)$ , it is easy to find  $(B_n)$  (if it is multiplicative<sup>269</sup>). Hence finding “what remains” in the framed question above is in no way complicated. **Conclusion:** if we know  $\Xi$  from the case D<sub>4</sub> above, it is easy to find such “what remains” (since  $N_n^{[Q]}$  and  $\overline{N}_n^{[Q]}$  are given by Quadratic Reciprocity). Below, we call it  $(N_n^{\text{dist}})$ .

Essentially, this means that to explain the fractal symmetries of the plots in the preceding section one needs to show that:

- The case D<sub>4</sub> above holds.
- For  $P_m \equiv m^4 - m^3 - m^2 + m + 1$ , the constant  $\Xi$  is  $-3$ .
- In this case “what remains”  $(N_n^{\text{dist}})$  has “hidden symmetries ‘of rank 2’” (i.e., the same fractal symmetries as in the non-abelian cases of degree 3).<sup>270</sup>

However, before we can explain these phenomena (in the section on p. 106), we need to introduce a unified approach to *all the cases* of sequences  $N_{p^k}$  we have met.

## Grand Unification I: Denominators in Weil Conjectures

In (c), (d) on p. 49, in the section on p. 61, and the section on p. 94, we saw 7 different cases for the sequences  $N_{p^k}$  constructed for polynomial sequences  $P_m$  of degree 2, 3 and 4 leading to “fractal symmetries”. For particular values of  $p$  and particular polynomials  $P$ , we saw the sequences in the

<sup>268</sup>Hence it is also a (repeated) fusion of  $N_n^{[Q]}$  and  $N_n^{[R]}$  with two copies of  $\overline{N}_n^{\text{point}}$ .

Moreover, this may be restated as  $N_n^{[P]}$  being a fusion of  $N_n^{[Q]}$ ,  $N_n^{[R]}$ , and  $\overline{N}_n^{\text{point}}$ . (We discuss this in detail in the section on p. 114.)

<sup>269</sup>Defined in Footnote 159 on p. 61.

<sup>270</sup>Recall that so far we did not show any *explanation* of existence of fractal symmetries even when  $\deg P = 3$ .

first column of this table:

Sequence	How to extend	Series of	Or	$d$
$-1, 0, 1, -1, 0, 1, \dots$	3-periodic	$\frac{1}{1 + u + u^2}$	$\frac{1 - u}{1 - u^3}$	3
$0, 1, 0, 1, 0, 1, \dots$	2-periodic	$\frac{1}{1 - u^2}$	$\frac{1 - u}{(1 - u)(1 - u^2)}$	1, 2
$2, 3, 4, 5, 6, 7, \dots$	a linear function	$\frac{1}{(1 - u)^2}$	$\frac{1 - u}{(1 - u)^3}$	1, 1, 1
$0, -1, 0, 1, 0, -1, \dots$	4-periodic	$\frac{1}{1 + u^2}$	$\frac{(1 - u)(1 + u)}{1 - u^4}$	4
$-1, 1, -1, 1, -1, \dots$	2-periodic	$\frac{1}{1 + u}$	$\frac{1 - u}{1 - u^2}$	2
$1, 1, 1, 1, 1, 1, 1, \dots$	1-periodic	$\frac{1}{1 - u}$	$\frac{1 - u}{(1 - u)^2}$	1, 1
$0, 0, 0, 0, 0, 0, 0, \dots$	1-periodic	$\frac{1}{1}$	$\frac{1 - u}{1 - u}$	1

What is common between these sequences is that if one adds 1 in front, they are Taylor coefficients at 0 of very simple rational functions (indicated in the third column). In the fourth column, we rewrite them with the numerator  $1 - u$  (responsible for “distillation”),<sup>271</sup> and the denominator being a product of terms  $1 - u^d$ , with the list of numbers  $d$  given in the right column.

We start our process of unification by reminding that for the cases of  $\deg P = 2, 3$  and a “non-exceptional” primes  $p$ , we already described how to choose a row of this table (or, what is the same, choose the list of numbers  $d$ ) in Steps (c), (d) on p. 49 and in the section on p. 61. It turns out that they may be restated in a uniform way:

The numbers  $d$  are degrees of the irreducible factors of the reduction mod  $p$  of the polynomial  $P$ .<sup>272</sup>

Note that here we *must ignore* the multiplicity: if a certain factor of  $P$  appears many times, we *still* count it once.

<sup>271</sup>This numerator is always going to be eventually cancelled, since all the possible factors of denominators discussed below are divisible by  $1 - u$ . (The fourth row appears only in  $D_4$  case, so we write it with the “extra distillation” factor  $1 + u$  in the numerator.)

<sup>272</sup>For  $P$  of a small degree and an “exceptional” prime  $p$ , the same rule holds after a suitable “improvement” of the polynomial  $P$  consisting of a variable change  $n \mapsto \alpha m + \beta$  and/or multiplying the polynomial by a constant in  $\mathbb{Q}$ . The aim is for the “improved” version to have as many distinct roots mod  $p$  as possible.

For example,  $P(n) := n(n - p) - p^3$  has a double root  $n = 0 \pmod p$ . Plugging in  $n = pm$  and considering  $P/p^2 = m(m - 1)$  “splits” this double root mod  $p$  into two  $m = 0, 1 \pmod p$ . (So these roots contribute two numbers  $d = 1, 1$ .) Note that this would not work for  $n(n - p) - p$ : one cannot split *this* double root. (So this double root contributes one number  $d = 2$ .)

(To be honest, we must mention that for polynomials of higher degree the procedure for “improving” may be more involved than what is suggest above: for example, splitting different multiple roots may require different transformations: try to do the same for  $P(n)P(n - 1)$ . I’m not even sure that nowadays it is known how to proceed in the case of general systems of polynomial equations!<sup>273</sup>)

<sup>273</sup>Judging by the answer of Matthew Emerton on 2010-07-29 in the discussion *Zeta Functions: Dedekind Versus Hasse-Weil* in **n-Cat Café**, with the approach of “point counting” we use in these notes is not known how to deal with “exceptional” primes in the general case; the only known cases are when the dimension of the set of solutions of our polynomial equations is 0 or 1 (and then the genus of a curve must be  $\leq 1$ ). (At least in absense of Hironaka resolution in positive characteristic.)

As a substitution for these missing definitions, the current approach needs to go through a certain “arithmetic theory of cohomology”. See also the answer of 2010-08-14, and the article posted by Minhyong Kim.

For example, a polynomial  $P$  of  $\deg P = 3$  has no roots mod  $p$  iff its reduction mod  $p$  is irreducible; hence and  $p$  a red prime, the denominator is  $1 - u^3$ , leading to the first sequence. In the same situation, having only one root mod  $p$  (with multiplicity 1) leads to  $(1 - u)(1 - u^2)$ , giving the second case; the third case corresponds to having 3 distinct roots mod  $p$  (leading to  $(1 - u)^3$ ). In the fifth case the denominator  $1 - u^2$  means (for  $\deg P \leq 3$ ) that  $P \bmod p$  is an irreducible quadratic polynomial. The last but one case with  $(1 - u)^2$  may appear either for a polynomial of degree 2 with 2 roots, or a polynomial of degree 3 with a double root mod  $p$  (it automatically has another simple root). The last case matches  $1 - u$ , which means a single multiple root of multiplicity equal to the degree.

Finally, in degrees up to 7 the denominator  $1 - u^4$  of the fourth case may appear only when  $P \bmod p$  is an irreducible polynomial of degree 4. However, the “extra factor”  $1 + u$  in the numerator “makes sense”<sup>274</sup> only in the case  $D_4$ . (In the context of this section, we cannot explain this!)

For general polynomials of degree 4 which “do not allow an extra distillation” one would need to add more rows to our table — and one of them would have the same denominator  $1 - u^4$  in the fourth column, but no “extra factor”  $1 + u$  in the numerator. As we saw, for these polynomials our methods are not enough to expose their “hidden symmetries” (which are of “rank 3 which is too high” for our methods).

**Remark 57:** The denominators (denote them as  $\Delta_p^{[P]}$ ) in the third columns are examples of *Weil denominators*<sup>275</sup> from [Weil Conjectures](#), see [Remark 37](#) on p. 52). The general case of Weil conjectures characterizes possible factors of the rational function associated to  $p$  and  $P$  in more complicated situations, when the polynomial equations  $P = 0$  depend on several variables, and there may be more than 1 equation. (Still, the corresponding numbers  $N_{p^k}$  are the Taylor coefficients of these rational functions.)<sup>276</sup>

Additionally, denote by  $\overline{\Delta}_p^{[P]}$  the denominator in the fourth column (matching what happens before distillation). When  $P$  is clear from the context, we may omit the subscript.

## Grand Unification II: Permutation matrices and Galois symmetries

Note that for a sequence to have a linear recurrent relation (with constant coefficients) is *equivalent* to being Taylor coefficients of a rational function. So what we described above is a significant refinement of [Remark 37](#) on p. 52: *here* we claim that this rational function may be represented as a product of very simple terms.

To further demystify the denominators above, note that they are characteristic polynomials  $\det(1 - u\mathcal{M}_p)$  of certain permutation matrices  $\mathcal{M}_p$ .<sup>277</sup> The powers  $d$  appearing above form the [cycle decomposition](#) of this permutation. Moreover, one can recognize these cycles as [orbits](#) of this permutation.

**Remark 58:** Until the section on p. 106 all we care about  $\mathcal{M}_p$  is that the sizes of cycles of this permutation coincide with the degrees of irreducible factors of  $P \bmod p$ . Indeed, for non-exceptional primes the degree of the denominator is equal to the degree of the polynomial, hence the permutation with such cycle lengths may be thought of as a permutation of the roots of the polynomial!<sup>279</sup>

<sup>274</sup>... meaning that it is a part of “the extra distillation” which leads to fractal symmetries of the corresponding function  $F_{\text{dist}}(t)$ .

<sup>275</sup>... or “Weil factors”, since in the case of many unknowns such expressions may appear in the numerator too.

<sup>276</sup>**N.B. (???) Mention cohomology?**

<sup>277</sup>... which are matrices with exactly one non-zero entry (equal to 1) in every row and column. The importance of this description of numbers  $N_{p^k}$  lies in it being compatible<sup>278</sup> with the description in [Footnote 125](#) on p. 52. These denominators, essentially, compress the sequence of numbers  $\overline{N}_{p^k}$  of solutions into a very compact form!

<sup>278</sup>This immediately follows from [Footnote 279](#) together with an appropriate generalization of [Fermat’s Little Theorem](#).

<sup>279</sup>Moreover, take into account that one can identify the complex roots of  $P$  with the roots modulo  $p$  (in an appropriate Galois extension). Factoring  $P \bmod p = Q_1 Q_2 \dots Q_r$ , the modular roots of  $P$  separate into roots of  $Q_1$ , of

We postpone the more detailed discussion of Galois symmetries until the section on p. 121.<sup>280</sup>

### Grand Unification III: From reducible polynomials to “distillation”

The permutations of the preceding section are examples of a general construction: given a polynomial equation, one can assign to a prime  $p$  a particular permutation<sup>282</sup> of the roots of  $P$ . If  $P = P^{[1]}P^{[2]}$ , then this permutation of the roots of  $P$  coincides with “joined together” permutations assigned to  $P^{[1]}$  and  $P^{[2]}$ .

In particular, this implies that the Weil denominator  $\overline{\Delta}_p^{[P]}(u)$  assigned to  $P$  is the product of Weil denominators assigned to  $P^{[1]}$  and  $P^{[2]}$ . Since  $(\overline{N}_{p^k}^{[P]})$  are Taylor coefficients of  $1/\overline{\Delta}_p^{[P]}(u)$ , this implies

The sequence  $(\overline{N}_{p^k}^{[P]})$  is the fusion of the sequences  $(N_{p^k}^{[P^{[1]}]})$ ,  $(N_{p^k}^{[P^{[2]}]})$ .

Likewise, if  $P$  is written as a product of  $L$  factors, this separates the roots of  $P$  into  $L$  flavors (“roots of  $P^{[1]}$ ”, “roots of  $P^{[2]}$ ”, etc.). The permutations considered above preserve the flavors, which describes  $(\overline{N}_{p^k}^{[P]})$  as a fusion of several simpler sequences assigned to simpler polynomials.<sup>283</sup>

However, in 1920, Emil Artin understood that there is another way to look at the “flavoring” of the roots. In terms of the section on p. 102, instead of a collection of permutations, one should consider the corresponding permutation *matrices*. When the permutations preserve the flavors, the permutation matrices *are broken into blocks*, as in  $\begin{pmatrix} \blacksquare & & \\ & \blacksquare & \\ & & \blacksquare \end{pmatrix}$  (with 0s outside of the blocks; these 3 blocks match a flavoring into 3 flavors). Moreover, the sizes of these blocks do not depend on the choice of the permutation from our collection.

On the other hand, if we allow making a certain *change of basis* (what is critical is that this basis is the same for all the permutations we consider), such a “block decomposition” may be possible<sup>284</sup> even

$Q_2$ , etc. It turns out that the permutation in question has roots of  $Q_1$  as one orbits, roots of  $Q_2$  as another orbit, etc. (Compare with the motto from Remark 63 on p. 108. For details, see the construction of the Frobenius permutation in the section on p. 121.)

<sup>280</sup>Note that the non-real complex roots come in complex-conjugate pairs; this gives one (very trivial!) symmetry of the roots. What Galois discovered is that it makes sense to define other symmetries as well—nowadays we call this *Galois group*. Every such a symmetry permutes roots in a certain way.

(Formally speaking, a permutation  $\sigma$  of roots  $x_1, \dots, x_d$  is a *Galois permutation* if any polynomial *relation*  $\mathcal{P}(x_1, \dots, x_d) = 0$  between roots with integer coefficients continues to hold after the permutation; in other words,  $\mathcal{P}(x_{\sigma_1}, \dots, x_{\sigma_d}) = 0$ . *Galois theory* turns this clumsy definition into one of the most important tools for studying roots of polynomial equations.)

The relation to our denominators is that for every non-exceptional prime  $p$ , there is a particular Galois permutation of the roots whose permutation matrix is exactly as described above. This symmetry is named *the Frobenius element* for  $p$  (well, we cheated a bit: this symmetry is defined just “up to rotating it by other symmetries”; in other words, it is just a *conjugacy class* of a symmetry—but exceptional primes require more work—see Footnote 369 on p. 123).<sup>281</sup>

<sup>281</sup>The situation is similar (but not exactly the same) for many unknowns (and, maybe, many equations). The reason for the differences is that in our case two different complex roots “cannot be equal mod  $p$ ” (whatever this means) for  $p \gg 0$ .

This can be worked around by considering the action of Frobenius symmetries not on individual roots, but on “families of roots”. Moreover, while the geometry of families is very complicated, this complexity can be avoided by replacing families by their “algebrao-topological footprints” in a suitable cohomology theory. While the intermediate steps are very complicated, the net result is as simple as above: a matrix is assigned to every prime number (but this time, it is not necessarily a permutation matrix). Instead of using sizes of orbits of the permutation as numbers  $d$ , one takes the characteristic polynomial of this matrix (for permutation matrices the latter holds the same information as the former) as the denominator we considered above.

For 1 equation with 1 unknown, only 0-dimensional families of roots may appear.

<sup>282</sup>One may need to put some fine print here—but it does not affect what we do in this section. Compare with Footnote 374 on p. 124.

<sup>283</sup>This is the Reduc case of 0dist-deg4. We illustrate it in the section on p. 114.

<sup>284</sup>However, sometimes one may need to use a basis with complex coefficients. Compare with Footnote 321 on p. 112.

for certain irreducible polynomials  $P$ . This leads to another description of what we call “distillation”:

Choose a block, and replace a permutation matrix by this block of this matrix (in the new basis).

This description is much more general than one in the section on p. 53, as well as complete and precise.

Now given a block  $\mathcal{M}_p^{[l]}$  of the matrix  $\mathcal{M}_p$  assigned to  $p$ , one can consider its characteristic polynomial  $\Delta_p^{[l]}(u)$ , and define  $(N_n^{[l]})$  via the Taylor coefficients of  $1/\Delta_p^{[l]}(u)$ . The multiplicativity of characteristic polynomials of block-diagonal matrices implies

This presents  $(\overline{N}_n)$  as a fusion of sequences  $(N_n^{[l]})$ .

For reducible polynomials, this works without any basis change, — but does not bring new insight: as before, this “fuses” the sequences  $(N_n^{[P^{[l]}]})$  into the sequence  $(N_n^{[P]})$  if  $P = P^{[1]} \dots P^{[L]}$ . However, the moment we allow a basis change, this gives us a new way to write  $(N_n^{[P]})$  as a fusion — and (according to the Langlands program<sup>285</sup>) this is a fusion of *simpler* sequences. However, *this* is not very interesting<sup>286</sup>; the crucial part is that (at least conjecturally) these parts *also have “hidden symmetries”!*

**Conclusion:** What Artin discovered is that distillation allows splitting complicated problems of Number Theory into significantly simpler subproblems. According to the Langlands Program<sup>287</sup>

The distilled parts have “hidden symmetries” of simpler “types” than the initial problem.

In the beginning of this chapter we described two simplest types of “hidden symmetries”: rank 1 and rank 2. Now we can enhance the framed rule claiming that these types corresponding to the  $1 \times 1$  blocks and the  $2 \times 2$  blocks in the rule. Using distillation, it is sometimes possible to split more complicated questions into “fusions” of problems with “hidden symmetries” of these “simple” types. We discuss what happens in higher ranks later (see the section on p. 158).<sup>288 289</sup>

**Notation:** if the  $l$ th block of the matrix has size  $d \times d$ , we say that the corresponding hidden symmetry is of rank  $d$ . (It is the minimal possible length of the linear recurrence relation in  $k$  satisfied by the subsequences  $N_{p^k}^{[l]}$ .)

**Remark 59:** “A fully distilled block” is one which cannot be distilled into subblocks of smaller ranks. (In other words, no change of basis inside this block would subblock-diagonalize this block — simultaneously for all the permutation matrices we consider.) The Langlands program focuses on the behaviour of “fully distilled” cases.

Going historically, the Class Field Theory claims that the sequences  $(N_n^{[l]})$  of rank 1 are periodic and totally multiplicative.<sup>290</sup> The Langlands Program shows<sup>291</sup> that such sequences of rank 2 have a Fourier transform with the same kind of fractality as what we investigated for non-abelian cubic polynomials. The Langlands Program *conjectures* that such sequences of any rank have a certain very specific “hidden symmetry” — but for rank above 2, the description of the corresponding symmetric

<sup>285</sup>This is *the Artin case* of the Langlands program (i.e., the simplest case, of 1 equation with 1 unknown).

<sup>286</sup>**N.B. (???) Any sequence can be written as a fusion — and we discussed it before! Ref!**

<sup>287</sup>We discuss the relevant to these notes part in the section on p. 160.

<sup>288</sup>In these notes, we do not discuss *how to use* the hidden symmetries. However, it is clear that knowing the symmetries of the problem may be a significant help for solving the problem.

One of the most striking examples is the Fermat’s Last Theorem. It has been proven (after almost 400 years of trying!) by reducing it to existence of “hidden symmetries” of cubic equations with 2 unknowns. When this part of the Langlands Program was verified (it is of rank 2, so is “relatively simple”), this gave a proof of the FLT.

<sup>289</sup>**N.B. (???) Reference to Manin–Panchishkin?**

<sup>290</sup>Note that total multiplicativity (together with  $T$ -periodicity — needed if the sequence is defined only for positive  $n$ ) implies even-or-oddness. Indeed,  $(-1 \bmod T)^2 = 1 \bmod T$  (together with  $(1 \bmod T)^2 = 1 \bmod T$ ) show that  $N_{T-1} = \pm 1 =: \varepsilon$ , hence  $N_{T-n} = \varepsilon N_n$ .

<sup>291</sup>See the section on p. 160.



function is much harder than our explicit construction of  $F(t)$  “by taking the Fourier transform” of  $N_n$ .<sup>292</sup>

**Remark 60:** For the purpose of these notes, “*motives*” are just “imagined geometric counterparts of the blocks of matrices  $\mathcal{M}_p$ ”. When we can “split” the roots of  $P = 0$  into  $L$  “independent parts” (in other words, we can factor  $P = P^{[1]} \dots P^{[L]}$ ), this leads to block-diagonalization of matrices  $\mathcal{M}_p$  into  $L$  blocks (after a suitable shuffle of the basis). Likewise, *we imagine* that *any* simultaneous block-diagonalization of matrices  $\mathcal{M}_p$  in a suitable basis “matches” a certain “imagined splitting into of the set of roots into ‘motives’”.

We allow this abuse of language since these “parts” present a huge mathematical interest, and (as we pointed in the section on p. 53) while there are very particular definitions of the notion of motive, it is not yet completely settled down.

### Example: the naive distillation

The action of a permutation matrix on a vector can be thought of as permuting *real weights* assigned to the permuted points. Note that these permutations preserve the *total weight*,<sup>293</sup> as well as preserve the vector subspace corresponding to weight assignments with the total weight 0. **Conclusion:** there is a basis such that in this base any collection of permutation matrices acting on  $d$  points splits into a  $1 \times 1$  block, and a  $(d - 1) \times (d - 1)$  block.

Given an arbitrary polynomial  $P$ , this is applicable to the considered above permutations of roots of  $P$ . This splitting into blocks corresponds to our “naive distillation”, described in Step (b) on p. 49 and in Footnote 125 on p. 52. **Conclusion:** the statement of the preceding section (combined with the arguments from the other “Grand Unification” sections) implies the presence of “hidden symmetries” of rank  $d - 1$  for the sequence  $N_n$  assigned to  $P$ .

For the convenience of the reader, we summarize these arguments here. Since we gave several independent recipes of the sequence  $N_n$ , we start with the recipe going via  $\bar{N}_n$  from Footnote 125 on p. 52. Recall that by this definition  $\bar{N}_n$  is the fusion of  $N_n$  with  $\bar{N}_n^{[Q]}$  for  $Q(x) := x$ , which is  $\bar{N}_n^{[Q]} \equiv 1$ . (Indeed, the equation  $Q(x) = 0$  has exactly  ${}^{[Q]}\bar{N}_{p^k}^{\text{Gal}} \equiv 1$  root in any Galois arithmetic; the Taylor series for logarithm shows that  $\bar{N}_{p^k}^{[Q]} \equiv 1$ . The rest follows from multiplicativity of  $\bar{N}_n$ .)

First, the  $1 \times 1$  block above is (1), hence its characteristic polynomial is  $\det(1 - u(1)) = 1 - u$ . (So this indeed matches  $\bar{N}_{p^k}^{[Q]} \equiv 1$  from the preceding paragraph!) Since fusion corresponds to multiplication of denominators  $\Delta_p^{[l]}(u)$ , *removing* the  $1 \times 1$  block with characteristic polynomial  $1 - u$  corresponds to putting  $1 - u$  into the *numerator*.

Recall that according to the section on p. 102 we assign to  $p$  the permutation  $\mathcal{M}_p$  of roots with cycles of lengths  $d_1, \dots, d_R$  where  $d_r$  are degrees of the irreducible components of  $P \bmod p$ . What remains to be shown is the Taylor coefficients of  $1/\det(1 - u\mathcal{M}_p)$  coinciding with  $\bar{N}_{p^k}^{[P]}$ .

Since  $\det(1 - u\mathcal{M}_p)$  does not change when we reorder the columns and rows of  $\mathcal{M}_p$  in the same way, we can assume that points in any cycle of the corresponding permutation are next to each other, hence  $\mathcal{M}_p$  is a block matrix. Then  $1/\det(1 - u\mathcal{M}_p)$  is a product with each factor corresponding to one cycle.

<sup>292</sup>For these descriptions to work, our collection of matrices should be related to a certain system of polynomial equations. In our examples, the matrices are permutation matrices of Galois symmetries of complex roots of a polynomial in one variable—or common blocks of such matrices after an appropriate change of basis.

Yet more generally, instead of considering blocks of permutation matrices, we may assign any invertible matrix  $\mathcal{M}_g$  to any Galois symmetry  $g$  provided that this assignment is compatible with the composition of symmetries:  $\mathcal{M}_{gg'} = \mathcal{M}_g \mathcal{M}_{g'}$ . Such an assignment is called an *Artin representation*, and the claims above work for the corresponding sequences  $(N_n)$  as well.

<sup>293</sup>In other words, they have a common eigenvector (with the common eigenvalue 1).

On the other hand,  ${}^{[P]}\widetilde{N}_{p^k}^{\text{Gal}}$  is a sum of  ${}^{[P^{[l]}]}\widetilde{N}_{p^k}^{\text{Gal}}$  if  $P \bmod p = P^{[1]} \dots P^{[L]}$ . Since going from  $\widetilde{N}^{\text{Gal}}$  to  $\overline{N}$  involves  $\exp$ , this implies that  $\overline{N}_{p^k}^{[P]}$  is a product of  $\overline{N}_{p^k}^{[P^{[l]}]}$ . Comparing with the preceding paragraph, it is enough to consider the case when  $P \bmod p$  is irreducible (hence  $\mathcal{M}_p$  corresponds to a cyclic permutation).

If  $\deg P = d$ , then  $\mathcal{M}_p$  corresponds to a cyclic permutation of  $d$  points, so<sup>294</sup>  $\det(1 - u\mathcal{M}_p) = 1 - u^d$ . This reduces our proof to showing that in this case  $\overline{N}_{p^k}^{[P]}$  is 1 when  $d$  divides  $k$  and is 0 otherwise — which is equivalent to  ${}^{[P]}\widetilde{N}_{p^k}^{\text{Gal}}$  being  $d$  when  $d$  divides  $k$  and being 0 otherwise. This means that  $P$  has no roots in the Galois field with  $p^k$  elements unless  $d|k$ , otherwise  $P$  has all its  $d$  roots in this field.

Since it is out of scope of these notes, all we will say about the last statement is that it is the most elementary fact in the theory of Galois fields. (Note that it implies that for a fixed  $p^k$  the counts  ${}^{[P]}\widetilde{N}_{p^k}^{\text{Gal}}$  of solutions are the same for all irreducible polynomials  $P$  of degree  $d$  with coefficients mod  $p$ .)

Finally, we want to cover other recipes of ours for finding the sequence  $N_n$ .

Recall that in the discussion after the table in the section on p.100 we already matched the sequences of Step (b) on p.49 and of the section on p.61 to suitable collections of numbers  $d_l$ . Moreover, we have shown that such a collection coincides with the degrees of irreducible components of  $P \bmod p$ , and the numbers  $N_{p^k}$  coincide with Taylor coefficients of  $(1 - u) / \prod_l (1 - u^{d_l})$ .

Comparing to the preceding discussion, one can see that our recipes for the cases  $\deg P \leq 3$  give the same result as the recipe from Footnote 125 on p.52. (However, recall that the former recipes are less specific than the latter in the case of exceptional primes.)

**Remark 61:** The  $1 \times 1$  and  $(d - 1) \times (d - 1)$  blocks considered above “work” with every permutation of the roots. Moreover, it is easy to see that this is *the only* decomposition into blocks<sup>295</sup> which is compatible with every permutation matrix.

In particular, for polynomials  $P$  of Galois type  $S_d$  (with  $\deg P = d$ ) — for which by definition<sup>296</sup> every permutation appears as one of the permutations  $\mathcal{M}_p$  — no further splitting into blocks is possible. For these polynomials,<sup>297 298</sup> no “extra distillation” is possible, so the complexity=rank of the corresponding “hidden symmetries” cannot be decreased below  $d - 1$ .

**Remark 62:** In fact, the permutations of the roots which appear as  $\mathcal{M}_p$  always act transitively on the roots. Moreover, an “extra” distillation is possible iff they do not act *2-transitively*.

For example, for  $n = 4$  only the abelian polynomials and polynomials of type  $\mathbb{D}_4$  allow “extra distillations”.

<sup>294</sup>This follows since  $\mathcal{M}_p$  diagonalizes in the basis  $(1, \zeta, \zeta^2, \zeta^3, \dots)$  with  $\zeta^d = 1$  with eigenvalues  $\zeta$ .

<sup>295</sup>Recall that to specify blocks, we need to specify a basis and say which elements of the basis “go into” which block. However, here we mean not the uniqueness of the basis, but the uniqueness of the *span* of the basis vectors going into a particular block.

<sup>296</sup>... together with Chebotarev’s Density Theorem.

<sup>297</sup>As van den Warden proved in 1931, a random polynomial (with integer coefficients) is of this type with probability 100%. In other words, if one randomly chooses a polynomial  $P$  with integer coefficients less than  $N$  in magnitude, the probability gets closer and closer to 100% as  $N$  grows.

(However, there are other “very reasonable” ways to choose a random polynomial, and these ways break the result above. For example, instead of restricting the magnitude of coefficients, one can restrict the magnitude of the discriminant of  $P$ ; then this probability above is less than 100%.)

<sup>298</sup>**N.B. (???) Ref? Do not we need field discriminant? Malle’s conjectures?**

**(Heuristically, to “explain” why in degree 3 the abelian case is much more rare than the non-abelian one, note that it happens when the discriminant is a square. — And the larger “a random number” is, the less probable that it is a square.)**

**For more detailed info, see Melanie Wood’s notes of 2014: (§11 for the results in the cubic case; it also contains many conjectures).**

The “extra” distillation: the case  $D_4$

The preceding section shows what happens when every permutation of roots may appear as the permutations  $\mathcal{M}_p$  for some (non-exceptional) prime  $p$ . While this is “the general case” (see Footnote 298 on p. 106), some polynomials  $P$  are exceptions. This is due to “asymmetries” between pairs of roots: some pairs  $(x_k, x_l)$  of roots are “in special position” comparing to the other pairs (see also Remark 62 on p. 106). Since the permutations in question are *Galois symmetries*, they must send any “special pair” to a “special pair”.

For example, for  $P_m = m^4 - m^3 - m^2 + m + 1$  from the section on p. 94, given a root  $x$  define  $x' := -1/x = (x - 1)(x^2 - 1)$  — which turns out to also be a root. Moreover,  $(x')' = x$ . Call  $x'$  the *opposite root* to  $x$ ; this breaks 4 roots into 2 pairs of “opposite roots”.<sup>299</sup>

One can immediately see that any permutation which sends “an opposite pair” to an opposite pair acts on 4 roots in exactly the same way as the symmetries of a square act on its vertices. This means that possible “symmetries of the roots” form either an abelian group, or the group  $D_4$  (as  $P$  above does<sup>300</sup>). (In the other direction, in any abelian/ $D_4$  case one can write a polynomial  $x'(x)$  with rational coefficients which works as above.) Moreover:

All such permutation matrices taken together may be split into blocks of sizes 1, 1, and 2.

Indeed, the preceding section shows how to split into blocks of sizes 1 and 3. To further split the “distributions of weights” with the total weight 0, consider assignments of weights to 4 vertices of a square such that the total weight of every diagonal is 0. This is complemented by the vector  $\mathbf{v}$  assigning weights 1 to “one diagonal”, and weights  $-1$  to the other.

**Conclusion:** to get the sequence  $N_n^{\text{dist}}$  for  $P$  one needs to *cancel* the contribution of  $\mathbf{v}$  into the  $3 \times 3$  block considered above. Note that a permutation matrix which “preserves oppositeness” either multiplies  $\mathbf{v}$  by  $-1$  (when the permutation exchanges the diagonals) or preserves  $\mathbf{v}$  (when the permutation “leaves every diagonal “in place”). Hence the corresponding  $\Delta_p^{[l]}(u)$  is  $1 \pm u$  in these cases.<sup>301 302</sup>

When one “cancels”  $\Delta_p^{[l]}(u)$ , it is the same as to put it into the corresponding numerator. Hence, identifying every Galois symmetries by the corresponding symmetry of a square, one enhances<sup>303</sup> the table from the section on p. 100:

Symmetry of a square	Denominator	First distillation	“Extra” distillation	What remains	$N_{p^k}^{\text{dist}}, k = 1, 2, \dots$
Rotation by $0^\circ$	$(1 - u)^4$	$1 - u$	$1 - u$	$(1 - u)^2$	$2, 3, 4, 5, \dots$
Rotations by $\pm 90^\circ$	$1 - u^4$	$1 - u$	$1 + u$	$1 + u^2$	$0, -1, 0, 1, 0, -1, \dots$
Rotation by $180^\circ$	$(1 - u^2)^2$	$1 - u$	$1 - u$	$(1 + u)^2$	$-2, 3, -4, 5, \dots$
Mirror-through-a-midpoint	$(1 - u^2)^2$	$1 - u$	$1 + u$	$1 - u^2$	$0, 1, 0, 1, 0, 1, \dots$
Mirror-through-a-vertex	$(1 - u)^2(1 - u^2)$	$1 - u$	$1 - u$	$1 - u^2$	$0, 1, 0, 1, 0, 1, \dots$

Here the first two columns follow the recipe of the section on p. 102 literally:  $d_n$ s in factors  $1 - u^d$  of the “denominator” are the sizes of the orbits of the symmetry acting on 4 vertices of the square<sup>304</sup>

<sup>299</sup>Moreover, if  $x_3 = x'_1$ , then  $x_{2,4}$  satisfy  $X^2 + x_1^2(x_1 - 1)X - 1 = 0$ .

<sup>300</sup>This happens when the roots of  $P$  can be expressed in terms of  $\sqrt{a + b\sqrt{L} + c\sqrt{M} + d\sqrt{LM}}$  when at least 2 of  $b, c, d$  are  $\neq 0$  and the external square root cannot be avoided.

<sup>301</sup>It turns out that for exceptional  $p$  one should add a possibility  $\Delta_p^{[l]}(u) \equiv 1$ .

<sup>302</sup>Note that this is the first place where we need more info about  $\mathcal{M}_p$  than the lengths of its cycles.

<sup>303</sup>Although the new table covers only the cases of non-exceptional  $p$ .

<sup>304</sup>... in other words, one looks where the powers of the symmetry send a particular vertex.

For example, if the mirror passes through a vertex, then the reflection keeps two vertices in place (giving two orbits of length 1, each contributing the factor  $1 - u$ ), and join the other two vertices into an orbit of length 2 (this orbit

(as in the section on p. 102). Likewise for the last two columns: the sequence  $N_{p^k}^{\text{dist}}$  is the Taylor coefficients at  $u = 0$  of  $1/(\text{What remains})$ .<sup>305</sup> (In other words, the coefficients of the polynomial in “What remains” give the recursion relation for  $N_{p^k}^{\text{dist}}$ .) The only difference with what we did in the section on p. 100 is that “What remains” is the result of dividing the “denominator” by *both* the “distillation” factors (while before, getting  $N_{p^k}$ , we only divided by the first distillation factor).

As in the section on p. 100, given a non-exceptional prime  $p$  one consider the corresponding permutation of the roots. We did not explain it before, but this “Frobenius element” is actually “a Galois symmetry” — and for us this means that it must preserve “the oppositeness”. Hence it matches one of the rows of the table above<sup>306</sup> — hence the last column gives the corresponding sequence  $N_{p^k}^{\text{dist}}$ .

Knowing  $N_{p^k}^{\text{dist}}$  for every  $p$ , multiplicativity describes<sup>307</sup> the sequence  $N_n^{\text{dist}}$ , hence its Fourier transform  $F_{\text{dist}}(t)$ .

**Remark 63:** To compare with what we did in the section on p. 94, we need a more explicit description of the “extra distillation factor<sup>308</sup>”  $1 \pm u$ . “Combine” the roots using the weights in  $\mathbf{v}$ ; this gives  $v := x_1 - x_2 + x_3 - x_4$  (assuming  $x'_1 = x_3$  and  $x'_2 = x_4$ ). Since any Galois symmetry of  $P$  sends  $\mathbf{v}$  to  $\pm\mathbf{v}$ , the same holds for  $v$ . Hence any such symmetry preserves  $v^2$ . **Conclusion:** by Galois theory,  $\Xi := v^2$  is a rational number.

Putting  $Q_m := m^2 - \Xi$ , any Galois symmetry of  $P$  either exchanges the roots  $\pm v$  of  $Q$ , or keeps them in place. Moreover, the sign in the extra distillation factor  $1 \pm u$  for a particular prime  $p$  matches these two possibilities for  $\mathcal{M}_p$ . What allows to use this observation to find the sign in  $\pm\mathbf{v}$  is the astonishing property of the Frobenius permutations; we illustrate this property by the “motto”:

”The permutation of the roots of  $P$  associated to a prime number  $p$  does not depend on  $P$ .”

This motto needs to be “decoded”; below, we apply it to two polynomials  $P$  and  $Q$ . For example, this statement is void if the roots of  $P$  and  $Q$  are “independent”; however, if the roots of  $Q$  can be expressed as polynomial expressions in terms of roots of  $P$ , then the above property ensures that the roots of  $Q$  are permuted in exactly the same way<sup>309</sup> as these expressions in terms of the (permuted) roots of  $P$ .

**Conclusion:** the permutation matrix  $\mathcal{M}_p$  sends  $\mathbf{v} \mapsto -\mathbf{v}$  iff the permutation of two roots of  $Q$  associated with  $p$  is non-trivial. On the other hand, we know the cycle structure of the latter permutation; hence it is non-trivial iff  $Q \pmod p$  is irreducible. Hence

$$\boxed{\mathcal{M}_p \mathbf{v} = \begin{pmatrix} \Xi \\ p \end{pmatrix} \mathbf{v}} \quad \text{and} \quad \boxed{\text{The “extra distillation numerator” is } 1 - \begin{pmatrix} \Xi \\ p \end{pmatrix} u.}$$

contributes the factor  $1 - u^2$ ). In terms of permutation matrices (as in the section on p. 102) these denominators are the characteristic polynomials of the matrix (by the same reason as in the preceding section).

<sup>305</sup>Since we consider  $k \geq 1$ , the leading coefficient 1 is omitted.

<sup>306</sup>Moreover, for an exceptional  $p$ , instead of one of the entries in the “What remains” column, one should choose a certain divisor of one of these entries. This describes “exceptional” sequences  $N_{p^k}^{\text{dist}}$  up to a finite number of choices: they may be as in the table, or  $1, 1, 1, 1, \dots$  (for the divisor  $1 - u$ ), or  $-1, 1, -1, 1, \dots$  (for  $1 + u$ ), or  $0, 0, 0, \dots$  (for the divisor 1).

Note that the explicit recipe which divisor of which entry to choose is quite convoluted. Compare with Footnote 369 on p. 123.

<sup>307</sup>... up to a finite number of choices due to our lack of precise description of what to do for exceptional primes. Note that this is exactly the same ambiguity as in Step d on p. 49.

<sup>308</sup>This polynomial is always a factor of what is in the “Denominator” column.

This description is *really* needed because of the 3rd and 4th rows of the table. They show that this factor is not determined by the “Denominator” column.

<sup>309</sup>We already used this argument in Footnote 279 on p. 102.

(In fact, the second statement works<sup>310</sup> even for exceptional  $p$ .) For  $P_m = m^4 - m^3 - m^2 + m + 1$  we already know that  $x_2 + x_4 = -x_1^2(x_1 - 1) =: -t$  and  $x_1 + x_3 = t + 1$ , hence  $\Xi = (2t + 1)^2 = -3$ . Since  $\left(\frac{-3}{p}\right) = \left(\frac{p}{3}\right)$  which coincides with  $p$  modulo 3, one reconstructs the rules of the section on p. 94.

**Conclusion:** the double-framed statement on p. 104 implies exact fractality of the plots in the section on p. 94.

**Remark 64:** The arguments of the preceding remark work with any polynomial of type  $D_4$ . Moreover, recall that the motto from Remark 39 on p. 54 “explained” distillation as “remove from the counts  $\widetilde{N}_n^{\text{Gal}}$  all traces of simpler polynomials”. The context of that remark was about “the naive distillation”, when we remove “the traces of the equation  $x = 0$ ”. However, the argument above also follows this motto: essentially, the preceding remark shows that two  $1 \times 1$  blocks of  $\mathcal{M}_p^{[P]}$  taken together coincide with two blocks forming the matrix  $\mathcal{M}_p^{[Q]}$ —hence what we did was “removing the traces of the polynomial  $Q$ ”.

Moreover, one can immediately see that “blocks of  $\mathcal{M}_p^{[Q]}$  appear as blocks of  $\mathcal{M}_p^{[P]}$ ” happens when roots of  $Q$  can be written as<sup>311</sup> *linear combinations* with rational coefficients of 1 and of roots of  $P$ .

### $F_{\text{dist}}(t)$ and how to recover the sequence of colors

Recall that the initial motivation of these notes was the question: Given a polynomial sequence  $P_m$ , which primes  $p$  are “green”, and which “red”:

Which primes appear as factors of numbers  $P_m$ , and which not?

In the chapter on p. 22, to describe the “hidden symmetries” of this question when  $P$  is non-abelian of degree 3, we encoded these answers into numbers  $N_n$  and visualized the Fourier transform  $F(t)$  of this sequence. Moreover, by definition the “color” can be recovered given  $N_p$ : it is red if  $N_p < 0$ , and green otherwise.<sup>312 313</sup>

As the table above and Remark 63 on p. 108 shows, the case  $\deg P = 4$  of type  $D_4$  behaves very similarly: knowing  $N_p^{\text{dist}}$  and  $p \pmod 3$ , we can find whether  $p$  divides one of numbers  $P_m := m^4 - m^3 - m^2 + m + 1$ . (For general  $P$  of  $\deg P = 4$  and type  $D_4$ , instead of  $p \pmod 3$  one should know  $p \pmod{4|\Xi|}$ —which, by Quadratic Reciprocity, determines whether  $\Xi$  is a quadratic residue mod  $p$ . Here  $\Xi$  is defined in Remark 63 on p. 108.)

Indeed, for a prime  $p$  it is easy to see that  $N_p = N_p^{\text{dist}} + \left(\frac{\Xi}{p}\right)$ ; hence  $\widetilde{N}_p^{\text{res}} = N_p^{\text{dist}} + \left(\frac{\Xi}{p}\right) + 1$  are given by this table:

$\downarrow p \pmod 3$	$N_p^{\text{dist}} \rightarrow$	-2	-1	0	1	2
-1		✗	✗	0	1	2
0		✗	0	1	2	3
1		0	1	2	3	4

<sup>310</sup>The case  $\left(\frac{\Xi}{p}\right) = 0$  is not in the table above, since it appears only for exceptional primes.

<sup>311</sup>**N.B. (???) Can one use Chebotarev’s to show that if one characteristic polynomial divides the other, then such an inclusion holds?**

<sup>312</sup>Indeed, recall that “the naive” distillation leads to  $\widetilde{N}_p^{\text{res}} = \widetilde{N}_p^{\text{Gal}} = N_p + 1$ .

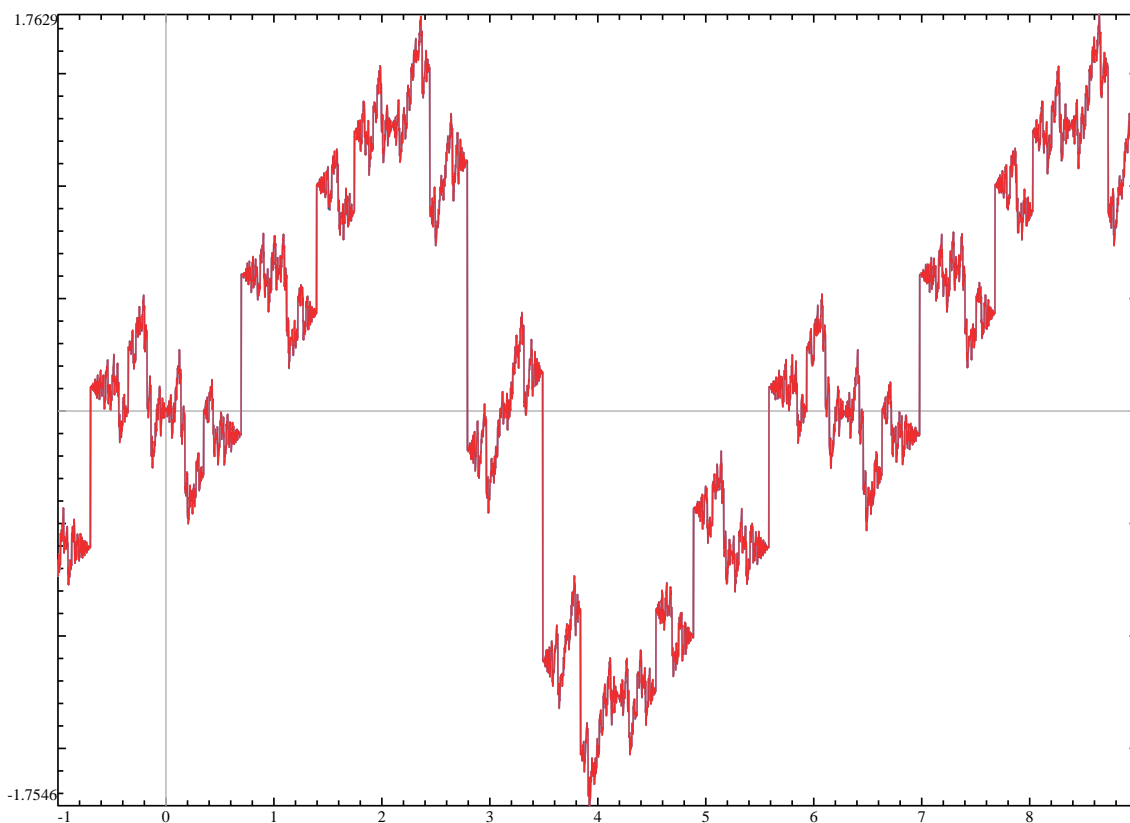
<sup>313</sup>Moreover, in the section on p. 51 we saw that when  $\deg P = 3$ , one can go in the opposite direction as well: the numbers  $N_p$  may be found if we know the “color” of  $p$ , and one more bit of information  $\left(\frac{c}{p}\right)$  for a certain number  $c$  (the *conductor*). (The latter bit is a periodic function of  $p$ : it depends only on  $p \pmod{4|c|}$ .)

(Here  $p \bmod 3$  should be replaced by  $\left(\frac{\Xi}{p}\right)$  for a general  $P$  of degree 4 and type  $D_4$ ). Recall that each colored number  $\widetilde{N}_p^{\text{res}} = N_p + 1$  counts elements divisible by  $p$  among any  $p$  consecutive elements of the sequence (hence determines the color!); moreover,  $\times$  marks impossible combinations.<sup>314</sup>

In particular, the analogue of Remark 9 on p. 24 holds in the case  $D_4$  as well: we can find whether a given prime number  $p$  may be a divisor of numbers  $P_m$  by inspecting  $p \bmod 4|\Xi|$  and a certain definite integral involving  $p$  and the function  $F_{\text{dist}}(t)$ . (Moreover, one can replace this generalized function by its antiderivative  $F_{\text{dist}}^{(-1)}(t)$  which “makes perfect sense” as a function.)

### Abelian case of degree 3 and the “extra distillation”

Another case in which our naive procedure of distillation  $N_p = \widetilde{N}_p^{\text{res}} - 1$  does not result in a distilled motive is the case of an “abelian=cyclic” polynomial  $P$  of degree 3. While in this case the periodicity  $N_p = N_p^{\text{per}}$  still holds (here  $N_m^{\text{per}}$  is a certain periodic sequence), the identities  $N_{p^k} = N_p^k$  and  $N_{p^k}^{\text{per}} = (N_p^{\text{per}})^k$  and  $N_{p^k}^{\text{per}} = N_{p^k}^{\text{per}}$  do not hold. The corresponding graph looks (again!) like an antiderivative of a sum of  $\delta$ -functions (as we saw in the cases of degree 2 and  $D_4$  without “extra” distillation):



(Here  $M = 18$  in the the  $M$ -family of polynomials “ $M \cdot$  tetrahedral numbers  $+ 1$ ”, see p. 18, and the discriminant is  $D = 9^2$ ; compare with Footnote 110 on p. 48 and the discussion in the next section.<sup>315</sup>)

While the jumps on this plot make it similar to the cases mentioned above, the reasons for these jumps seem to be completely different. For degree 2, the rank 1 of the sequence  $N_n$  was too small for

<sup>314</sup>This assumes that  $P$  has integer coefficients. The general case works too if one excludes  $p$ s dividing the denominators of the coefficients (and the leading coefficient).

<sup>315</sup>It is easy to verify that this polynomial  $3m(m^2 - 1) + 1$  is cyclic. Given a root  $x$ , consider  $x' := 3x^2 + x - 2$  — which is also a root of  $P$ . Moreover,  $x'' = -3x^2 - 2x + 2$ , and  $x''' = x$ . Since any Galois symmetry should preserve the mapping ', it can only make cyclic permutations of the roots  $x, x', x''$ . (This is similar to what we did in the  $D_4$ -case in the section on p. 106).

our method of visualization (which “works” for rank 2); in the case  $D_4$  the rank was 3 — which is too large. In both cases, the plots were not “exact fractals”.

On the other hand, the rank for the plot above *is* 2, and the plot above *is an exact fractal!* However, the laws of fractality are *slightly* different from the plots covered in the chapter on p. 22 (since they need to take into account the jumps); we inspect what needs to be changed in Remark 71 on p. 119.

The reason for the jumps above is the sequence  $N_n$  being not “fully” distilled. More generally, motives for an abelian polynomial split into “motives of rank 1” — or permutation matrices  $\mathcal{M}_p$  can be simultaneously diagonalized in an appropriate basis. In other words, the number of fully distilled parts is equal to the degree of the polynomial. In the case above the degree is 3, so we start with 3 distilled parts, and “what remains after the ‘naive distillation’ step” is still a fusion of two fully distilled parts.

### Cubic reciprocity: Class Field Theory in degree 3

When we have been handling the non-abelian case of degree 3 and the case  $D_4$  (pp. 48,94), we introduced “black box” treatments which encapsulated powerful theories (which we — more or less — explained in this chapter) into an easy-to-formulate format. Moreover, in the quadratic case (p. 61) we could explain all the details (except proofs!) of Quadratic Reciprocity — which allows a complete description of numbers  $N_n$ .

One can introduce a similar “black box” in any abelian cubic case (as in the preceding section) as well. In fact, it is going to be much closer to the quadratic case: it would give a formula for  $N_p$  for a prime  $p$ . Due to this similarity, this is sometimes called *Cubic Reciprocity*.<sup>316</sup>

It starts with the *ansatz*<sup>317</sup>  $N_p = \xi_p + \bar{\xi}_p$  with number  $\xi_p$  for prime  $p$  satisfying  $\xi(\xi^3 - 1) = 0$ . This formula determines each  $\xi_p$  uniquely up to complex conjugation. The principal result of Class Field Theory is

There is a periodic totally multiplicative sequence  $\zeta_n$  which works as  $\xi_n$ .

In other words: *there is a choice* of the sign of the imaginary part of numbers  $\xi_p$  which makes this sequence periodic and totally multiplicative. (Note that the sequence  $\zeta_n$  is uniquely defined up to *simultaneous* complex conjugation of all numbers  $\zeta_n$ .)

First, observe how close this statement is to Euler’s formulation of quadratic reciprocity (p. 15); the only differences are:

- In the Euler case, one uses  $\xi_p$  instead of<sup>319</sup>  $\xi_p + \bar{\xi}_p$ .
- In the Euler case, the equation is<sup>320</sup>  $\xi(\xi^2 - 1) = 0$  instead of  $\xi(\xi^3 - 1) = 0$ .
- What Euler required was multiplicativity w.r.t. multiplication by  $-1$  (but it implies the general case, see p. 168).

<sup>316</sup>... although this seems like a misnomer, since it focuses only on “hidden symmetries of rank 1”. The “real” cubic counterpart of the Quadratic Reciprocity should better cover both the case of rank 1 and rank 2. — (And this *is what we are doing in these notes!*)

<sup>317</sup>... in other words, with a trick which is going to be explained *at the end, by the result of calculations*.

Since  $0 \leq \tilde{N}_p^{\text{res}} \leq 3$  and  $N_p = \tilde{N}_p^{\text{res}} - 1$ , the possibility of this *ansatz* is equivalent to the number  $\tilde{N}_p^{\text{res}} = \tilde{N}_p^{\text{Gal}}$  of roots of  $P \pmod p$  cannot be<sup>318</sup> 2. (Indeed,  $\xi = 0, 1, (\pm\sqrt{-3} - 1)/2$  give  $N_p = 0, 2, -1$ .)

<sup>318</sup>In turn, this follows from the most elementary facts of number field theory: if  $P$  gives an abelian (or normal) field extension over  $\mathbb{Q}$ , then for  $P \pmod p$  the multiplicities of all the roots are the same. This implies that  $\tilde{N}_p^{\text{Gal}}$  divides the degree or is 0.

<sup>319</sup>For general abelian  $P$ , one needs to replace  $\xi_p + \bar{\xi}_p$  by a longer sum over  $\deg P - 1$  algebraic conjugates of  $\xi_p$ . (In particular, the largest possible value of this sum is  $\deg P - 1$  — matching the maximal possible value of  $N_p$ .)

<sup>320</sup>In general, the conditions on  $\xi_p$  can be replaced by “ $\xi$  is 0 or a root of 1”. The sequences  $\zeta_n$  which appear in Quadratic Reciprocity can be characterized by  $\zeta_n \in \mathbb{R}$ .

(In fact, we show in Remarks 65, 67 on p. 112 that these conditions completely determine the sequence  $N_n$  from the preceding section.)

Consider the same issues from the “Artinian point of view”: the permutation matrices  $\mathcal{M}_p$  in the abelian case of degree 3 are necessarily *cyclic*: they are either identity, or matrices of the cyclic permutations (123) or (132). Since these 3 matrices are powers of the matrix for (123), they may be *simultaneously diagonalized* in the eigenvector basis of this matrix. This is the “discrete Fourier transform” basis  $(1, \zeta^m, \zeta^{2m})$  with a fixed non-trivial cubic root<sup>321</sup>  $\zeta$  of 1 and  $m = 0, 1, 2$ .

**Conclusion:**

- The motive of solutions of an abelian cubic equation splits into a motive of a point, and two complexly-conjugate motives of rank 1.
- These motives match decomposition of matrices  $\mathcal{M}_p$  into three  $1 \times 1$  blocks.
- (By Remark 67 on p. 113,) the sequences  $N_n^{[l]}$  (with  $l$  indexing the non-trivial blocks) identify with the periodic totally-multiplicative sequences  $\zeta_n, \bar{\zeta}_n$ .

This demonstrates that this splitting uncovers the “hidden symmetries of rank 1” — indeed, these blocks behave exactly as required in the beginning of this chapter.

**Remark 65:** Moreover, same as what we saw for Quadratic Reciprocity (p. 167), if we know the conductor  $c$  (which is the shortest period of  $\zeta_n$ ) *at least sometimes* the rest follows:

The framed condition above and  $c$  uniquely determines the numbers  $N_p$  if  $c$  is a power of prime.<sup>322</sup>

Let us show how this works when  $c = 9$  (as it happens for  $P$  from the preceding section).<sup>323</sup>

Indeed, let  $\zeta$  be any non-trivial cubic root of 1. Assume that  $p \nmid c$  (one can show that otherwise  $N_p = 0$ ). Then  $N_p = \zeta^m + \zeta^{-m}$  if  $\pm p \equiv_c 2^m$ , with  $m = 0, 1, 2$ . Indeed, 2 is the primitive root mod 9 (since  $2^3 \equiv_9 -1$  and  $2 \not\equiv_9 -1$ ). The total multiplicativity and 9-periodicity imply that  $N_p = \zeta_2^m + \zeta_2^{-m}$ , hence all we need to show is that  $\zeta_2 \not\equiv_9 0, 1$ .

On the other hand, if  $\zeta_2 \equiv_9 0, 1$ , then  $N_p$  would not depend on  $p \nmid c$ . Finally, this would contradict Chebotarev’s Density Theorem.

**Remark 66:** By multiplicativity of  $N_n$ , to find this sentence all we need to know is  $N_{p^k}$ . In this section we already covered the case  $k = 1$ . However, for abelian cubic  $P$  the general case follows immediately from the description of embeddings of Galois fields<sup>324</sup>:

If  $P \bmod p$  has  $\zeta + \bar{\zeta} + 1$  roots in  $\mathbb{Z}/p$ , then  $\widetilde{N}_{p^k}^{\text{Gal}} = \zeta^k + \bar{\zeta}^k + 1$ .

Indeed, this is clear if all 3 roots (counting multiplicity) are in  $\mathbb{Z}/p$  (i.e.,  $\zeta = 0, 1$ ). Otherwise all 3 roots are in the cubic extension of  $\mathbb{Z}/p$ , hence  $\widetilde{N}_{p^k}^{\text{Gal}} = 0, 3$  depending on  $3|k$  — which coincides with the formula above.

<sup>321</sup>This gives an example where one *must* use complex coefficients to block-subdivide a collection of matrices  $\mathcal{M}_p$ .

<sup>322</sup>In general, varying  $Q$  among abelian polynomials of degree 3, there are  $2^{m-1}$  possible sequences  $(N_n^{[Q]})$  with the given  $c$ ; here  $m$  is the number of distinct prime factors of  $c$ . This is equivalent to the 3-part of  $(\mathbb{Z}/c)^\times$  being a product of  $m$  cyclic groups. (And this follows from  $c$  being a product of distinct factors which are either 9 or a prime  $p \equiv_3 1$ . See Hasse’s *Arithmetische Theorie der kubischen Zahlkörper auf klassenkorpertheoretischer Grundlage*, Mathematische Zeitschrift 31 (1930) pp. 565-582.)

(Indeed, it is easy to show that total multiplicativity implies  $\zeta_n = 0$  if  $(n, c) > 1$ ; this reduces the question to mappings  $(\mathbb{Z}/c)^\times \rightarrow \mathbb{Z}/3$ .)

<sup>323</sup>The discriminant of this polynomial is 81, hence the preceding footnote implies that  $c$  is 1 or 9. In fact, the conductor cannot be 1 since due to the “Conductor-Discriminant Formula”, the field discriminant is  $c^2$ , hence  $c^2 > 1$  due to the Minkowski’s theorem.

<sup>324</sup>We already discussed this before Remark 38 on p. 53.



**Remark 67:** Together with what we know about  $\zeta_p$ , the formula of the preceding remark represents  $\widetilde{N}_{p^k}^{\text{Gal}}$  as a sum of 3 *periodic totally multiplicative* sequences. (Indeed,  $\zeta_p^k = \zeta_{p^k}$ .)

However,  $\exp \sum_{k \geq 1} a^k u^k / k = \sum_{k \geq 0} a^k u^k$  (compare with Footnote 125 on p. 52). **Conclusion:**  $\overline{N}_n$  is completely determined by the numbers  $\zeta_p$  and is a fusion of 3 periodic totally multiplicative<sup>325</sup> sequences  $(\zeta_n^m)$  for  $m = 0, 1, 2$ . (Here  $0^0 =: 1$ .)

---

<sup>325</sup>The *total multiplicativity* of  $(\zeta_n)$  does not extend to  $(N_n)$ : it is ruined by the addition “inside” the fusion rules.

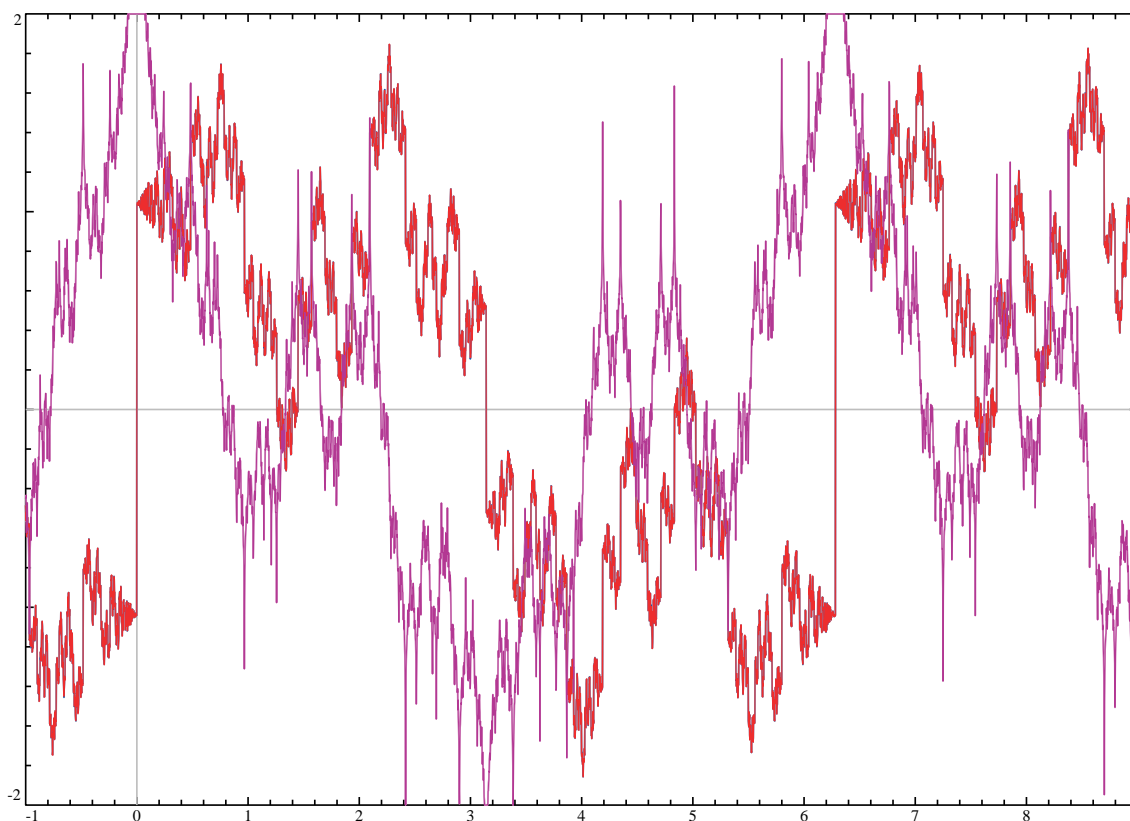
## Appendix: Getting closer to the Langlands Program

In construction! (Lousy — and quite incomplete — exposition.)

### The fractality laws in a reducible case

As we discussed it on p. 44, the polynomials “ $M \times$  tetrahedral numbers  $+ 1$ ” with a whole number  $M \geq 16$  have a positive discriminant, so may be used as “true” examples of the Langlands program (as opposed to the examples with negative discriminant, for which the fractal properties were already known before Langlands due to the Class Field Theory; see p. 62).

It turns out that for  $M = 16$  the discriminant is  $2^6 \times 13$ , and experiments with the graph show that the conductor  $c$  happens to be very small, 13. This is much smaller than  $c = 148$  considered on p. 44. To see why we needed to deal with the harder case (one with larger conductor) observe how the graph of  $F^{(-1)}$  behaves in this case; the plot of  $F^{(-1)}(t)$  is in red, and the corresponding imaginary part  $\text{Im } F_{\mathbb{C}}^{(-1)}(t)$  is in violet:



Observe the principal properties of the violet graph:

- The violet graph has a lot of “spikes”; this is due to the “logarithmic singularities”<sup>326</sup> at all points  $2\pi R/s$ .
- Only the widest “spikes” of the violet graph reach the top/bottom edges of the graph. In fact, the more narrow spikes are cut-off due to approximations in plotting. If we could increase

<sup>326</sup>These log-spikes are closely related to the jumps on the red plot. See Footnote 161 on p. 62.

the number of sample points for our graph by many orders of magnitude,<sup>327</sup> one could see that *all* these spikes actually go up or down to infinity!

- **Conclusion:** the low resolution of this plot hides another pathology: the function  $\text{Im } F_{\mathbb{C}}^{(-1)}(t)$  is unbounded near these points. Since these points are dense, this means that the function is unbounded in every small interval — which means that it is impossible to plot it honestly!<sup>328</sup>

For the red graph:

- The red graph has a jump at every point  $2\pi R/s$ .
- Moreover, on the graph above and its fragments shown below *suggest* that all the variation of the function  $\Phi(t) := F^{(-1)}(t)$  “happens via jumps”. In other words,  $\Phi(t - 0) - \Phi(t_0 + 0)$  is the sum of jumps of  $\Phi$  between  $t$  and  $t_0$  (if  $t > t_0$ ).<sup>329</sup>
- On the right of every jump (say, for  $t > t_0$ ), the red graph behaves as a Lipschitz function:  $|\Phi(t) - \Phi(t_0 + 0)| \leq C \cdot (t - t_0)$ . (Likewise on the left.)

Recall what we saw for  $M = 24$  (on p. 44): what was happening near 0 on the red graph was visually indistinguishable from the toy transform of the same graph. Now, near  $t = 0$  the graph jumps

---

<sup>327</sup>A singularity  $y = 1/n \log t$  becomes *exponentially* more narrow when  $n \rightarrow \infty$ . The corresponding jumps on the red graph are visible for  $n$  up to hundreds. One would need astronomical number of sample points to see similar number of spikes on the violet graph!

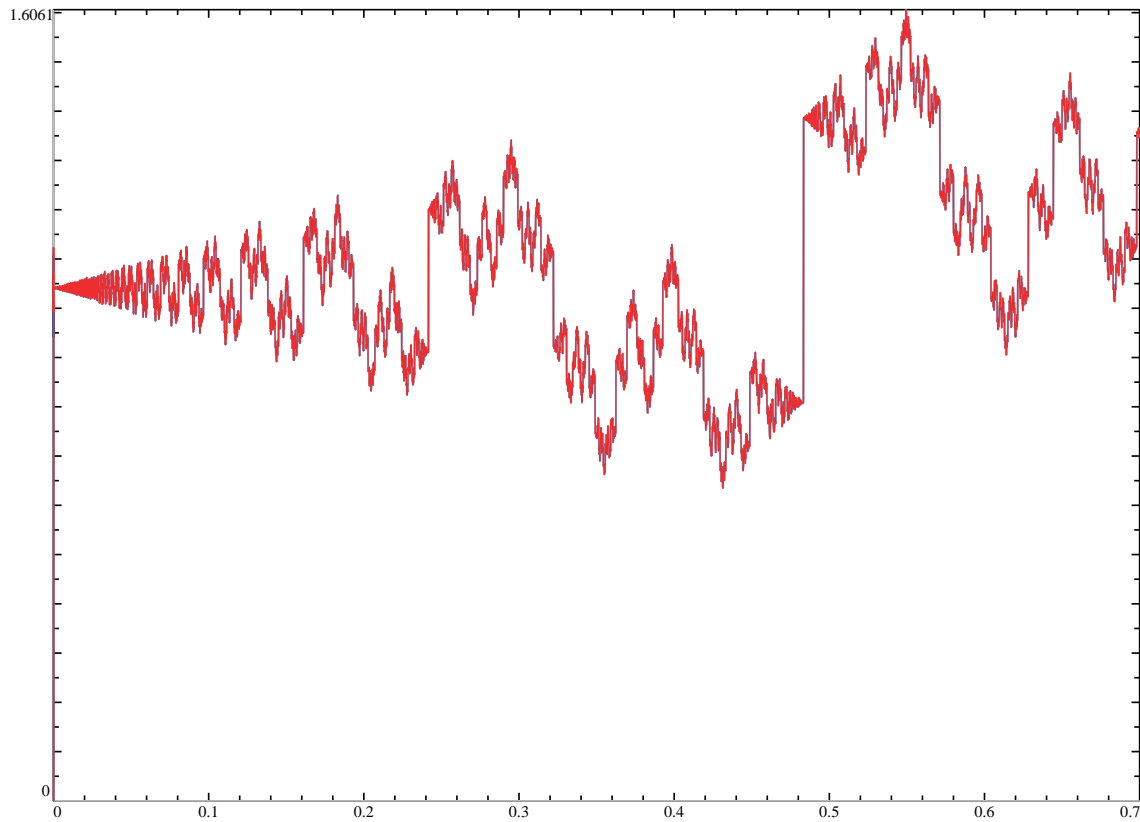
<sup>328</sup>While the “spikes” on the graph of  $\text{Im } F_{\mathbb{C}}^{(-1)}(t)$  happen for  $t$  in an everywhere dense subset of  $\mathbb{R}$ , their projections to the  $t$ -axis happen to be a “meagre subset of measure 0”, meaning that for a “random” value of  $t$  (such that  $t/\pi$  does not have “pathologically good” approximations by rational numbers)  $\text{Im } F_{\mathbb{C}}^{(-1)}(t)$  is close to the violet graph. (To have a plot for *every*  $t$ , one needs to take an extra antiderivative:  $\text{Im } F_{\mathbb{C}}^{(-2)}(t)$  has a honest plot.)

<sup>329</sup>One should be extremely careful with statements like this, since this sum is only conditionally converging. There is a way to overcome this (see Footnote 386 on p. 128). However, the result is strikingly unexpected: the sum of jumps is twice the variation  $\Phi(t) - \Phi(t_0)$  of the function!

In short (we return to this in Remark 68 on p. 118): one can break jumps into two distinct types, depending on whether 13 divides  $Q$  for  $2\pi^P/Q$ . It turns out that if one runs the sum above over *only one* type of jumps, this gives a correct answer! (In particular, this sum does not depend on *which* of two types we choose. . .) In other words: if one “forces” the correct jumps at one type of the points  $2\pi^P/Q$ , the correct jumps at the other type of the points would be “spontaneously generated”.

We know no heuristic which would explain this. . . (This is an example of a situation when having a proof — in the section on p. 125 — does not lead to more understanding of what happens.)

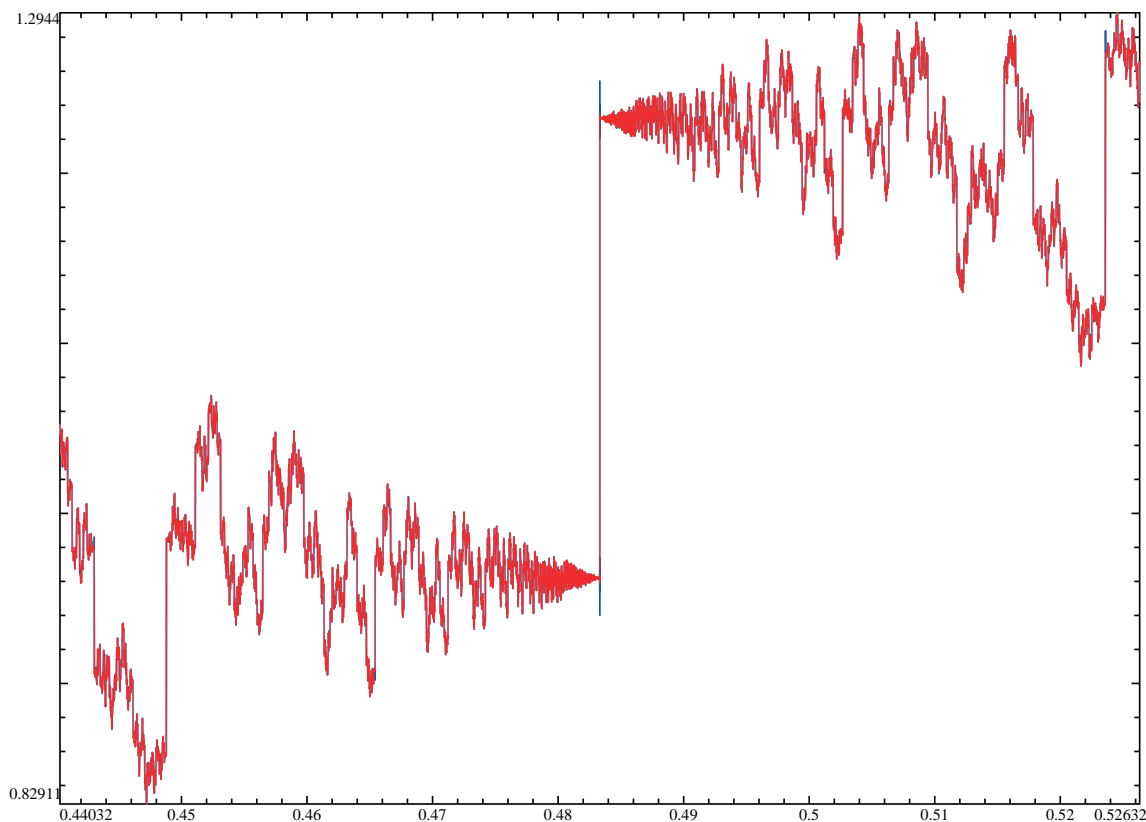
from about  $-1.04$  to about  $1.04$ , *then* follows the “toy transform” pattern:



With a jump at  $t = 0 = 2\pi^0/1$  of  $J \approx 2.08$ , inspection of other jumps shows that the magnitude of the jump at  $2\pi^R/s$  is  $J/s$ ; moreover, the direction of the jump depends only on  $J \bmod 13$ ; one can recognize that the jump has the same sign as in  $S^6 \equiv_{13} \pm 1$  (this is the Legendre symbol  $\left(\frac{S}{13}\right)$  from p. 166). All this works for  $13 \nmid S$ .

The jumps at the remaining points  $2\pi^R/s$  with  $13|S$  behave differently: the magnitude of the jump is  $\sqrt{13}J/s$ ; the sign of the jump coincides with  $\left(\frac{R}{13}\right)$ .

For example, zoom in a lot<sup>330</sup> near  $t = 2\pi/13 \approx 0.48332$ :



The jump is by about  $0.577 \approx 2.08/\sqrt{13}$ , as predicted above.

As in the case  $c = 148$ , the shape of “one oscillation” in the pattern of oscillations near the points of jump matches the shape of the graph of one period (compare with the first graph of this section). In this way, the shape behaves very similar to the shapes in horizon-self-similar points. However, the jumps themselves break horizon-similarity completely (we discuss how to fix it in Remark 71 on p. 119).

How to explain the difference between what we see here (for  $M = 16$ ) and what we saw for  $M = 24$  (on p. 44)? The reason is very simple: the polynomial “ $16 \times$  tetrahedral numbers  $+ 1$ ” vanishes at the point  $\frac{1}{2}$ . In other words,  $8m(m^2 - 1) + 3 = (2m - 1)(4m^2 + 2m - 3)$ . So the zeros of this polynomial (including residues mod  $n$  at which the polynomial is divisible by  $n$ ) break into two types: the zeros of  $2m - 1$  and zeros of  $4m^2 + 2m - 3$ . Note that  $2m - 1$  has zeros modulo any odd number  $n$  (at  $(n+1)/2$ ). Therefore in the sequence of red/green colors (as those related to “tetrahedral numbers  $+ 2$ ”, on p. 19) the color of primes  $p \geq 3$  is going to be always green. Moreover, the number of solutions mod  $p$  (used in the section on p. 48) is one more<sup>331</sup> than the number of solutions for  $4m^2 + 2m - 3 = 0$ .

In the language of the section on p. 53 and of Remark 59 on p. 104 “the corresponding motive is not fully distilled”—and the patterns corresponding to the factors are “overlaid on top of each other”, contaminating these patterns.

<sup>330</sup>The “overshoots” on the jump(s) are examples of a phenomenon explained in the middle of 19th century: the “Gibbs phenomenon”: they are due to sharp cut-offs in the low-pass filtering we use. Since we sum up millions of Fourier terms, these overshoots are very narrow (recall that *the height* of Gibbs’ oscillations does not depend much on the number of terms, but the width does!), so the sample points for our plotting program miss the regions of these overshoots unless we use very high magnification.

<sup>331</sup>There is no collision between the solutions, since the value of  $4m^2 + 2m - 3$  at  $m = 1/2$  is  $-1$ —which has no prime factors!

In short: for a reducible polynomial the sequence of red/green colors *is a “mix”* of colors for the factors of polynomials. Likewise for numbers  $N_k$  from the section on p. 48: they are determined by the corresponding numbers  $N_k^{\text{quadr}}$  for  $4m^2 + 2m - 3 = 0$ .

Recall that in the sections on p. 99 and p. 103, we introduced the reducible case Reduc as one of the motivations of the notion of distillation. We *claimed* that distillation (or, in this particular case, factorization) simplifies the “hidden symmetries” a lot — but we did not provide the examples. Now we can give the example: factoring out  $2m - 1$  changes the plots above to the plots for  $4m^2 + 2m - 3$ , — which we considered in the section on p. 61.

**Conclusion:** to see the results of factorization on the plots in the case of degrees  $1 + 2$ , compare the plots here to the plot in that section: fractality of Fourier transform is replaced by the periodicity of coefficients.

**Remark 68:** In fact, it can be shown that the values of  $F^{(-1)}(t)$  “change *only* due to jumps”. (In other words,  $F(t)$  is a sum of  $\delta$ -functions; or one can say that  $F(t)$  is “an Eisenstein series”).<sup>332</sup> More precisely,  $F^{(-1)}(t - 0) - F^{(-1)}(t_0 + 0)$  equals the sum of jumps of  $F^{(-1)}$  between  $t$  and  $t_0$  (if  $t > t_0$ ).

However (as we said in Footnote 329 on p. 115), while the statement above is true, it is true in a very non-expected way: the sum should be taken not over *all the jumps*, but over *any one* of “two halves” of the set of jumps. Together with our description of the positions and heights of jumps, this leads to a very explicit formula<sup>333</sup> for  $F^{(-1)}(t)$ .

**Remark 69:** While reducible polynomials are (usually?) not covered by Langlands’ approach,<sup>335</sup> it looks like the graph above is still an exact fractal. And in fact, the transformation  $T \mapsto -1/13T$  (here  $T := t/2\pi$ ) exchanges jumps of the first and the second type (two “halves” of the preceding remark); moreover, after multiplication by  $\sqrt{13}$  (and taking into account the law for how  $\delta$ -functions change under coordinate transform) one can see that the formulas for jumps at the points of the first and the second type are also exchanged by this transformation.<sup>336</sup>

Together with Remark 68 (and 71 on p. 119), this explains the fractality law “on any one particular side” of  $t = 0$ . Moreover, the transformations  $T \mapsto (aT + b)/(13cT + d)$  with  $ad - 13bc = 1$  send points  $2\pi \frac{R}{S}$  to points of the same type, and again, they are “compatible” (in the same sense as above) with the jumps of  $F^{(-1)}$  (up to the sign  $(\frac{a}{13})$ ). This shows that the corresponding fractal transformations do not change the graph!

**Conclusion:** there are two descriptions of  $F^{(-1)}(t)$  as a sum over jumps. The transformations  $T \mapsto (aT + b)/(13cT + d)$  with  $ad - 13bc = 1$  are compatible with each one of these descriptions. The transformation  $T \mapsto -1/13T$  *exchanges* these two descriptions. Together, this shows that all points are “one-sided horizon-similar”.

<sup>332</sup>As we said, the graphs *suggest* this. On the other hand, it is probably too naive to rely on visual appearance in detection of Eisenstein series. Observe that adding a term with a continuous  $F^{(-1)}(t)$  would not influence “the general visual appearance” of the graph: the contribution of this term would be lost in all the “fractal noise” of the jumps in the graph.

<sup>333</sup>To do this, one needs to rearrange this sum *smartly*, since it is obviously *not absolutely convergent*; we discuss this in the section on p. 125. After this, we can describe  $F^{(-1)}(t)$  as a certain infinite summation over jumps which:

- Converges “as a *generalized function*”.
- Converges absolutely for all  $t$  except for “very rare pathological values” of  $t$ .<sup>334</sup>

Mathematically, such objects are described using *modular symbols*.

<sup>334</sup>We do not know what happens in these “pathological values”.

<sup>335</sup>The functions  $F(t)$  predicted by the Langlands program are “*cusp form*” — which are, in a certain very precise sense, “functions ‘opposite’ to Eisenstein series”.

<sup>336</sup>However, in the transformation, one should take *the absolute value* of the factor  $T$  (or  $1/T$ ) of the fractality law, same as we did in Remark 21 on p. 31. (This is the *Maass* case!)

**Remark 70:** Note that Eisenstein series are *direct generalizations* of Euler’s formulation of Quadratic Reciprocity. Indeed, essentially Euler’s formulation claims that the corresponding numbers  $N_k^{\text{quadr}}$  form a periodic sequence.<sup>337</sup> In terms of  $F(t)$ , this means that<sup>338</sup> it is a sum of  $\delta$ -functions, and in terms of  $F^{(-1)}(t)$ , this means that it is a locally-constant function. In other words: the variation of  $F^{(-1)}(t)$  is described as a sum of (a finite number of) jumps (at points  $2\pi R/s$  with certain denominators  $S$ —and, in fact, the magnitude of the jumps is proportional to the Legendre symbol  $\left(\frac{R}{c}\right)$ ). Compare with the graph on p. 61).

For the Eisenstein series for  $(2m - 1)(4m^2 + 2m - 3)$  above, the only thing which changes is that we allow jumps with *any* denominator  $S$  with  $13|S$  (instead of  $S = 13$  for  $4m^2 + 2m - 3$ ).

**Remark 71:** To have an honest exact fractality we need  $F^{(-1)}(t)$  to match near 0 what “ $F^{(-1)}(t)$  is near infinity”—but  $F^{(-1)}(t)$  has a jump at 0. In other words,  $F(t)$  has a  $\delta$ -function singularity at  $t = 0$ . One can see that to preserve “the spirit and letter of the fractality law”, we must ensure that  $F(t)$  also has “a  $\delta$ -function singularity at  $t = \infty$ ”. Since a Fourier series  $\sum_n N_n \cos nt$  is a periodic function, and periodic functions do not behave like this, we need to add another term into our definition of  $F(t)$ :

$$F(t) = N_\infty \delta_\infty(t) + \sum_n N_n \cos nt$$

for a certain value of  $N_\infty$ . Unfortunately,  $\delta_\infty(t)$  makes no immediate sense in math.

To explain what  $\delta_\infty$  may mean, recall the pictures of the absolute of Lobachevsky geometry from Remark 17 on p. 27. There the  $t$ -axis “bends” around the disk so that  $t = -\infty$  comes next to  $t = +\infty$ . This way, the  $t$ -axis becomes a circle with 1 point removed from it (essentially, an arc of  $360^\circ$ ). On one side of the removed point is the  $t = -\infty$  end of the arc, on the other side is  $t = +\infty$ .

In other words:

the  $t$ -axis with the added point  $t = \infty$  becomes a circle (usually named  $\mathbb{RP}^1$ ).

Moreover, it makes sense to restrict a (generalized) function on the circle  $\mathbb{RP}^1$  to a function on  $\mathbb{R}$ —but the  $\delta$ -function with support at the added point vanishes after such a restriction. Hence while “extending” a (generalized) function from  $\mathbb{R}$  to the circle above, we may add an arbitrary multiple of  $\delta_\infty(t)$ —as we needed to do above.

With thus modified function  $F(t)$ , the fractality law we established to work *separately* “on each of two sides of every point  $2\pi R/s$ ” now works also “in a certain interval *containing* every given point  $2\pi R/s$ ”. In particular, this includes the jumps at rational multiples of  $2\pi$ .<sup>339 340</sup>

**Remark 72:** The problem with the plots above is that (usually?) the Langlands program focuses on the behaviour of “distilled” motives. *This* is why we needed to “distill” our sequence  $N_m$  for its Fourier transform to have<sup>341</sup> the “expected” fractal properties. For an irreducible polynomial  $P$ , the

<sup>337</sup>Compare with the section on p. 61.

<sup>338</sup>... with the fine print from Footnote 160 on p. 62.

<sup>339</sup>Due to the need for this modification, the fractality law for this function is different from what we considered before. *This* is why we needed to consider first the example with larger conductor.

Moreover, strictly speaking, the Langlands program does not cover reducible cases.

<sup>340</sup>We needed to cheat in this discussion. As stated, the term  $\delta_\infty(-1/t)$  would be killed by the factor  $|t|$ , and/or one won’t be able to divide it by  $|t|$ .

We are saved by the fact that in 1-dimensional case covariant  $k$ -tensors have 1 component for any  $k$ —so in this regard they do not differ from scalars. What *does differ* is how they change under coordinate transform. With the transform  $t \mapsto -1/t$  they are divided by  $|t|^{2k}$ . So if we assume that  $k = \frac{1}{2}$  for  $F(t)$ , then the factor in our transform is not needed anymore—it is “absorbed into the geometric nature” of  $F(t)$ —which becomes a  $\frac{1}{2}$ -density. In this context, the discussion of  $\delta$ -functions above makes perfect sense.

(Note that the fact that  $k$  may be fractional is *also* a special feature of the 1-dimensional case.)

<sup>341</sup>... with the fine print from Footnote 160 on p. 62.

motive for  $P(m) = 0$  is a mixture of a motive<sup>342</sup> of a point (recall that a point is a solution to<sup>343</sup>  $m = \text{const}$ ; the corresponding  $N_m$  are all 1) with “what remains”; however, if  $P = P_1 P_2$ , then this motive is a mixture of motives for  $P_{1,2}$ ; if  $\deg P_1 = 1$  and  $\deg P_2 = 2$ , then it is a mix of two copies of a motive of a point, and the “what remains” motive for  $P_2$ .

Our procedure of “distillation” would remove one copy of the point-motive; what remains is “a point” fused with “what remains” for  $P_2$ —which is exactly the “undistilled motive for  $P_2$ ”! So in addition to showing what happens for reducible  $P$ , the pictures above also show the result of our procedure applied to a quadratic polynomial  $4m^2 + 2m - 3$ , but without the step of “distillation”.

**Remark 73:** Compare with the plot of the abelian case in degree 3 (on p. 110).

Above we mixed a motive of a point (zero equations with zero unknowns!) with a motive for a quadratic equation. They corresponded to two functions  $\widetilde{N}_p^{\text{res}} \equiv 1$  and  $F_p^{(-1)} \equiv N_p^{\text{periodic}}$  (for prime  $p$ ). In the abelian case we were mixing two motives which are both periodic.<sup>344</sup>

**Remark 74:** As explained above, for  $P_m = (2m - 1)(4m^2 + 2m - 3)$  we saw in the section on p. 125,<sup>345</sup> the corresponding “undistilled” denominator  $\overline{\Delta}(u)$  is a product  $\overline{\Delta}^{[2m-1]}(u)\overline{\Delta}^{[4m^2+2m-3]}(u)$ ; the former factor is (as for any linear polynomial)  $1 - u$ , and the latter is  $(1 - u)\Delta^{[4m^2+2m-3]}(u)$ . (This follows immediately from the definition of our “naive” distillation; compare with the section on p. 105. Recall that  $1 - u$  appears here as the characteristic polynomial of  $1 \times 1$  matrix 1.)

**Conclusion:**  $\Delta^{[P]}(u)$  coincides with  $\overline{\Delta}^{[4m^2+2m-3]}(u)$ , hence the plots above coincide with the plots of the antiderivative of the Fourier transform  $\overline{F}_{4m^2+2m-3}(t)$  of the “undistilled” sequence  $\overline{N}_n$  for the quadratic polynomial  $4m^2 + 2m - 3$ . So in addition to showing what happens for a reducible  $P$ , these plots also show the result of our procedure applied to a quadratic polynomial  $4m^2 + 2m - 3$ , but without “the step of distillation”.

Recall that since  $N_n$  for a quadratic polynomial is periodic (even or odd), its Fourier transform is a sum of  $\delta$ -functions, hence  $F^{(-1)}$  is a locally constant function.<sup>346</sup> This illustrates what kind of a major simplification is obtained by our step of (“naive”) distillation: it replaces very complicated fractality pattern for  $\overline{F}_{4m^2+2m-3}(t)$  (so for  $\overline{N}_n$ ) to “just periodicity” for  $N_n$ .

In other words: without our “naive distillation”, for  $P_m := 4m^2 + 2m - 3$ , the complexity would jump from the “rank=1” case to the much more involved “rank=2” case. Likewise, for the generic cubic polynomials, the complexity would jump from “easy-to-visualize” explicit fractality of the “rank=2” case to the (enormously more complicated) “rank=3” case.

### 3 smallest conductors

**Remark 75:** Using `mfeigensearch` as described on p. 175, one can see that our function  $F$  matches a modular form with the conductor<sup>347</sup>  $c = 39$ . One can find the corresponding  $L$ -function by

<sup>342</sup>Here “a mixture of motives” is a geometric counterpart of a fusion of sequences  $N_n^{[l]}$ . Compare with Remark 60 on p. 105.

<sup>343</sup>It also can be thought of as corresponding to 0 equations with 0 unknowns.

<sup>344</sup>Compare with our discussion of a quartic polynomial with field discriminant 117 on p. 84. The corresponding motive is also a mix of two distilled motives. That time it is a “periodic” motive mixed with a “modular form” motive.

A similar “mixing” may happen for cubic equations with *two* unknowns (*elliptic curves*). Some of these curves have “extra” symmetries called “complex multiplication”—and then their motive splits in way very similar to examples above. (This is a very classical topic in math.)

<sup>345</sup>**N.B. (???) Check the order of sections!**

<sup>346</sup>In fact, this is correct only for one of the real/imaginary part of  $F_{\mathbb{C}}(t)$ . See Footnote 161 on p. 62.

<sup>347</sup>This is the second smallest conductor of a modular form appearing in these notes. We already saw the smallest possible conductor 23 in “the case  $M = 6$  in the  $M$ -family” considered in the section on p. 40.

In fact, as `mf=mfeigensearch([1..40], 1, [])` in GP/PARI shows, 39 is the third smallest possible conductor for a modular form (of weight 1). The second one is 31—and it corresponds to the cubic polynomial  $P = x^3 + x - 1$ . (This conductor does not seem to appear in the  $M$ -family—at least with  $M = R/s$  and  $|M|, |s| \leq 3,000$ .)



`lf=lfunartin(NF=nfinit(nfsplitting(P)),gal=galoisinit(NF),[[0,1;-1,0],[1,0;0,-1]],1);`  
 to check the coincidence with the initial coefficients calculated by our rules, use `lfunan(lf,#N_n)==N_n`.

Compare this with a direct match of the graphs: a peak on the graph of  $F^{(-1)}(t)$  near  $t = 0.228$  matches a peak near  $t = 4.44$  on the purple graph above. This leads to  $c \approx 4\pi^2/4.44 \cdot 0.228 \approx 38.998$ .

## Frobenius

In the section on p. 100 we gave a (partial) description of how the different variants of the sequences  $N_{p^k}$  correspond to “Galois” symmetries of the complex roots of the polynomial  $P$ . In short, the assignment above can be broken into two steps:

A prime number  $p$   $\mapsto$  “Its Frobenius symmetries” and “A symmetry”  $\mapsto$  A recursion relation.

We are not going to discuss the first step, except for noting that for a non-exceptional  $p$ , all the corresponding Frobenius symmetries lead to the same recursion relation. (The Footnote 369 discusses exceptional primes.) The *significance* of this step is that instead of infinitely many (non-exceptional) primes, we can consider the finite set of symmetries (or: certain permutations) of the complex roots.

For “abelian” polynomials  $P$ , these symmetries commute, and there are as many of them as the degree of the polynomial. For our sequences  $N_{p^k}$ , this means that, after suitable distillations (which decreases the “rank” from  $\deg P$  to 1)  $N_{p^k} = N_p^k$  (compare with Footnote 366 on p. 123). Every corresponding — generalized — function  $F(t)$  is a finite sum of shifts of  $\delta$ -functions.<sup>348 349</sup>

## Artin representations

People who have heard of Artin  $L$ -function can immediately recognize<sup>350</sup> that our numbers  $N_m$  are exactly the coefficients of this function (for our assignment of  $2 \times 2$  matrices).<sup>351</sup>

Finally, recall that *in the simplest cases* this part of Langlands program is *already known*:

$F(t)$  has required fractal properties when  $N_m$  are coefficients of an “uncomplicated” Artin  $L$ -function.

According to Langlands–Tunnell results (of  $\approx 1980$ )<sup>352</sup> a case is “uncomplicated” if the matrices are  $2 \times 2$ , and it is not the “icosahedral” case: products of these  $2 \times 2$  matrices do not match the composition laws of the symmetries of an icosahedron.<sup>353</sup>

In terms of matrices, this means that in a certain basis these  $4 \times 4$  matrices not only split into  $1 \times 1$  and  $3 \times 3$  blocks,<sup>354</sup> but also the  $3 \times 3$  block may be split again into another  $1 \times 1$  block and a  $2 \times 2$  block.<sup>355</sup>

It turns out that the proper numerator is  $(1 - u)^2$  for odd rows of this table, and  $1 - u^2$  for even rows.

<sup>348</sup>Or at least this holds for either real or imaginary part of  $F_{\mathbb{C}}(t)$ . (See Footnote 161 on p. 62.)

<sup>349</sup>We discussed such distillations in the section on p. 110.

<sup>350</sup>In addition to what we did in the section on p. 100, one needs to check that the standard definition of the *Frobenius permutation* gives a 3-cycle if there are no roots mod  $p$  (the “red” primes), a transposition in the case of 1 root, and the trivial permutation in the case of 3 roots.

<sup>351</sup>Since our language is not good enough for a *general* description of what happens in *exceptional* primes, this does not verify the match if  $m$  is divisible by an exceptional prime. Still, in our particular case one can check such matches as well.

<sup>352</sup>In Knapp’s notes in the Edinburgh Proceedings *Representation Theory and Automorphic Forms*, 1997, this is Theorem 8.9 (together with the paragraph after Theorem 8.7).

<sup>353</sup>The icosahedral case is also known, but only in the “even” case (for polynomials of degree 5, this means that they have 1 real root) since 2009. See Khare–Wintenberger paper *Serre’s modularity conjecture. I*.


<sup>354</sup>These blocks correspond to the “total weight” of a weight distribution on roots, and the distributions with total weight 0.

<sup>355</sup>The second  $1 \times 1$  block consists of weight distributions proportional to  $1, -1, 1, -1$ , and the last one to the *odd* weight distributions, for which the weights at opposite vertices are opposite.

### Random yet-unincorporated bits and pieces

**Remark 76:** As usual with distilled components, for prime indices “mixing the components” is just addition:  $N_p = \zeta_p + \bar{\zeta}_p$ . For composite indices the relations become more involved: for powers of primes one requires  $N_{p^k} = \zeta_p^k + \zeta_p^{k-1}\bar{\zeta}_p + \dots + \bar{\zeta}_p^k$  (unless  $\zeta_p = 0$ , this may be rewritten as  $\zeta_p^k + \zeta_p^{k-2} + \dots + \zeta_p^{-k}$ ), and for more complicated indices this quickly goes out of hand.<sup>356</sup>

**Remark 77:** This is very similar to many problems of Linear Algebra simplifying a lot by diagonalization of a matrix (when applicable). Indeed, the “permutation matrices” we associated to every Galois symmetry in the section on p.100 can be all diagonalized in the same basis iff the polynomial  $P$  is abelian. Selecting a particular vector of the basis chooses a particular linear factor  $1 - Z_p u$  of the characteristic polynomial  $\Delta_p(u)$  of the permutation associated to any non-exceptional<sup>357 358</sup> prime  $p$ . It is easy to see that  $Z_p = \zeta_p$  or  $Z_p = \bar{\zeta}_p$  (hence  $Z_p$  can be used as  $\zeta_p$  described above)—and Class Field Theory shows that any sequence  $Z_p$  obtained this way is periodic!<sup>359</sup>

**Remark 78:** When dealing with several matrices, it is very rare that one can diagonalize them all in the same basis—and this is why abelian polynomials are so rare. However, even if the full diagonalization is not possible, sometimes a “partial” diagonalization may be achieved. Then there is a basis in which all the matrices allow the same “block-diagonal” decomposition, as in  (with 0s outside of the blocks).

Recall that for the “non-trivial part” of Class Field Theory<sup>360</sup> to hold, one needs a particular way to choose one of  $\zeta_p$  and  $\bar{\zeta}_p$  simultaneously for all  $p$ . It turns out that after splitting into  $1 \times 1$ -blocks, each such way to choose may be identified with a particular block (=eigenvector) via considering the characteristic determinant  $1 - Z_p u$  of this block. In general, choosing the  $l$ th block (out of  $L$  blocks) chooses a particular factor  $\Delta_p^{[l]}(u)$  of the characteristic polynomial  $\Delta_p(u)$  for every non-exceptional  $p$ .

For prime  $p$ , the relation between these is immediate:<sup>361</sup>  $N_p = \sum_{l=1}^L N_p^{[l]}$ .

**Remark 79:** For rank above 2, the description of the corresponding symmetric function is much harder than our explicit construction of  $F(t)$  “by taking the Fourier transform” of  $N_n$ .<sup>362</sup>

**Remark 80:** (In terms of numbers  $N_n$ , a prime  $p$  appears as a divisor iff<sup>363 364</sup>  $N_p \geq 0$ .)

<sup>356</sup>To avoid these complications, mathematicians use “a black box” encapsulation of the Dirichlet series. This way, the formulas for  $N_n$  given above are just particular cases of the statement that one Dirichlet series is a product of two others.

<sup>357</sup>If  $P$  is abelian, one can just force  $Z_p=0$  for any exceptional prime.

<sup>358</sup>**N.B. (???) For degree 3 (or prime) only???**

<sup>359</sup>This is an amplification of the statement above about a possibility to choose a periodic  $\zeta_p$ .

<sup>360</sup>**N.B. (???) The framed statement of periodicity.**

<sup>361</sup>In general, one can express  $N_n$  in terms of  $N_m^{[l]}$  with  $m|n$  and  $1 \leq l \leq L$ . However, if  $n$  has many prime factors, this description becomes more and more cumbersome. In practice, it is much easier to work with *Dirichlet series*—see Footnote 356 on p.122.

<sup>362</sup>For these descriptions to work, our collection of matrices should be related to a certain system of polynomial equations. In our examples, the matrices are permutation matrices of Galois symmetries of complex roots of a polynomial in one variable—or common blocks of such matrices after an appropriate change of basis.

Yet more generally, instead of considering blocks of permutation matrices, we may assign any invertible matrix  $\mathcal{M}_g$  to any Galois symmetry  $g$  provided that this assignment is compatible with the composition of symmetries:  $\mathcal{M}_{gg'} = \mathcal{M}_g \mathcal{M}_{g'}$ . Such an assignment is called an *Artin representation*, and the claims above work for the corresponding sequences  $(N_n)$  as well.

<sup>363</sup>... if  $P_m$  is a polynomial with integer coefficients and the leading coefficient 1. In general, to get from “integer values” to “integer coefficients” one needs to consider  $\alpha P$  with  $\alpha \in \mathbb{N}$  and  $\alpha | (\deg P)!$ . This means that the equivalence works only when  $p \nmid \alpha$ .

Likewise, if the leading coefficient is not 1, then one gets another finite set of exceptional  $p$ s.

<sup>364</sup>Moreover, with a finite number of exceptions (when  $N_p = 0$ ),  $N_p$  takes only values  $\pm 1$ . Hence up to these exceptions, finding  $N_p$  is equivalent to answering the framed question.

**Remark 81:** (In fact, according to Class Field Theory abelian polynomials exist in any degree, and the description above still works if we replace the conditions on  $\zeta_n$  to be roots of 1 of degree  $\deg P$ , and instead of complex conjugation, consider all Galois symmetries of the roots. Note that with this formulation Quadratic Reciprocity becomes the case  $n = 2$ .)

**Remark 82:** The symmetry is the “periodicity”.<sup>365</sup>

**Remark 83:** This “denominator” is a polynomial in an “ancillary” variable  $u$ .

**Remark 84:** • The sequence  $N_{p^k}$  (for  $k \geq 0$ ) is encoded as a Taylor series at  $u = 0$  of a certain rational function.

- The denominator of this function is a product of the terms  $1 - u^d$  with certain numbers  $d$ .
- The numbers  $d$  which appear are the degrees of the factors of the polynomial  $P$  reduced mod  $p$ . (Here one should ignore the multiplicity of every factor:  $(m - 1)^3(m^4 + 3m - 5)^2$  gives two numbers  $d = 1, 4$ . This gives  $(1 - u)(1 - u^4)$ .)
- The numerator is  $1 - u$ . (In fact, it is a common factor of all factors  $1 - u^d$ .)

**Remark 85:** On the other hand, this “extra distillation” was not following the motto “a contribution of simpler polynomials” above. The distilled “parts” are very simple, but they do not “match” any simpler polynomial.

**Remark 86:** (According to the Class Field Theory) the resulting sequence  $N_n$  (of rank 2) can be further distilled into two components (of rank 1 each).<sup>366</sup>

**Remark 87:** In the section on p. 82 we covered the flavors of non-abelian polynomials of degree 4; the principal difference is how large is the group of Galois symmetries: size 8 for  $D_4$ ; size 12 for  $A_4$ ; and size 24 for  $S_4$ .

**Remark 88:** The numbers  $d$  which appear are the lengths of cycles of a certain permutation (“Frobenius symmetry”) of the roots “associated with a prime number  $p$ ”.<sup>368</sup>

**Remark 89:** Up to (“conjugation by”) a symmetry of a square, all the symmetries of the square break into 5 flavors.

The Frobenius symmetry associated to  $p$  is in fact *only a flavor*: the built-in ambiguity of the construction of this symmetry allows *every* symmetry in a conjugacy class “to work as” Frobenius symmetry. Fortunately, in these notes we care only about properties of these symmetries which are shared by all the symmetries of the same flavor.<sup>369</sup>

<sup>365</sup>**N.B. (???) Multiplicativity as rescaling?**

<sup>366</sup>Each of these  $\deg P - 1$  components has an extremely simple form: the corresponding rational function is  $1/(1 - C(p)u)$  with  $C(m)$  a certain periodic function of  $m$ . Moreover, the sequence  $(N_n^{[l]})$  corresponding to this component coincides with  $C(n)$  for all  $n$ .

For  $\deg P = 2$ , there is only such component, hence the “whole”  $N_n$  is of this form (“Quadratic Reciprocity”).<sup>367</sup> The corresponding  $C$  takes values in  $0, \pm 1$ . (In general,  $C(n)$  is 0 or a root of 1.)

<sup>367</sup>**N.B. (???) Ref!**

<sup>368</sup>This is literally true for non-exceptional primes  $p$  only (up to remarks in Footnote 280 on p. 103). The Footnote <sup>369</sup> discusses exceptional primes.

<sup>369</sup>As explained, this is applicable only to non-exceptional primes! In general, one should “average this property” over the ambiguity in the definition of the Frobenius symmetry.<sup>370</sup> For non-exceptional primes the ambiguity allows this symmetry to be any element of *one* particular flavor (in other words: of a certain conjugacy class). Then averaging “does not do anything”, since the properties we consider are constant over a flavor. However, in exceptional cases this ambiguity gives *a union* of several flavors.

Surprisingly, an average as above is always the same kind of product as  $\Delta(u)$ . For example, in the case of a “most exceptional”  $p$ , when  $P \bmod p$  is a power of a linear function, *any* symmetry can be Frobenius. Then averaging “our property”  $\Delta(u)$  (described above), and taking into account which flavors contain one symmetry, and which two, one gets  $1/8((1 - u)^4 + 2(1 - u^4) + (1 - u^2)^2 + 2(1 - u)^2(1 - u^2)) + 2(1 - u^2)^2 = 1 - u$ . So the denominator associated to such  $p$  is  $1 - u$ . (In turn, this denominator is going to be cancelled by the numerator  $1 - u$  of the first distillation.)

<sup>370</sup>The standard description is much more complicated. Nevertheless, it is equivalent to our description.

**Remark 90:** To distill further, notice that out of the expected  $4! = 24$  permutations only  $|\mathbf{D}_4| = 8$  are Galois permutations; what decreases the number of “symmetries” may be thought of as “a certain structure” on the set of 4 roots.<sup>371</sup>

**Remark 91:**

The matrix assigned to the composition of permutations is a product of matrices assigned to two factors.

Summarizing:<sup>373</sup>

- To every non-exceptional prime number  $p$  we assign a particular Frobenius permutation.<sup>374</sup>
- The coefficients of this characteristic polynomial can be considered as coefficients of the recurrence relation.<sup>375</sup>
- Our numbers<sup>376</sup>  $N_{p^k} =: a_k$  are defined by this recurrence relation. (We start with  $a_0 = 1$ , and  $a_k = 0$  for  $k < 0$ .)

---

The major advantage of “the standard description” is that it explains the mystery in the last paragraph of the preceding footnote.

**<sup>371</sup>N.B. (???) Need to add: the permutation (12)(3)(4) of vertices is not induced by a symmetry of a square. Which are?**

**Given any root  $x_1$  of a polynomial  $P(x)$ , the long division algorithm shows that one can factor  $P$  as  $P(x) = (x - x_1)Q(x)$  with the coefficients of the polynomial  $Q$  being rational expressions of  $x_1$ . Likewise, one can distinguish different *Galois types* of irreducible polynomials (with rational coefficients) by investigating their factors whose coefficients are allowed “to depend on”  $x_1$ .**

**For example,  $P$  is *abelian* iff  $Q$  (hence  $P$ ) can be factored into linear factors with such coefficients. (This trivially holds if  $\deg P = 2$ .) Moreover, for polynomials of degree 4, one can distinguish all the non-abelian types<sup>372</sup> using similar recipes. For example,  $Q$  factors as “linear  $\times$  quadratic” iff the type is  $\mathbf{D}_4$ . To tell the remaining types  $\mathbf{A}_4$  and  $\mathbf{S}_4$  apart, one should allow rational expressions involving two different roots  $x_1$  and  $x_2$ . The type is  $\mathbf{A}_4$  iff  $x_{3,4}$  may be written as such expressions.**

<sup>372</sup>To distinguish 2 different abelian types, one needs another approach. Look how many square-free numbers  $d \in \mathbb{Z}$  can be represented as  $d = R(x_1)^2$ ; here  $R(x_1)$  is a rational expression of  $x_1$ . For the type  $\mathbb{Z}/(4)$  there is one such  $d$  (the square-free part of the square root of discriminant); for the type  $\mathbb{Z}/(2) \times \mathbb{Z}/(2)$  there are three.

**<sup>373</sup>N.B. (???) We keep only the items which mention the relevant footnotes.**

<sup>374</sup>Well, only a conjugacy class—but all permutations in a class have the same characteristic polynomial.

<sup>375</sup>For example, a polynomial  $1 - 3u + 2u^2$  gives a recursion relation  $a_k - 3a_{k-1} + 2a_{k-2} = 0$ .

<sup>376</sup>... from the section on p. 48.

# Supplementary Musings: Eisenstein series

In construction! (Lousy — but complete — exposition.)

This part of the notes has very little to do with our principal aims. However, the situation uncovered in Remark 68 on p. 118 is so mind-boggling that I could not leave it alone, and was forced to write explanations which are somewhat more detailed (and way more complicated) than what is done in the rest of these notes.

Note that this part is in extremely preliminary stage, and was not optimized for reading in any way. So unless one is *really* interested in why sums of  $\delta$ -functions behave in the way we claim in Remark 68 on p. 118, this “appendix to appendix” should better be skipped in the first few readings.

However, we want to stress that as calculations in Analytic Number Theory go, what we do below is completely pedestrian, and is very close to 0 on the “0 to 10” difficulty scale. What is really surprising is *the result*, and not the calculations themselves.

(This appendix is in a very early stage. It was not massaged yet in any way to simplify reading!)

## Examples of dealing with Eisenstein series

### Example of Eisenstein calculation:

The case  $M = 16$  of  $M \times$  Tetrahedral number  $+ 1$  is proportional to the polynomial  $(2n - 1)(4n^2 + 2n - 3)$ , which can be rewritten after the substitution  $k := 2n - 1$  as  $k(k^2 + 3k - 1)$ . Applying our recipes above for the numbers  $N_m$  (see the section on p. 100) *literally* to this decomposable polynomial, one gets numbers  $N_{p^k}$ ,  $k \geq 1$ , which are 2,3,4,5,... when  $\left(\frac{p}{13}\right) = 1$ , or 0,1,0,1,... when  $\left(\frac{p}{13}\right) = -1$ , or 1,1,1,1,... when  $p = 13$  (here we use Legendre symbol from p. 166). (The latter case may requires the rule from the section on p. 100.) One can immediately see that  $N_m = \sum_{d|m} \left(\frac{d}{13}\right)$  when  $m = p^k$ ; since both sides are “multiplicative”<sup>377</sup> the same identity holds for arbitrary  $m$ . Consider a more general sequence  $\sigma_m := \sigma_m(s) := \sum_{d|m} \left(\frac{d}{13}\right) d^s$ ; here  $s$  is a real (or complex) parameter. With  $s = 0$ , one gets  $N_m$ ; we are going to consider negative  $s$ , then take  $\lim_{s \rightarrow -0}$ .

Our aim is<sup>378</sup> to calculate the Fourier transform of the sequence  $\sigma_m$ . Start with rewriting the condition  $d|m$  as  $\sum_{r \bmod d} \mathbf{e}(m \cdot r/d) = d$ ; otherwise the sum is 0. Here  $\mathbf{e}(t) := \exp 2\pi it$ . Hence one can rewrite

$$\sigma_m = \sum_{d>0} \left(\frac{d}{13}\right) d^{s-1} \sum_{r \bmod d} \mathbf{e}(m \cdot r/d)$$

(note that the combined summation is absolutely convergent iff  $s < -1$ ).

Grouping together terms with  $\pm r \bmod d$ , the Fourier transform is

$$\frac{1}{2} \sum_{d>0} \left(\frac{d}{13}\right) d^{s-1} \sum_{r \bmod d} \sum_{m>0} (e^{im(t+2\pi r/d)} + e^{im(t-2\pi r/d)}).$$

In this form, the complex conjugation replaces summation over  $m > 0$  by  $m < 0$ ; hence taking the real part gives (on  $[0, 2\pi]$ )

$$\frac{1}{4} \sum_{d>0} \left(\frac{d}{13}\right) d^{s-1} \sum_{r \bmod d} \left( \sum_m (e^{im(t+2\pi r/d)} + e^{im(t-2\pi r/d)}) - 2 \right) = \sum_{d>0} \left(\frac{d}{13}\right) d^{s-1} \sum_{0 \leq r < d} (\pi \delta(t - 2\pi r/d) - \frac{1}{2}).$$

<sup>377</sup>As in Step (e) on p. 49. See Footnote 159 on p. 61.

<sup>378</sup>In fact, we came to this calculation “going backwards”: we took the conjectured formula for jumps in the function  $F^{(-1)}(t)$  from p. 116, then calculated the Fourier transform of the derivative of a periodic function with such jumps, then (after we saw a match with  $N_m$ ) inverted this process.

or, putting  $\ell_s := \sum_u \left(\frac{u}{13}\right) u^s$  (absolutely convergent for  $s < -1$ )

$$\pi \sum_{d>0} \left(\frac{d}{13}\right) d^{s-1} \sum_{0 \leq r < d} \delta(t - 2\pi r/d) - \frac{1}{2} \ell_s.$$

Writing  $d = Du$ ,  $r = Ru$  with  $u = (d, r)$ , this becomes

$$\pi \ell_{s-1} \sum_{D>0} \left(\frac{D}{13}\right) D^{s-1} \sum_{0 \leq R < D, (R,D)=1} \delta(t - 2\pi R/D) - \frac{1}{2} \ell_s.$$

Periodic extension from  $[0, 2\pi]$  gives

$$\pi \ell_{s-1} \sum_{D>0, R, (R,D)=1} \left(\frac{D}{13}\right) D^{s-1} \delta(t - 2\pi R/D) - \frac{1}{2} \ell_s.$$

For  $s < -1$ , everything was absolutely convergent, hence our calculations make perfect sense: the latter sum is the real part of the Fourier transform of the sequence  $\sigma_n$ .<sup>379</sup> Moreover, later we are going to show that  $\ell_s$  and  $\sum_{D>0, R, (R,D)=1} \left(\frac{D}{13}\right) D^{s-1} \delta(t - 2\pi R/D)$  extend as analytic functions to  $\operatorname{Re} s < 1$ , and that this implies that our formula for Fourier transform is valid for such values of  $s$  (if one reorders the summation above as described below). Moreover, since  $\ell_0 = 0$ , for  $s = 0$  the last term disappears.

**Conclusion:** the real part of the Fourier transform of  $\sigma_m$  (in other words, the sum of the Fourier series) is the sum of  $\delta$ -functions with non-0 coefficients concentrated in all rational multiples of  $\pi$  with denominators prime to 13. From this, it is very natural to expect that the antiderivative has jumps at these numbers, and the height of such a jump is equal to the coefficient at the corresponding  $\delta$ -function. (Note that this predicts the correct jump  $\pi \ell_{-1} \approx 2.08$  at 0.) In particular, the jump at  $2\pi/13$  would be 0.

However, on the graph on p. 116 we saw that at  $2\pi/13$  there is a jump!

Note that for  $s < -1$  our series converge absolutely, hence manipulations make perfect sense. One might have assumed that since  $\sigma_m$  and the coefficients at  $\delta$ -functions in the final answer depend analytically on  $s$ , they should match for any  $s$ . However, this is not how analysis works; fine print<sup>380</sup> in theorems on analytic dependence on parameters breaks the match.

Indeed, if one believes the calculation above gives a correct answer for  $s = 0$ , then the coefficient at  $\delta$ -function at  $t = 2\pi/13$  should be 0; however, the graph of antiderivative on p. 116 has a non-trivial jump there.

There is a lot to say about  $s \geq -1$ .

To show that the heuristic argument above *must break*, consider a different approach to the same Fourier transform. The explicit description of  $N_{p^k}$  for this polynomial implies that  $N_{p^k} = 0$  if  $p \neq 13$  and  $\left(\frac{p^k}{13}\right) = \left(\frac{p}{13}\right)^k$  is not 1. Therefore  $N_m = \left(\frac{m'}{13}\right) N_m$ ; here we write  $m = m'13^k$  with  $(m', 13) = 1$ . This leads to a different sequence  $\tilde{\sigma}_m := \tilde{\sigma}_m(s) := \left(\frac{m'}{13}\right) \sum_{d|m} \left(\frac{d}{13}\right) d^s$  with the same limit<sup>381</sup>  $N_m$  when  $s \rightarrow -0$ .

To calculate the Fourier transform, rewrite the factor  $\left(\frac{m'}{13}\right)$ . Let  $\rho_l(m) := \sum_{v \bmod 13^l} \left(\frac{v}{13}\right) \mathbf{e}(m \cdot v/13^l)$  for  $l \geq 1$ . We claim that  $\left(\frac{m'}{13}\right) = \frac{\sqrt{13}}{13^l} \rho_l(m)$  when  $l = k + 1$ , and that the RHS is 0 otherwise.

<sup>379</sup>(In fact, one can consider our summation of  $\delta$ -functions even in the space of measures, and not generalized functions. — Recall that summation — or taking limits — in generalized functions is much “more forgiving” than in measures. (For example, consider  $\lim_n n(\delta(t - 1/n) - \delta(t))$ .)

<sup>380</sup>Which one????!!!

<sup>381</sup>Another way to see this is to note that  $\sum_{d|m} \left(\frac{d}{13}\right) = \sum_{d|m'} \left(\frac{d}{13}\right) = \sum_{d|m'} \left(\frac{m'/d}{13}\right) = \left(\frac{m'}{13}\right) \sum_{d|m} \left(\frac{d}{13}\right)$ .

Compare this with  $\sum_{dd'=m'} \left(\frac{d}{13}\right) d^b = m'^b \left(\frac{m'}{13}\right) \sum_{dd'=m'} \left(\frac{d'}{13}\right) d'^{-b}$ . Hence  $\sigma_m(s) = m'^s \tilde{\sigma}_m(-s)$ .

Indeed, write residues mod  $13^l$  with  $l \geq 1$  as  $v = v' + 13v''$ ; here  $v'$  runs through a particular collection of 13 lifts of 13 residues mod 13, and  $v''$  runs through residues mod  $13^{l-1}$ . Then  $\rho_l$  may be rewritten as  $\sum_{v' \bmod 13} \left(\frac{v'}{13}\right) \mathbf{e}(m \cdot v'/13^l) \sum_{v'' \bmod 13^{l-1}} \mathbf{e}(m \cdot v''/13^{l-1})$ . Note that the latter sum vanishes if  $l-1 > k$ , and the former is  $\sum_{v' \bmod 13} \left(\frac{v'}{13}\right) \mathbf{e}(m'13^{k-l}v')$ , hence vanishes if  $l \leq k$ . Otherwise, if  $l = k+1$ , this leads to

$$13^{l-1} \sum_{v' \bmod 13} \left(\frac{v'}{13}\right) \mathbf{e}(m'v'/13) = 13^{l-1} \left(\frac{m'}{13}\right) \sum_{v' \bmod 13} \left(\frac{m'v'}{13}\right) \mathbf{e}(m'v'/13),$$

and  $m'v'$  runs through all residue mod 13. Therefore the latter sum does not depend on  $m'$  (for  $13 \nmid m'$ ). By properties of [quadratic Gauss sums](#), it is  $\sqrt{13}$ , proving the claim above. This leads to

$$\delta_{lk+1} \tilde{\sigma}_m = \frac{\sqrt{13}}{13^l} \sum_{v \bmod 13^l} \left(\frac{v}{13}\right) \mathbf{e}(m \cdot v/13^l) \sum_{d|m} \left(\frac{d}{13}\right) d^s;$$

moreover, one may assume that  $d|m'$ . As above, we may rewrite the condition  $d|m'$ , getting

$$\delta_{lk+1} \tilde{\sigma}_m = \frac{\sqrt{13}}{13^l} \sum_{v \bmod 13^l} \left(\frac{v}{13}\right) \mathbf{e}(m \cdot v/13^l) \sum_d \left(\frac{d}{13}\right) d^{s-1} \sum_{r \bmod d} \mathbf{e}(m' \cdot r/d);$$

additionally,  $\mathbf{e}(m' \cdot r/d) = \mathbf{e}(m \cdot r/13^k d)$ . Hence one can rewrite this as

$$\delta_{lk+1} \tilde{\sigma}_m = \frac{\sqrt{13}}{13^l} \sum_{13^k d} d^{s-1} \sum_{v \bmod 13^l} \left(\frac{vd}{13}\right) \mathbf{e}(m \cdot vd/13^l d) \sum_{r \bmod d} \mathbf{e}(m \cdot 13r/13^{k+1} d).$$

Additionally, the residues of  $13^k r \bmod d$  are all distinct, so one can replace  $13r$  by  $13^{k+1}r$ . Hence,

$$\delta_{lk+1} \tilde{\sigma}_m = \frac{\sqrt{13}}{13^l} \sum_{13^k d} d^{s-1} \sum_{v \bmod 13^l} \left(\frac{vd}{13}\right) \sum_{r \bmod d} \mathbf{e}(m \cdot (vd + 13^l r)/13^l d).$$

Obviously, using  $R = vd + 13^l r$  the last two sums may be replaced by  $\sum_{R \bmod D} \left(\frac{R}{13}\right) \mathbf{e}(m \cdot R/D)$ ; here  $D := 13^l d$ ; denote  $D_{13} := 13^l$ . Hence, summing over  $l \geq 1$ :

$$\tilde{\sigma}_m = \sqrt{13} \sum_{13|D} D_{13}^{-s} D^{s-1} \sum_{R \bmod D} \left(\frac{R}{13}\right) \mathbf{e}(m \cdot R/D).$$

Calculating the real part of Fourier transform as above, we get (on  $[0, 2\pi]$ )

$$\sqrt{13} \sum_{13|D} D_{13}^{-s} D^{s-1} \sum_{0 \leq R < D} \left(\frac{R}{13}\right) (\pi \delta(t - 2\pi R/D) - \frac{1}{2}) = \pi \sqrt{13} \sum_{13|D} D_{13}^{-s} D^{s-1} \sum_{0 \leq R < D} \left(\frac{R}{13}\right) \delta(t - 2\pi R/D).$$

Extending to  $t \in \mathbb{R}$ , and collecting the terms with the same  $R/D$  (as above), this becomes

$$\pi \ell_{s-1} \sqrt{13} \sum_{13|D, D>0} D_{13}^{-s} D^{s-1} \sum_{R, (R,D)=1} \left(\frac{R}{13}\right) \delta(t - 2\pi R/D).$$

here we used the equality  $\ell_{s-1} = \sum_u \left(\frac{u}{13}\right) u_{13}^{-s} u^{s-1}$ .

One concludes that the real part of the Fourier transform of  $\tilde{\sigma}_m$  is the sum of  $\delta$ -functions (with non-0 coefficients) concentrated in rational numbers with denominators divisible by 13. (At least for  $s < -1$ , when our series converge absolutely, hence manipulations make perfect sense.)

Note that this set of points where  $\delta$ -functions are concentrated is exactly complementary to what we got in the previous calculation (for  $\sigma_m$ ). Moreover, for  $s = 0$  this answer predicts coefficient 0 at  $t = 0$  — but the graph of antiderivative on p. 115 has a non-trivial jump there.

### Summation of homogeneous functions on a lattice:

Consider homogeneous functions  $\Psi(\tau)$  of degree  $d$  on  $\mathbb{R}^n$ ; in other words,  $\Psi(a\tau) = a^d\Psi(\tau)$  for  $a > 0$ . Restriction identifies these functions with functions  $\psi$  on the sphere  $|\tau| = 1$ . Assume that  $\psi$ , its derivatives and second derivatives<sup>382</sup> are bounded by  $M$ . Then the second derivatives of  $\Psi$  are bounded as  $CM|\tau|^{d-2}$  with a certain constant  $C$ . Therefore  $2\Psi(\tau) - \Psi(\tau - \tau_0) - \Psi(\tau + \tau_0)$  is bounded as  $CM|\tau|^{d-2}|\tau_0|^2$ . Hence the same estimate holds for  $\Psi(\tau) - \int_{\square} \Psi(\tau + \tau') d\tau' / |\square|$ ; here  $\square$  is a parallelepiped centered at 0 with the largest diagonal  $|\tau_0|$ , and  $|\square|$  is its volume; we require  $2|\tau| > (1 + \varepsilon)|\tau_0|$  with  $\varepsilon > 0$ .

**Conclusion:** given a lattice  $\mathcal{L}$  in  $\mathbb{R}^n$  and a bounded function  $\alpha$  on  $\mathcal{L}$ , the sum  $\sum_{\tau \in \mathcal{L}} \alpha(\tau)(\Psi(\tau) - \int_{\square} \Psi(\tau + \tau') d\tau' / |\square|)$  converges absolutely for  $d - 2 < -n$ ; here  $\sum^\circ$  means skipping<sup>383</sup>  $\tau$  with  $|\tau| \leq |\tau_0|$ . Since in this context it is much easier to estimate integrals than sums, this observation is the principal tool in summation of values of homogeneous functions — however, we need a slightly different approach.

Assume that  $\alpha$  is even  $\mathcal{L}'$ -periodic (here  $\mathcal{L}'$  is a sublattice of  $\mathcal{L}$ ) with average 0. Take a centrally-symmetric collection  $U$  of representatives of all translations  $\tau + \mathcal{L}'$  of  $\mathcal{L}'$  inside  $\mathcal{L}$ ; assume that  $U$  is finite and contains 0. Then  $\sum_{\tau_0 \in U} \alpha(\tau + \tau_0)\Psi(\tau + \tau_0)$  can be also bounded as above,  $CM|\tau|^{d-2}|\tau_0|^2$ , with  $\tau_0$  the “diameter” of  $U$ . Hence the external sum in  $\sum'_{\tau \in \mathcal{L}} \sum_{\tau_0 \in U} \alpha(\tau + \tau_0)\Psi(\tau + \tau_0)$  is absolutely convergent for  $d - 2 < -n$ ; here prime means that we omit  $\tau = 0$ . (Note that the internal sum is finite.) If  $d < -n$ , then this sum coincides with  $\sum_{\tau \in \mathcal{L} \setminus U} \alpha(\tau)\Psi(\tau)$  (which converges absolutely).

**Conclusion:** the former summation method (with added  $\sum'_{\tau \in U} \alpha(\tau)\Psi(\tau)$ ) gives a generalization of summing  $\sum'_{\tau \in \mathcal{L}} \alpha(\tau)\Psi(\tau)$ : it gives correct answers for  $d < -n$ , and makes sense on a larger set  $d - 2 < -n$  of degrees  $d$ .<sup>384 385</sup>

**Remark 92:** An important related question is the possibility of analytic continuation when the sum is restricted to points  $\tau \in \mathcal{L} \cap C$ ; here  $C$  is a cone with the vertex at 0.<sup>386</sup> When one restricts summation to shifts  $\tau + U$  of  $U$  with  $\tau \in \mathcal{L}'$  which are completely contained inside  $C$ , the same arguments as above show that the corresponding sum over  $\tau$  absolutely converges for  $d < 2 - n$ , and for a fixed  $d < 2 - n$  the obtained function of  $C$  is uniformly  $O(\alpha)$ ; here  $\alpha$  is the “solid angle” of the cone.

The points of  $C$  not involved in the summation above are in a narrow strip near  $\partial C$ ; one can immediately see that for cones with boundary of dimension  $n - 1$  this summation absolutely converges

<sup>382</sup>In fact, the arguments below work also when the first derivative is Lipschitz with the constant  $M$ , and the function is bounded by  $M$ .

<sup>383</sup>We need to skip such values since  $\Psi$  is not defined at the origin (at least when  $d$  is negative). In what follows, skipping  $0 \in \mathcal{L}$  leads to a lot of clumsiness in the formulas below.

One could avoid this clumsiness completely if we would require that  $\Psi$  is homogeneous only for  $|\tau| > 1$ , and is sufficiently smooth near 0.

<sup>384</sup>One can also consider complex  $d$ . Then the conditions are  $\operatorname{Re} d < -n$  and  $\operatorname{Re} d - 2 < -n$ .

<sup>385</sup>Likewise, if  $\alpha$  is odd, a similar argument (with the first derivatives instead of the second ones) shows convergence for  $d - 1 < -n$ . In fact, in both cases more cancellations are possible, and it turns out that one can analytically continue to *any*  $d$ .

<sup>386</sup>The property of analytic continuation in  $s$  is important since it, in a certain sense, cancels “being only conditionally convergent”. Note that the latter condition shows than one needs some additional information to define the sum of numbers in a set (one needs to specify the “order” of summation: the method to rearrange the given infinite sum into a sum of sums of sums etc.). On the other hand, the dependence on this “method” disappears if we require that the “method” satisfies these additional conditions:

- Every “intermediate” infinite sums of the method is absolutely convergent when  $s$  is in a certain set  $\Sigma$ ;
- The set  $\Sigma$  is connected and contains the given value  $s_0$ ;
- On an open part of  $\Sigma$  the series converges absolutely;
- We are interested in the sum when  $s = s_0$ ;

provided that the sum (well defined for values of  $s$  where it converges absolutely) has an analytic extension.<sup>387</sup>

<sup>387</sup>Indeed, absolutely convergent sums preserve analyticity.

Because of this if  $\Sigma$  is open, then the analyticity condition above follows from other conditions: two methods with the same open connected set  $\Sigma$  must give the same results for every  $s \in \Sigma$  if they coincide on an open part of  $\Sigma$ .



for  $d < 1 - n$ . Moreover, if the function  $\psi$  vanishes on  $\partial C$ , it absolutely converges for  $d < 2 - n$ . This restricts the question of the behaviour of analytic continuation to calculations on  $\partial C$ .

The situation becomes particularly simple for  $n = 2$ , when  $C$  is an angle (so  $\partial C$  is automatically of dimension 1), and  $C$  is controlled by two numbers: the angles  $b'$ ,  $b$  of bounding rays. The “completely contained” part of the sum gives a function  $\varphi(b', b)$  which such that  $|\varphi(b', b_2) - \varphi(b', b_1)| \leq O(b_2 - b_1) + O(D^{d-1})$ , here  $D$  is the minimal denominator of rational numbers between  $b_1$  and  $b_2$ .<sup>388</sup>

However, consideration of the “remaining” terms is more delicate.

**Remark 93:** Here we examine only the case when the cone  $C$  is polyhedral. One can immediately see that the summation over parts near “edges” of this cone absolutely converges for  $d < 2 - n$ ; hence the question of analytic continuation is reduced to what happens near highest-dimensional faces of  $\partial C$ . Essentially, we need to investigate what happens near a (part of a) hyperplane.

Consider values of  $\tau \in \mathcal{L}'$  such that the region  $\tau + U$  considered above is bisected by the given hyperplane  $\Pi$ . Assume that these values “form a staircase”: for a certain projection to  $\Pi$  there is at most one such  $\tau$  with the given projection.<sup>389</sup> Assume that the kernel of  $\Pi$  is spanned by a vector  $l_0$  in the lattice  $\mathcal{L}'$ . Then the image  $\mathcal{L}^\circ$  of  $\mathcal{L}'$  under this projection may be lifted back to  $\mathcal{L}'$ , consider a linear functional  $\beta$  which vanishes on this lifting, and takes value 1 on  $l_0$ .

It is not hard to see that the way  $\tau + U$  is bisected by  $\Pi$  depends only on  $\beta(\Pi(\tau)) \bmod \mathbb{Z}$ , and that this value does not depend on the choice of  $\beta$  (for fixed  $l_0$ ). Denote by  $U_\tau$  the part of such “bisected”  $\tau + U$  which is “above  $\Pi$ ”. Hence if we want to sum values of a certain function over points in all sets  $U_\tau$ , the essential component is the behaviour of the fractional part of a linear function  $\beta$  on the lattice  $\mathcal{L}^\circ$ .

In particular, if we sum  $\alpha\Psi$  where  $\Psi$  is changing slowly for  $|\tau| \gg 0$ , then one can rewrite  $\alpha(\tau + \tau_0)\Psi(\tau + \tau_0) = \alpha(\tau + \tau_0)\Psi(\tau) + \alpha(\tau + \tau_0)(\Psi(\tau + \tau_0) - \Psi(\tau))$ . Under our assumptions on  $\Psi$ , the difference  $\Psi(\tau + \tau_0) - \Psi(\tau)$  is  $O(|\tau|^{d-1})$  for large  $\tau$ . This immediately implies that these difference terms contribute an absolutely convergent part into summation over  $U_\tau$ . On the other hand, the first term contributes  $\Psi(\tau) \sum_{\tau_0 \in U_\tau} \alpha(\tau_0)$ , and the sum depends only on  $\beta(\Pi(\tau))$ . In fact, the sum may be written as  $\xi(\beta(\Pi(\tau)))$  with a 1-periodic locally constant function  $\xi$ .

We conclude that the question of analytic continuation of a sum over  $C \subset \mathbb{R}^n$  is reduced to investigating  $\sum_{\tau \in \mathcal{L}^\circ} \xi(\beta(\tau))\Psi(\tau)$  (or similar sums over polyhedral cones in  $\mathcal{L}^\circ \subset \mathbb{R}^{n-1}$ ); here  $\beta$  is a linear function on  $\mathcal{L}^\circ$ , and  $\xi$  is a 1-periodic piecewise-constant function. Under our assumptions  $\xi$  is odd. Note that for questions above, we are interested in cases when the degree  $d$  of homogeneity of  $\Psi$  and the dimension  $n' = n - 1$  of  $\mathcal{L}^\circ$  satisfy  $d < 1 - n'$ .

Note that when  $\xi \circ \beta$  is periodic (and automatically odd) on  $\mathcal{L}^\circ$ , the argument in Footnote 385 implies the required analytic dependence. This happens when the hyperplane has a normal in the dual lattice to  $\mathcal{L}$ . (For  $n = 2$  this happens when the slopes of  $\partial C$  are rational.)

Apply this to the functions  $\Psi(R, D) = \Psi_0(R, D)|D|^{s-1}$ ; here  $n = 2$ ,  $\tau = (R, D)$ , and  $\Psi_0$  is of homogeneity degree 0. Let  $\mathcal{L}$  be the integer lattice. Suppose that  $\Psi_0$  is smooth away from 0, and  $\Psi_0(R, D)|D|^{s-1}$  has bounded second derivatives on  $|\tau| = 1$  for a certain range of  $s$  with  $\text{Re } s < 1$ . (For example, this happens when  $\Psi_0$  has a zero of sufficiently large order on  $D = 0$ .) Under the above assumptions on  $\alpha$ , one concludes that using the summation method above, one can extend the function  $\sum'_{\tau \in \mathcal{L}} \alpha(\tau)\Psi(\tau)$  of  $s$  from the region  $\text{Re } s < -1$  to  $\text{Re } s < 1$  as an analytic function of  $s$ .

Moreover, one can see that the conditions on  $\Psi_0$  hold if the function  $\Psi_0(R, 1)$  and its first two derivatives vanish sufficiently quickly when  $R \rightarrow \infty$ . This immediately implies that  $\sum'_{(R,D)} \alpha(R, D)D^{s-1}\delta(t -$

<sup>388</sup>If one of  $b_{1,2}$  is rational with denominator  $D'$ , then  $1/D$  is bounded by  $D'|b_2 - b_1|$ . So in this case the second term is also similar to the Lipschitz estimate if  $d \leq 0$ . In the case we are most interested in, when  $d = -1$ , the Lipschitz estimate holds for “not badly approximable” numbers (which can be approximated by rationals with more than quadratic precision.)

<sup>389</sup>In general, one can assume that the number of such preimages is bounded. The method below work with this general case as well, so the assumption above is needed only to simplify notations.

$R/D$ ) (which is a well-defined generalized function if  $s < -1$ ) extends as an analytic function of  $s$  (with values in generalized functions!) to the region  $s < 1$ .

In particular, every Fourier coefficient of the latter generalized function depends analytically on  $s$  when  $s < 1$ . In particular, if we know Fourier coefficients for  $s < -1$ , we can extend them analytically to  $s < 1$ , and the extended value is the Fourier coefficient of the extended generalized function.

Moreover, one can go in different direction: start with a sequence depending on parameter  $s$ ; suppose that for  $s < -1$  the corresponding Fourier series converges to  $\sum'_{(R,D)} \alpha(R, D) D^{s-1} \delta(t - R/D)$ , with  $\alpha$  satisfying the conditions above. Then we know that for  $s < 1$  the Fourier series converges (in the sense of generalized functions) to

$$\sum'_{(R,D) \in U} \alpha(R, D) D^{s-1} \delta(t - R/D) + \sum'_{(R',D') \in \mathcal{L}'} \sum_{(R,D) \in U} \alpha(R' + R, D' + D) (D' + D)^{s-1} \delta\left(t - \frac{R' + R}{D' + D}\right).$$

Moreover, the estimates above (with the second derivatives) show that the second antiderivative of this generalized function is a function on  $\mathbb{R}$  of class  $\mathcal{L}_1$ . In particular, the third antiderivative is a well-defined absolutely continuous function.

### The case $n = 2$

For  $n = 2$  the situation of the preceding remark is reduced to analytic continuation of the sum  $\sum_m \Xi(m\gamma)/m^s$ ; here  $\Xi$  is an odd 1-periodic piecewise-constant function. Instead of such  $\Xi$ , it is enough to consider the case when  $\Xi = \xi_\beta$ , here  $\xi = \xi_\beta$  is 1-periodic and is  $1 - \beta$  on  $[0, \beta]$  and  $-\beta$  on  $[\beta, 1]$  (so that the average value<sup>390</sup> of  $\xi$  is 0). One way to estimate such sums is the Abel's summation formula: if we can show that  $\sum_m \xi(m\gamma)$  grows sufficiently slow, then  $\sum_m \xi(m\gamma)/m^s$  converges. For example, if  $|\sum_{m \leq M} \xi(m\gamma)|$  grows not quicker than  $M/\log^2 M$ , then  $\sum_m \xi(m\gamma)/m^s$  converges for  $s \geq 1$ . In fact, for the aim of analytic continuation, it is enough if the “ $M$ -summation”  $\sum_M 1/M^2 \sum_{m \leq M} \xi(m\gamma)$  converges absolutely, and that  $1/M \sum_{m \leq M} \xi(m\gamma) \rightarrow 0$ . Since the second property is much easier to show, and does not need any new method, we cover only the first one.

To estimate such sums, assume<sup>392</sup>  $|\gamma - A/B| < 1/B^2$ , take any  $B$  consecutive numbers  $m\gamma$  and consider the set of their fractional parts. One can see that the elements of this set differ no more than by  $1/B$  from numbers  $k/B$  with  $k = 0, \dots, B - 1$  (when considered mod  $\mathbb{Z}$ , so we glue 0 and 1 together). In particular, the count of these fractional parts which are in  $[0, \beta]$  may be estimated, and one can see that  $|\sum_m \xi(m\gamma)|$  over this range of  $m$  is bounded by 3. Hence one can estimate<sup>393</sup>  $|\sum_{m \leq M} \xi(m\gamma)| \leq 3K_M$  if  $M$  may be represented as a sum of  $K_M$  denominators of continued fractions for  $\gamma$ . (Indeed, each of these denominators works as the number  $B$  above.)

For example, if  $M$  is between such denominators  $Q_l$  and  $Q_{l+1}$ , then  $K_M \leq \sum_{k \leq l+1} a_k$ ; here  $a_k$  are coefficients of the continued fraction of  $\gamma$ . This may be improved to  $K_M \leq \sum_{k \leq l} a_k + M/Q_l$ .

Typically, the sequence  $Q_l$  grows much quicker than  $a_l$ . Let  $A_l = \sum_{k \leq l} a_k$ ; note that  $Q_{l+1} = a_{l+1}Q_l + Q_{l-1}$ . Running the  $M$ -summation above for numbers between  $Q_l$  and  $Q_{l+1}$  gives an estimate  $\sum_{Q_l \leq M < Q_{l+1}} (A_l + M/Q_l)/M^2$ . The term  $A_l$  contributes at most  $A_l/Q_l = \sum_{k \leq l} a_k/Q_l$ ; summing such terms

<sup>390</sup>For irrational  $\gamma$  the value of  $\Xi$  or  $\xi$  at a point of jump does not matter for analytic continuation. For rational  $\gamma$  one approach is to follow the standard convention: average values below/above the jump. This gives the average of two sums: for a closed cone and for an open cone.<sup>391</sup>

These two sums correspond to taking value either above or below the jump (depending on whether the cone is closed or open, and on whether the hyperplane is “top” or “bottom” boundary). *These* sums may have a pole in analitic continuation; to avoid a pole, we need an additional condition: the average value of  $\alpha$  on the hyperplane should be 0.

<sup>391</sup>**N.B. Is it???**

<sup>392</sup>As in Dirichlet's approximation theorem.

<sup>393</sup>For rational  $\gamma$  the estimate may be replaced by the “last”  $A_k$  (defined below), which in turn is bounded by the denominator of  $\gamma$ .

over  $l$ , the number  $a_k$  comes with a coefficient  $\sum_{l \geq k} 1/Q_l$ ; since  $Q_{k+2} > 2Q_k$ , this coefficient is bounded as  $4/Q_k$ . Now summing over  $k$  gives  $4 \sum_k a_k/Q_k$ ; however,  $a_l/Q_l \sim 1/Q_{l-1}$ , hence this part of summation converges absolutely.

The remaining term  $M/Q_l$  contributes at most  $\int_1^{a_{l+1}+1} 1/Q_l^2 \times Q_l d\mathcal{K} = \log(a_{l+1} + 1)/Q_l$ . **Conclusion:** if  $\sum_l \log a_{l+1}/Q_l$  converges, then  $M$ -summation converges absolutely, hence the analytic continuation works for  $s \leq 0$ , and coincides with the sum of the series for  $s = 0$ . Since one can replace  $\log a_{l+1}$  by  $\log Q_{l+1}$  without changing convergence, this condition is the Bruno condition; in a certain precise sense, only “extremely pathological” numbers fail this condition.

This shows that if an angle  $C$  has non-pathological directions of the bounding rays, the sum over  $\tau \in \mathcal{L} \cap C$  “makes sense” for  $s = 0$ . Moreover, one can find it by

- For every  $\tau' \in \mathcal{L}'$  add together the terms corresponding to points of  $\mathcal{L} \cap C$  inside the translation  $\tau' + U$  of  $U$ ;
- Sum up (in any order) the obtained totals for translations  $\tau' + U$  fully contained inside  $C$ ;
- Add the sum of the totals for the remaining translations  $\tau' + U$  (in the order of the distance from the origin).

Additionally, it shows that this method of summation is compatible with subdivision of an angle into several smaller angles: when it is compatible<sup>394</sup> for  $s < -d$ , the analytic continuation must also be compatible.

On the other hand, we already saw that for directions of  $\partial C$  with rational slope  $p/q$  we can do much more: the  $M$ -summation converges quickly enough (the remainder is bounded by  $q/M_0^{1-d}$  with  $M_0$  being the cut-off) iff the average of  $\alpha$  on the boundary ray is 0. In fact, for “typical” numbers, coefficients of the continued fraction satisfy  $a_k < \lambda(k)$  for all but a finite number of  $k$  provided  $\sum_k 1/\lambda(k)$  converges (Khinchin’s estimate in “Th. 30”). Hence  $a_k = o(k \log^2 k)$  and  $A_k = o(k^2 \log^2 k)$ . Compare this with  $Q_k$ , which grow at least as a geometric progression. This shows that for such numbers  $K_M = O(\log^3 M)$ . Essentially, this adds “only logarithmic terms” to our estimate of the remainder of  $M$ -summation valid for rational slopes. (Moreover, analytic continuation works up to  $s < 1$ .)

The last considerations become important when we consider how the sum changes when one replaces the cone  $C$  with another one  $C'$  which differs by a small rotation of one of the boundary rays. By compatibility with subdivision, we can consider the case of an open and very sharp angle  $C$  instead (of magnitude  $|C|$ ). First<sup>395</sup> restrict attention to the rational slopes of the boundary rays. To avoid poles of analytic continuation (see Footnote 390), assume that the average value of  $\alpha$  on any hyperplane in  $\mathcal{L}$  is 0.<sup>396</sup>

One can break the sum into 4 parts (below  $U^\tau$  is the translation  $\tau + U$  of  $U$  with  $\tau \in \mathcal{L}'$ ) running over:

- The  $U^\tau$ s fully contained inside  $C$ .
- The  $U^\tau$ s which are bisected by the second ray, but not the first one.<sup>397</sup>
- The  $U^\tau \setminus C$ s with  $U^\tau$  bisected by the second ray. (Sum taken with opposite sign.)
- The  $U^\tau \cap C$ s with  $U^\tau$  bisected by the first ray.

Above, we estimated the first sum as  $O(|C| + N_C^{d-1})$  with  $N_C$  the smallest magnitude of a point of a lattice strictly inside  $C$  (note that  $|C| = O(1/N_C)$ ). Note that in the remaining parts we can omit  $U^\tau$  if it has no points with magnitude  $< N_C$ . Then (similarly to the first one) the second term is

<sup>394</sup>Of course, the ray separating the angles should be included in one of the angles only.

<sup>395</sup>**N.B. Check???**

<sup>396</sup>Note that this is not very restrictive. For example, if  $\mathcal{L}'$  is of a prime index in  $\mathcal{L}$ , this adds the condition  $\alpha(0) = 0$ .

<sup>397</sup>Here we sum over the “whole”  $U^\tau$  — as opposed to  $U^\tau \cap C$ .

bounded as  $O(N_C^{d-1})$ . For rational slopes one gets an estimate  $O(q \cdot N_C^{d-1})$  for the other two terms; here  $q$  is the maximum of denominators of slopes of boundary rays.

However, the latter estimate does not ensure continuity, since (in the case of rational slopes)  $N_C$  and  $q$  are of the same order of magnitude. So to examine discontinuities for  $d = -1$ , we need to investigate the behaviour of  $\max_M \left| \sum_{m \leq M} \Xi(m\gamma) \right| / Q$ , here  $Q$  is the length of the period (the denominator of  $\gamma$ )<sup>398</sup>. To simplify bookkeeping, assume that  $|\Xi|$  and jumps of  $\Xi$  are bounded by 1.

Proceed as above: assume that  $|\gamma - r/q| < 1/Nq$ ; then the sum  $\mathbf{s}_n := \sum_m \Xi(m\gamma)$  over  $n \leq N$  consecutive values of  $m$  differs from the corresponding sum  $\sum_m \Xi(m\gamma_0 + \delta)$  (with  $\gamma_0 := r/q$ , and an appropriate  $\delta$ ) by no more than the total variation  $v$  of  $\Xi$ . Note that the latter sum vanishes for  $n = q$  and  $\delta = 0$ ; when it vanishes for every  $\delta$  we get an estimate  $v + 2 \max_M \left| \sum_{m \leq M} \Xi(m \cdot r/q) \right|$  for  $\mathbf{s}_N$ , and the estimate  $(1/N + 1/Q) \cdot \left( v + 2 \max_M \left| \sum_{m \leq M} \Xi(m \cdot r/q) \right| \right)$  for  $\max_M \left| \sum_{m \leq M} \Xi(m\gamma) \right| / Q$ . (Indeed, we need about  $Q/N + 1$  such runs to cover the whole period.)

Moreover, when  $\gamma \neq \gamma_0$ , one has  $1/N + 1/Q < 2q\Delta$  with  $\Delta := |\gamma - r/q|$ . Hence when there is no dependence on  $\delta$ , and one ray of the angle (with rational slopes!) is fixed, the sum is bounded by a multiple of  $\Delta$ .

**Conclusion:** consider our regularized sum  $\sum_\tau \alpha(\tau)\Psi(\tau)$  (with  $\Psi$  of homogeneity degree  $-1$ ) taken over  $\tau \in \mathcal{L}$  in an open angle  $C$ . Fix  $\alpha$  and  $\Psi$ ; then the sum can be bounded (in magnitude) by  $\text{const} \cdot q_1^2 |C|$  (with  $q_1$  being the denominator of the slope  $\gamma_1$  of one of the boundary rays of  $C$  in a particular basis of  $\mathcal{L}$ ) provided:

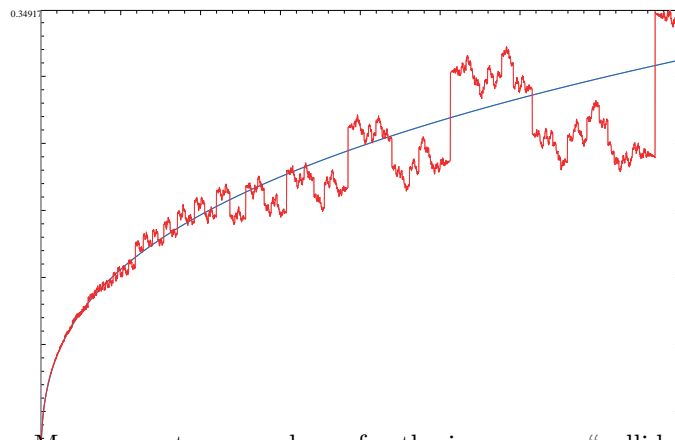
- the boundary rays of  $C$  go in “rational” directions w.r.t.  $C$ ;
- the function  $\Psi$  is smooth away from 0;
- the function  $\alpha$  is double-periodic with average 0;
- the function  $\alpha$  has average 0 on both boundary rays;
- the function  $\alpha$  has average 0 on any line in  $\mathcal{L}$  going in the direction  $\gamma_1$ .

Together with additivity, this gives a partial description of the behaviour of the sum in an open angle  $C$  when one varies one of the rays  $\mathcal{R}$  of the angle. Call an  $\mathcal{L}$ -rational direction *admissible* if the average of  $\alpha$  on the line of this direction through 0 vanishes; call it *strongly admissible* if the same holds for all translations of this line. Restrict attention to angles with admissible direction of  $\mathcal{R}$ ; then near a strongly admissible direction, there is a jump of  $\sum_{\tau \in \mathcal{R}} \alpha(\tau)\Psi(\tau)$ , and there are one-sided Lipschitz estimates on any side of the jump.

For  $\alpha(p, q) = \left(\frac{q}{13}\right)$  on  $\mathbb{Z}^2$  any rational directions is admissible; it is strongly admissible iff the slope  $\gamma_1 = p_1/q_1$  has denominator prime to 13. Likewise, for  $\alpha(p, q) = \left(\frac{p}{13}\right)$  on the sublattice  $\mathcal{L} \subset \mathbb{Z}^2$  given by  $13|q$ , strongly admissible directions have  $13|q_1$ .

As we already saw, these two cases lead to the same sums over angles; since any rational direction is strongly admissible for one of these cases, this explains the observed properties of the graph on p.114. (Note that this explanation works for rational directions only; to include — typical? — irrational values would require additional arguments.)

What we proved above is that any one of two sums above has the “expected” jumps at the



<sup>398</sup>Note that the position of jumps of  $\Xi$  depends on  $\gamma$ . Moreover, at some values of  $\gamma$  the jumps may “collide”. However, this dependence turns out to contribute only negligible terms into the estimates we need, so we are going to ignore it.

points where the terms we sum have jumps, however, it *also* has “spurious” jumps; they happen where the *other* sum has “expected jumps”, and are of the same height as these jumps. However, having a proof does not make *an explanation*. How come these spurious jumps appear?

As a partial explanation, observe what happens when we “deform” the sum, changing  $s$  from 0 to negative values. The plot above shows what happens near  $t = 0$  when  $s = -1/3$ , together with the graph of  $y = C \cdot t^{1/3}$ . This plot has only the “expected” jumps at points  $p/q$  with  $13 \nmid p$ , of magnitude  $\sqrt{13}/q_{13}^s q^{1+s} \left(\frac{p}{13}\right)$ . In general, the curve to fit when  $t \rightarrow +0$  is<sup>399</sup>  $C_s \cdot t^{-s}$ . When  $s \rightarrow 0$ , the coefficient  $C_s$  goes to  $1/2$ , and  $y$  goes to  $1/2$  for positive  $t$ . Since the function is odd, with  $s = 0$  we get a jump of 1 at  $t = 0$ .

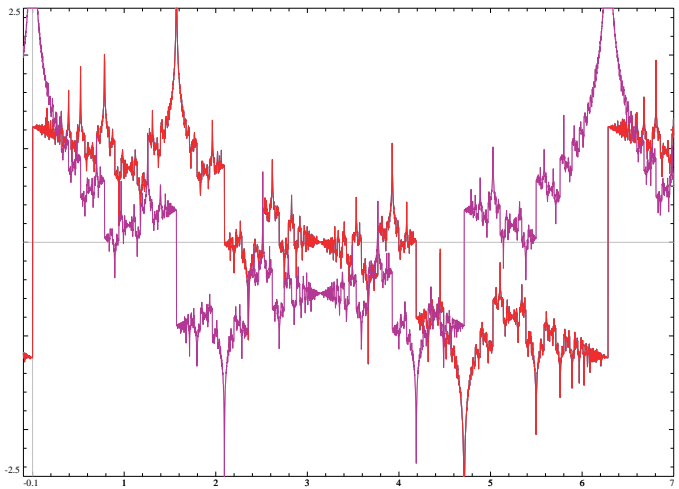
**Conclusion:** the spurious jumps appear only when  $s = 0$ . For other values of  $s$ , one gets “less confusing” power-law singularities at the positions of spurious jumps.

**Remark 94:** For the case of negative discriminant, the corresponding Eisenstein series do not behave as nice, so the surprise factor of “spurious” jumps coming from clear blue sky disappears. Indeed, in this case the toy transform mixes together the real and the imaginary parts. As the graphs on p. 114 show, when the real part has jumps, the imaginary part must have a log-singularity; hence if one expects jumps, then the real part has *both* jumps and log-singularities. This breaks the symmetry between “expected” and “spurious” features.

Indeed, this is what happens in reality. On the right is the example plot for a decomposable polynomial  $x^3 + x$  with discriminant  $-4$ . The only special prime is 2, and one could use  $LST = [[2, [1, 0, 3]]]$  for  $PN\_nINIT()$  (see Footnote 557 on p. 175). Moreover, it looks like there is no jump at  $\pi$ —so the situation is not as clear-cut as in the case of positive discriminant.

A final (and probably most important) remark: the presence of log-singularities on a dense subset shows that both “real” graphs<sup>400</sup> are going to fill the plane. This suggests that the approach we used would probably make little sense for *odd* functions  $\alpha$  (compare with even/odd cases of Euler formulation on p. 15).

In other words: in this context, the Maass case is much more interesting than the “case of modular forms”.



<sup>399</sup>Heuristically, this may be explained by the last identity of Footnote 381. If we could replace  $m'^s$  by  $m^s$  in this identity, then the Fourier transforms of  $\sigma(s)$  would be “the fractional derivative of order  $s$ ” of the Fourier transform of  $\tilde{\sigma}(-s)$ . Since “taking a derivative” is “a convolution with the function  $\delta'$ ”, and “taking derivative of order  $s$ ” is a convolution with  $t^{-1-s}/\Gamma(-s)$ , under “the heuristic assumption above” if one expects  $\delta(t - t_0)$  to appear in the Fourier transform of  $\tilde{\sigma}(-s)$ , one should also expect a singularity of type  $(t - t_0)^{-1-s}/\Gamma(-s)$  to appear in the Fourier transform of  $\sigma(s)$  (and the same with  $\sigma$  and  $\tilde{\sigma}$  exchanged).

Taking antiderivative of this produces a singularity of type  $(t - t_0)^{-s}/\Gamma(1 - s)$ . This is *almost* exactly what we saw above. However, this heuristic does not work ideally: we needed an extra factor 0.815 to make a match in the plot above. (Naive approach taking into account only the jump of  $\sigma$  at 0 would lead to the coefficient  $12/(13 - 13^s) \approx 0.9543$ .)

<sup>400</sup>As opposed to simulations made by interpolating from a small collection of values of  $t$ .

## Supplementary Musings: closing the gaping holes

In construction! (Lousy — but more or less complete — exposition (except for  $\zeta$ -function).)

The overwhelming consideration governing the design of these notes is to simplify the exposition as much as I could. For this, a lot of interconnections were ignored and (sometimes) a *deus ex machina* has been invoked — without sufficient explanations.

Here we treat such dust which we put under the carpet before. It is quite probable that these omissions have very little to do with the Langlands program, but are only related to the particular shortcuts we use in these notes.

### More details on the $M$ -family

On p. 18, we introduced the  $M$ -family of polynomials “ $M \cdot$  tetrahedral numbers +  $N$ ” (considering rational coefficients allows us to fix  $N = 1$ ) and announced that it contains a very large pool of “interesting” cases. Here we explain why the “simpler” a cubic polynomial is, the better is the chance that it produces the same function  $F(t)$  as some polynomial from the  $M$ -family.<sup>401</sup>

First, note that changing variable by substituting  $x = an + b$  with suitable  $a, b$  into a polynomial  $P(x)$  would change the list of prime divisors of the values of the polynomial in only a finite number of positions. Since we may ignore “exceptional” primes anyway, we can use this substitution to consider only the polynomial  $x^3 + N'x + N''$  with *two* suitable parameters  $N', N'' \in \mathbb{Z}$ . (The discriminant of this polynomial is  $D = -4N'^3 - 27N''^2$ .)

In fact, a more involved analysis shows that the same happens not only for linear substitutions, but for quadratic “*Tschirnhausen transforms*”<sup>402</sup> as well. Essentially, this means that the function  $F(t)$  depends not on the polynomial, but on the cubic extension of  $\mathbb{Q}$  defined by this polynomial.

Our family corresponds to  $N' = -1$ ,  $N'' = N/M \in \mathbb{Q}$ , and  $D = 4 - 27N''^2$ . To find  $N''$  matching the given square-free part  $d$  of  $D$ , one needs to solve  $x^2 - 3y^2 = d$ . Proceeding as in Footnote 230 on p. 80 leads to the conditions

- $d \not\equiv_8 2, 3, 7$  — automatically satisfied for cubic discriminants, and
- $d \equiv_9 0, 1, 4, 6, 7$ , and
- 3 must be a quadratic residue mod prime divisors  $p$  of  $d$  — equivalent to  $p \equiv_{12} \pm 1$ .

Essentially, if  $d$  has  $K$  prime divisors larger than 3, the fraction of such numbers  $d$  such that the equation above has solutions is about  $2^3/3 \cdot 2^\kappa$ . Since  $K$  is usually very small unless  $d$  is very large, this explains why a lot of cases of small discriminants can be represented by our family. **Conclusion:**

While most cubic polynomials do not give  $F(t)$  from an  $M$ -family, many “simple” ones do.

(In fact, the  $M$ -family contains 30% of the possible field discriminants below 1,500 in magnitude, and 25% for the cut-off at 25,000.)

**Remark 95:** Above, we ignored existence of different cubic extensions whose discriminants coincide. One can check that for small  $|D|$ , such coincidences happen rarely: the smallest positive/negative cases are  $3^4 \times 7^2 = 3,969$  (cyclic),  $2^2 \times 3^5 \times 23 = 22,356$  (non-cyclic) and  $4 \times 3 \times 2351 = 28,212$  (a fundamental discriminant), and  $-1,228$ .

<sup>401</sup>Here one can use the magnitude of the coefficients as a measure of simplicity. (However, the more precise measure is the magnitude of “the field discriminant”; we use a similar measure below.)

<sup>402</sup>Given a quadratic polynomial  $\Pi(x)$ , this transform is another cubic polynomial  $P_\Pi(x)$  such that  $P_\Pi(\Pi(x_0)) = 0$  for every root  $x_0$  of  $P(x)$ . (The paper of Buhler and Reichstein is a very good introduction.)

To analyse this, note that cyclicity is determined by  $d = 1$ , hence there may be no coincidence of discriminants between cyclic and non-cyclic cases. In cyclic cases such coincidences happen when  $D$  is a product of more than one number from the list  $9^2, 7^2, 13^2, 19^2$  etc.<sup>403</sup>

The simplest coincidences of non-cyclic extensions are related,<sup>404</sup> by Class Field Theory, to having more than one subgroup of index 3 in the Class Group  $\text{Cl}(\mathbb{Q}[\sqrt{d}])$ . (This is the same as having more than 2 elements of order 3 in this group.) So the rarity of this situation is related to the class number being typically not very large. (Unfortunately, there is very little proven about the related statistical properties of these groups. . . )

**Remark 96:** One can check that although the examples above produce the same discriminant (hence conductor), still they result in different functions  $F(t)$ . Moreover, this is a general situation: if two polynomials result in the same function  $F(t)$ , then they are related by a Tschirnhausen transform.<sup>405</sup>

### The flattened parts of the graphs

It is not hard to explain why such parts appear on graphs of partial sums of Fourier series for functions  $H(t) := tG(-1/t)$  (or  $|t|G(-1/t)$ ) with a periodic function  $G$ . **Answer:** When the average of  $G$  is 0, and the antiderivative of  $G$  decays cubically near 0, the partial sum of the Fourier series for  $H(t)$  is going to have a flattened zone near 0. To explain this, we use the saddle-point method.

First of all, to have a Fourier series to sum, we would need  $H$  to be periodic. Note that the conditions of periodicity of  $G$  and  $H$  are too severe, and restrict our flexibility too much. On the other hand, if we do not require that  $H$  is periodic, we can just cut off its Fourier *transform*<sup>406</sup> at some particular frequency — this would give the same result as cutting off the Fourier series. (In other words, instead of taking the *inverse* Fourier transform, we restrict integration to a particular interval.)

The crucial observation is that the combination of

- Take Fourier transform  $\widehat{H}(\tau)$  of  $H$ ;
- Cut it off to a certain interval of  $\tau$ ;
- Take the inverse Fourier transform;

<sup>403</sup>Indeed, by Class Field Theory one should start with subgroups of index 3 in  $(\mathbb{Z}/m)^\times$ ; exclude subgroups induced by surjections  $(\mathbb{Z}/m')^\times \rightarrow \mathbb{Z}/3$  with  $m'|m$  and  $m' < m$ . The remaining subgroups match cyclic cubic extensions of discriminant  $m^2$  (by the “Conductor-Discriminant Formula”). Obviously, the number of such subgroups is the number of points in  $\mathbb{P}^{k-1}(\mathbb{Z}/3)$  which are not in the coordinate cross, here  $k$  is the number of divisors of  $m$  which are either 9, or prime  $p$  with  $3|p-1$ . So what is needed to allow several choices is  $k > 1$  — leading to the answer above.

<sup>404</sup>Unfortunately, this relation does not lead to a complete answer. As the example above with a non-fundamental discriminant  $D = 22,356$  shows, it is not possible to avoid consideration of (more complicated) “ray class groups”. (One can recognize  $(\mathbb{Z}/m)^\times$  from the preceding footnote as the simplest example of a ray class group.)

<sup>405</sup>Indeed, coincidence of functions  $F(t)$  is analysed in Exercise 6.4 of the collection edited by Cassels and Fröhlich. It may happen non-trivially only in the non-abelian case, and the corresponding field extensions should have the same discriminant (=conductor). The exercise concludes that the corresponding Galois subgroups of the compositum field must be “conjugation numerically-equivalent”: any conjugacy class should intersect these two subgroups in the same number of elements. **Conclusion:** this situation is not possible for cubic extensions: the subgroups are going to be conjugate (hence the fields are isomorphic)!

(Indeed, since discriminants coincide, we get two abelian cubic extensions of the same quadratic extension. Hence the combined compositum of these cubic fields and the quadratic field is Galois. Moreover, the Galois group must be the external product of  $\mathbb{Z}/2$  acting on  $\mathbb{Z}/3 \times \mathbb{Z}/3$  as multiplication by  $-1$ . We need to show that any two conjugation numerically-equivalent subgroups of index 3 are conjugate.)

However, this group is isomorphic to the group of translations and central reflections on the plane over the field  $\mathbb{Z}/3$ . Hence any subgroups of index 3 must consist of reflections in points on a line, and translations along this line. Looking at conjugacy classes of translations shows that two lines corresponding to two subgroups must be parallel. But then they are conjugated by a reflection in any point not on these lines.)

<sup>406</sup>... which, for a periodic function  $H$ , is going to be a sum of  $\delta$ -functions on  $\mathbb{Z}$  with coefficients equal to the Fourier coefficients. In other words, with this approach we are *forced* to consider generalized functions.

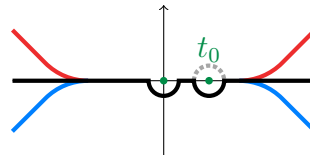
is equivalent to taking a *convolution* with a certain function.<sup>407</sup> One can immediately see that this function is proportional to  $\text{sinc } t := \sin t/t$  (with appropriately rescaled  $t$ ).

Above, we were considering the Fourier series for  $H$ ; now consider the Fourier series for  $G$ . Now, when we do not require that  $H$  is periodic, one can take  $G$  to be a Fourier monomial (essentially, a trigonometric function!). If we can show that a flat region appears for any such  $G$ , then summing up the Fourier series for a *general*  $G$  would prove<sup>409</sup> the general fact about appearance of flat regions. This leads to

The convolution  $t \cos^{1/t} \star \text{sinc } kt$  has a flattened region near  $t = 0$ . Same for sin instead of cos.

In fact, in calculations it is easier to replace  $\cos x$  by  $\exp ix$  (and then take the real part, if needed).<sup>410</sup>

Now the problem boils down to giving a ballpark estimate for  $1/\pi \int t/(t-t_0) \exp i/t \sin k(t-t_0) dt$  for large  $k > 0$  and small  $t_0$ . Note that the integral is over  $\mathbb{R} \setminus 0$ , but since  $\exp i/t$  is bounded on  $\text{Im } t \leq 0$ , we can “add a tiny half-circle below  $t = 0$ ” (as on the right) and replace the path of integration by any deformation of  $\mathbb{R}$  passing below  $t = 0$ ; otherwise, we can deform the contour of integration arbitrarily in the plane  $\mathbb{C}$ .



Moreover, we can replace  $\sin$  by two exponents — and for  $\exp i(1/t \pm k(t-t_0))$  the regularization of Footnote 410 is equivalent to deforming the contour so that it goes into upper half-plane when  $|t| \rightarrow \infty$  for sign “+”, likewise into lower half-plane for sign “−” (the red and blue contours above).

However, splitting  $\sin$  into exponents leads to both terms having a pole at  $t = t_0$ , so *before deformation*, we need to choose on which side of this pole our contour is going to pass. Choosing circling  $t_0$  from below (as on the picture), the integral with the  $-$ -sign vanishes (since the expression under the integral decreases when we deform the blue contour down<sup>411</sup>).

**Conclusion:** We need to estimate  $1/2\pi i \exp -ikt_0 \int t/(t-t_0) \exp i(1/t+kt) dt$  over the red deformation of the black contour above. Alternatively, we can pass *above*  $t_0$  (the dotted gray line) — and then the integral gives the difference between the remainder term of the Fourier series (with opposite sign).

The saddle points (the critical points of  $1/t + kt$ ) are at  $t = \pm t_+ := \pm 1/\sqrt{k}$ ; so the geometry of the magnitude of the function we integrate along the contour depends significantly at whether  $1/\sqrt{k} < |t_0|$  or  $1/\sqrt{k} \geq |t_0|$ . *This* is the reason for the change of behavior for small  $|t_0|$ .

<sup>407</sup>Indeed, it is enough to check that changing  $H(t)$  to its shift  $H(t+t_0)$  would shift the result of this operation. This is because (up to questions of convergence<sup>408</sup>) any linear operator on functions which *commutes* with shifts is a convolution with a certain function  $C$ . (To find this function, apply the operator to the  $\delta$ -function.)

<sup>408</sup>Note that above we *already skipped* certain questions of convergence. Indeed, when cutting-off a  $\delta$ -function to an interval  $[\tau_0, \tau_1]$ , what if the  $\delta$ -function is at  $\tau_1$ ?

While switching to the language of generalized functions avoids *a lot* of questions of convergence, some of these questions remain (“they are unavoidable”). To fight these, the standard approach is to apply suitable “*mollifications*” or “*regularizations*” — which *change* the results of the operations.

In this notes, we are consistently ignoring these questions — and we continue to do it here. Just note that *in the final result*, when  $H$  is periodic, and  $\widehat{H}(\tau)$  a sum of  $\delta$ -functions on  $\mathbb{Z}$ , a cut-off does not cause any problem as far as the ends of the interval  $[\tau_0, \tau_1]$  are not integer. This essentially shows that for such an interval the “changes” mentioned above are going to cancel each other!

<sup>409</sup>Here we again are going to ignore questions of convergence. . .

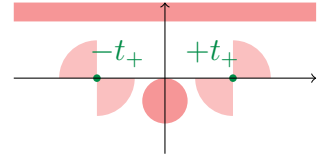
<sup>410</sup>Note that when computing the convolution, the integral is improper, behaving as  $\int t(1+i/t+\dots) \sin(t-t_0)/(t-t_0) dt$  (after replacing  $\cos t$  by  $\exp it$ , as we do below). Essentially, we integrate  $\sin(t-t_0) + B/t \sin(t-t_0) + \dots$ ; all the terms except the first one converge (though not absolutely), and the first term has an average 0 over period — so can be dealt with any sane “regularization”. (For example, one can subtract  $\sin(t-t_0)$  from the expression we integrate. This is equivalent to the particular way to bend the paths of integration we use below.)

<sup>411</sup>For the Maass case, we need to consider the corresponding integral over  $\mathbb{R}_+$  instead of  $\mathbb{R}$ , so this argument does not work. Instead, we can proceed as below: the saddle-point method would deform this contour into  $-i\mathbb{R}_+$  with the saddle point  $-it_+$ . Hence the integral has the order of magnitude of  $t_+^{3/2} \exp -2\sqrt{k}$ .

For our plots,  $\sqrt{k}$  is typically about 100, so in the Maass case this term — while non-0 — is still completely negligible.



On the right, we show (in red) the regions where the magnitude of  $\exp i(1/t + kt)$  is small, as well as the sectors near  $\pm t_+$  where the magnitude is smaller than in the other two sectors. (To see how these sectors are positioned, it is enough to note that the second derivatives of  $i(1/t + kt)$  at  $\pm t_+$  are  $\pm 2i/t_+^3$ .)



According to the saddle-point method,<sup>412</sup> to approximate the integral one should consider the contour passing through the red zones.<sup>413 414</sup> To get the principal term of the approximation, one should replace the argument of  $\exp i(1/t + kt)$  by its quadratic approximations at  $\pm t_+$ , and replace the contour by straight lines passing through  $\pm t_+$  (inside the red sectors). So the main term is mostly contributed by the zones of size  $t_+^{3/2}$  about  $\pm t_+$ .

Note that for  $|t_0| < t_+$  the contour of integration for the saddle point method is compatible with the red contour above (hence the integral is the partial sum of the Fourier series), otherwise it passes above  $t_0$  (hence the integral is the remainder of the Fourier series — with opposite sign).

It is not very hard to see that for  $k \gg 1$  the remainder term of the approximation is negligible. Likewise, the contribution of the non-constant part of the factor  $t/(t - t_0)$  is negligible for  $k \gg 1$  unless  $|t_0 \mp t_+| = O(t_+^{3/2})$ . In particular, for  $k \gg 1$  this factor gives a practically constant contribution in at least one of two integrals about  $\pm t_+$ .

**Conclusion:** the principal term in the approximation of the integral  $\int_{\mathbb{R}} t/(t - t_0) \exp i(1/t + kt) dt$  is

$$\exp(2i\sqrt{k}) \int_{\mathbb{R}} \frac{t}{t - t_0} \exp i \frac{(t - t_+)^2}{t_+^3} dt + \exp(-2i\sqrt{k}) \int_{\mathbb{R}} \frac{t}{t - t_0} \exp -i \frac{(t + t_+)^2}{t_+^3} dt$$

(above, this integral had an extra factor  $1/2\pi i \exp -ikt_0$ ; in this formula,  $2\sqrt{k}$  is  $1/t_+ + kt_+$ ). If the contour of integrations is the contour of the saddle-point method (essentially, this means that it goes through the red zones), one can use the formula

$$\int_{\mathbb{R}} \frac{1}{(t - t_1 i)} \exp -\frac{t^2}{2} dt = 2\pi i (1 - \text{Erf } t_1) \exp \frac{t_1^2}{2};$$

here  $\sqrt{2\pi} \text{Erf } t$  is the antiderivative of  $\exp -t^2/2$  vanishing at  $t = -\infty$ . (This formula holds as far as  $t_1 i$  is above the contour of integration. It is easy to establish using the Fourier transform.) Therefore

$$\int_{\mathbb{R}} \frac{1}{(t - t_1)} \exp -\frac{t^2}{\beta} dt = 2\pi i \left( 1 - \text{Erf} \left( -i \frac{t_1}{\sqrt{\beta/2}} \right) \right) \exp -\frac{t_1^2}{\beta};$$

as far as  $t_1$  is above the contour of integration (and  $\text{Re } \beta \geq 0$ ). If  $t_1$  is below the contour of integration, then one needs to subtract  $2\pi i \exp -t_1^2/\beta$ . (In other words: omit 1 in the formula.)

Introducing  $E_m(t) := 2\pi i (m - \text{Erf} (-\sqrt{it})) \exp it^2/2$  and  $E_+ := E_1, E_- := E_0$  leads to

$$\int_{\mathbb{R}} \frac{1}{t - t_1} \exp i \frac{t^2}{2} dt = E_{\pm}(t_1)$$

<sup>412</sup>Recall that this method has two faces: first, it gives a certain approximation to the integral in question. The second part comes in two flavors: on one hand, one can use some ready-to-use estimates of the error of the approximation above; alternatively, one may look for an “ad hoc” estimate of this error — and it is usually even simpler than finding a pre-cooked estimate.

Here we ignore the question of estimating the error term.

<sup>413</sup>**N.B. (???)  $-1/t$  and lower half-plane!**

<sup>414</sup>The function is very rapidly decreasing near the top of the red circle. This means that the considerations above are applicable not only to the integral over  $\mathbb{R}$ , but also to the integrals over  $\mathbb{R}_+$  and  $\mathbb{R}_-$  (for them, one needs to restrict attention to one saddle point).

This is what makes the conclusion of this section applicable to the Maass case (when the factor at  $G(1/t)$  is  $|t|$ , and not  $t$ ) as well.

with  $+$  or  $-$  chosen depending on whether  $t_1$  is above or below the contour of integration. When we integrate over  $(1 + \varepsilon i)\mathbb{R}$  (with  $\varepsilon > 0$ , to make the integral quickly converging) and  $t \in \mathbb{R}$ , then the sign is  $-\text{sign } t$ .

Note that  $E(t) := E_{-\text{sign } t}$  is odd, behaves asymptotically as  $\sim -\sqrt{2\pi i}/t$  for large  $|t|$ , and jumps from  $\pi i$  to  $-\pi i$  when  $t$  crosses from  $-0$  to  $+0$ . Let  $\tilde{E}_\bullet(t) := tE_\bullet(t) + \sqrt{2\pi i}$ . Then  $\tilde{E}$  is a bounded even continuous function behaving as  $O(1/t^2)$  for large  $t$ . (Both  $E$  and  $\tilde{E}$  are smooth when the argument is positive.) Then

$$\int_{\sigma\mathbb{R}} \frac{1}{t - t_1} \exp i \frac{t^2}{\beta} dt = E_\pm \left( \frac{t_1}{\sqrt{\beta/2}} \right) \quad \text{if } 0 \leq \text{Arg } \sigma^2/\beta \leq \pi.$$

(Here the  $\pm$  sign must match  $\text{Im } t_1/\sigma$ .) Moreover,

$$\int_{\mathbb{R}} \frac{t - t_2}{t - t_1} \exp i \frac{t^2}{\beta} dt = (t_1 - t_2)E_\pm \left( \frac{t_1}{\sqrt{\beta/2}} \right) + \sqrt{\beta\pi i} = \sqrt{\beta/2}\tilde{E}_\pm \left( \frac{t_1}{\sqrt{\beta/2}} \right) - t_2E_\pm \left( \frac{t_1}{\sqrt{\beta/2}} \right).$$

For  $\beta > 0$  the contour of integration may be  $\mathbb{R}$  (or  $(1 + \varepsilon i)\mathbb{R}$  with  $\varepsilon \geq 0$ ); for  $\beta < 0$  it may be  $-\mathbb{R}$  (or  $(-1 + \varepsilon i)\mathbb{R}$  with  $\varepsilon \geq 0$ ). With  $\varepsilon > 0$  and  $t_1 \in \mathbb{R}$  this sign is  $-\text{sign } t$  in both cases.

Combining all this together, the saddle-point method replaces the integral  $\int_{\mathbb{R}} t/(t - t_0) \exp i(1/t + kt) dt$  by

$$\exp(2i\sqrt{k}) \left( t_+ E \left( \frac{t_0 - t_+}{\sqrt{t_+^3/2}} \right) + \sqrt{t_+^3/2} \tilde{E} \left( \frac{t_0 - t_+}{\sqrt{t_+^3/2}} \right) \right) + \exp(-2i\sqrt{k}) \left( t_+ E \left( \frac{t_0 + t_+}{\sqrt{t_+^3/2}} \right) - \sqrt{t_+^3/2} \tilde{E} \left( \frac{t_0 + t_+}{\sqrt{t_+^3/2}} \right) \right).$$

Recall that for  $|t_0| < t_+$  this approximates the partial sum of the Fourier series, otherwise it approximates the remainder of the Fourier series (with the opposite sign).

The next term in the saddle-point approximation would involve the next term of Taylor series of  $i/t + ikt$  at  $\pm t_+$ . For this term, we can use

$$\int_{\mathbb{R}} \frac{1}{(t - t_1 i)} t^3 \exp -\frac{t^2}{2} dt = \sqrt{2\pi}(1 - t_1^2) + 2\pi t_1^3(1 - \text{Erf } t_1) \exp \frac{t_1^2}{2}$$

which decreases as  $O(1/t_1^2)$  for  $t_1 \gg 0$ . Hence, as above

$$\begin{aligned} \int_{\mathbb{R}} \frac{1}{t - t_1} t^3 \exp -\frac{t^2}{\beta} dt &= \sqrt{\pi\beta} \left( \frac{\beta}{2} + t_1^2 \right) + 2\pi i t_1^3 \left( 1 - \text{Erf} \left( -i \frac{t_1}{\sqrt{\beta/2}} \right) \right) \exp -\frac{t_1^2}{\beta}, \\ \int_{\mathbb{R}} \frac{1}{t - t_1} t^3 \exp i \frac{t^2}{\beta} dt &= \sqrt{i\pi\beta} \left( \frac{i\beta}{2} + t_1^2 \right) + 2\pi i t_1^3 \left( 1 - \text{Erf} \left( -i \frac{t_1}{\sqrt{i\beta/2}} \right) \right) \exp i \frac{t_1^2}{\beta}. \end{aligned}$$

Introducing  $Y_m(t) := \sqrt{2\pi i}(i + t^2) + 2\pi i t^3(m - \text{Erf}(-\sqrt{i}t)) \exp i t^2/2$  and  $Y_\pm, Y$  the same way as for  $E_m$ , the last integral is<sup>415</sup>  $(\beta/2)^{3/2} Y(t_1/\sqrt{\beta/2})$  when  $t_1 \in \mathbb{R}$  and the integral is over  $(1 + \varepsilon i)\mathbb{R}$  with  $\varepsilon > 0$ . Moreover,  $Y(t)$  is even continuous and decreases as  $O(1/t^2)$  for large  $t \in \mathbb{R}$ . Likewise

$$\int_{\mathbb{R}} \frac{t - t_2}{t - t_1} t^3 \exp i \frac{t^2}{\beta} dt = (t_1 - t_2) \left( \frac{\beta}{2} \right)^{3/2} Y \left( \frac{t_1}{\sqrt{\beta/2}} \right).$$

Therefore the cubic terms in Taylor series for  $i/t$  at  $t = \pm t_+$  contribute

$$-it_0\sqrt{t_+}/8 \left( \exp(2i\sqrt{k}) Y \left( \frac{t_0 - t_+}{\sqrt{t_+^3/2}} \right) - \exp(-2i\sqrt{k}) Y \left( \frac{t_0 + t_+}{\sqrt{t_+^3/2}} \right) \right),$$

<sup>415</sup>**N.B. (???) It looks like this should be easily generalizable!?**

to the remainder, and one should expect<sup>416</sup> that the whole remainder has the same order of magnitude. Note that for  $|t_0| \lesssim t_+$  these terms have similar magnitude to the terms with  $\tilde{E}$  in the formula for the main saddle-point expression. Moreover, all these terms are majorated by the term with  $E$  provided  $|t_0| \lesssim t_+ \ll 1$ .

**Conclusion:** the principal term in the saddle-point integral when  $|t_+|, |t_+ t_0^2| \ll 1$  is

$$\frac{t_+}{2\pi i} \exp(-ikt_0) \left( \exp(2i\sqrt{k})E \left( \frac{t_0 - t_+}{\sqrt{t_+^3/2}} \right) + \exp(-2i\sqrt{k})E \left( \frac{t_0 + t_+}{\sqrt{t_+^3/2}} \right) \right),$$

and for  $|t_0| < t_+$  this approximates the partial sum of the Fourier series, otherwise it approximates the remainder of the Fourier series (with opposite sign). The error has relative magnitude  $\sqrt{t_+}$ .

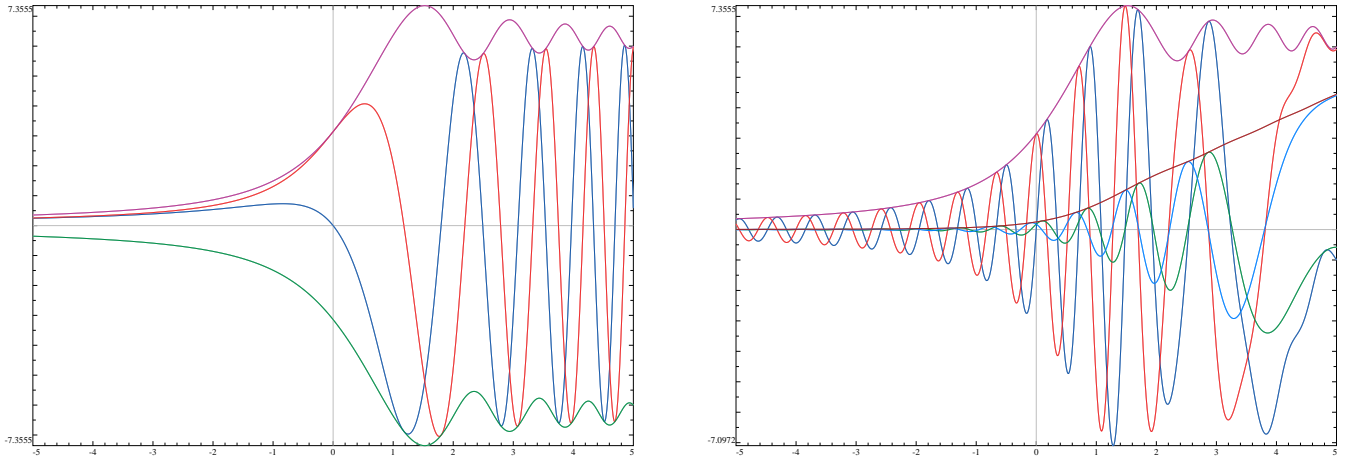
The jump in  $E$  matches the total sum of the Fourier series for  $t_0 \approx t_{\pm}$ ; replacing  $E$  by  $E_+$  (which has no jump) provides a good estimate on the right of  $t_+$  if  $t_0 \approx t_+$ . For larger values of  $t_0$ , one should take into account that the contour going across  $t_0$  subtracts the value of  $t_0 e^{i/t_0}$  in the integral for the partial sum of the Fourier series, but subtracts a similar value of with the quadratic approximation to the exponent above in the saddle point integral. This quadratic approximation<sup>417</sup> differs by  $(t_+ - t_0)^3/t_0 t_+^3$ .

To compensate for this, one needs to add  $t_0 e^{i/t_0}$  and subtract  $t_0 e^{i/t_0 + i(t_+ - t_0)^3/t_0 t_+^3}$  if  $t_0 > t_+$ . Moreover, taking an asymptotic expression for the second  $E$ -term above does not worsen the order of magnitude of the error:

$$\frac{t_+}{2\pi i} \exp(ik(2t_+ - t_0)) \left( E_+ \left( \frac{t_0 - t_+}{\sqrt{t_+^3/2}} \right) - \exp(-4i\sqrt{k}) \frac{\sqrt{\pi i t_+^3}}{t_0 + t_+} \right), \quad -t_+/2 \lesssim t_0 \lesssim (1 + O(\sqrt{t_+})) t_+.$$

The error is of the relative magnitude  $\sqrt{t_+}$  of the terms above. For larger  $t_0$ , to keep such precision one needs to add  $t_0 e^{i/t_0} (1 - e^{i(t_+ - t_0)^3/t_0 t_+^3})$ .

Let  $\tau := (t - t_+)/\sqrt{t_+^3}$ . When  $|\tau| \lesssim 1$ , the principal part of the expression above is one with  $E_+(\tau\sqrt{2})$ . Therefore, up to a phase factor, the partial sums of the Fourier series of  $e^{i/t}$  have a “universal behaviour” near the point  $t_+$  where the phase transform happens:



<sup>416</sup>**N.B. (???) Check!**

<sup>417</sup>If  $|t_0|$  is large, then for the saddle-point to work, the contour should go *above*  $t_0$ . In this case we need the formula *without*  $\mathbb{1}_S$ , and it approximates not the integral over the red contour, but its modification passing *above*  $t_0$ . This means, essentially, that the formula above should be corrected by a difference in value between  $t_0 \exp i(1/t_0 + kt_0)$  and the corresponding “saddle-point approximation”, where we replace  $i(1/t + kt)$  by its quadratic approximation at  $\pm t_+$  (one which is closer to  $t_0$ ).

On the left plot, we show the real/imaginary parts of this universal behaviour (ignoring the phase factor), as well as its  $\pm$ magnitude.<sup>418</sup> The contribution of the phase factor depends<sup>419</sup> on  $k$ . On the right plot, the graphs of the same colors show (using the same colors) how the universal behavior combines with the phase factor when  $k = 10,000$  (note that our graphs of fractally-symmetric functions correspond to  $k \lesssim 10,000$ ).

It is easy to identify the red or blue graphs on the right picture with what one can see after zooming (a lot!) into the flattened zones of our plots of fractally-symmetric functions. However, there is a small, but clearly visible mismatch: in our plots, there is a definite growth of the amplitude of oscillations on the right of  $\tau = 0$  (in other words, on the right of  $t_0 = t_+$ ). The reason for this is that on the graph above  $\tau \in [-5, 5]$ , or  $t_0 \in [t_+(1 - 5\sqrt{t_+}), t_+(1 + 5\sqrt{t_+})]$ ; recall that  $t_+ = 1/\sqrt{k}$ . With (relatively!) small values of  $k$  we have on our graphs,  $\sqrt[4]{k} \lesssim 10$  which is very small (and comparable with the width of the domain of the plots above). Because of this, the magnitude of  $t_0$  changes a lot on the interval in question — and the oscillations have a magnitude close to  $|t_0|$ .

Since this relative change of magnitude of oscillation is about  $1/\sqrt[4]{k}$ , it is “negligible”, and is described by the term  $\tilde{E}$  we discarded above. This term is plotted above in light blue and green<sup>420 421</sup> (for the same value  $\sqrt[4]{k} = 10$ ).

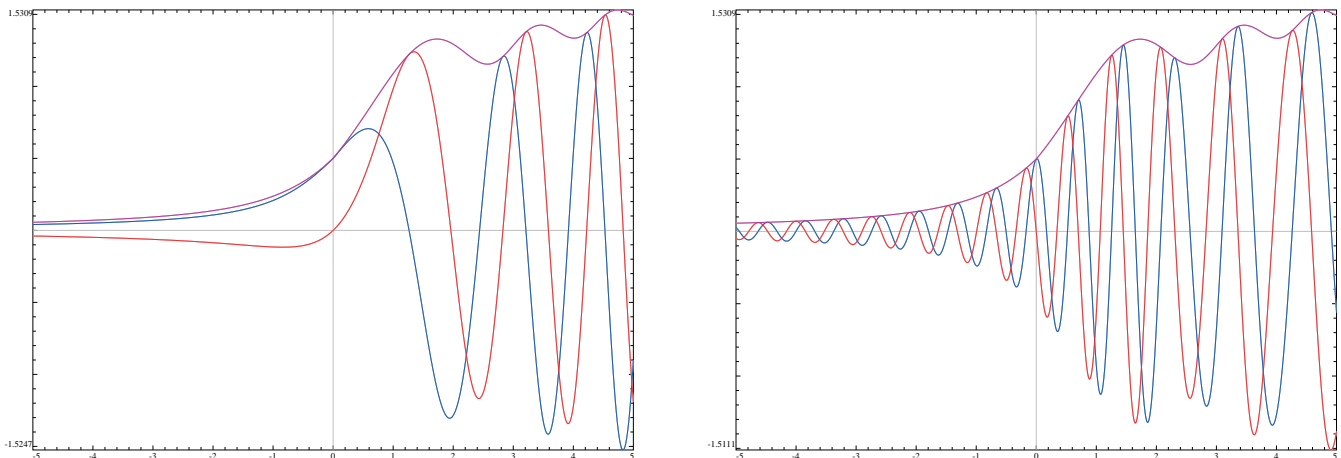
Alternatively to using  $E_+$ , we can use  $E$  and add the residue

$$t_0 \exp \frac{i}{t_0} = t_+ \exp \frac{i}{t_+} \exp \left( -\frac{i\tau}{\sqrt{t_+}} \right) \cdot (1 + \sqrt{t_+}\tau) \exp \frac{i\tau^2}{1 + \sqrt{t_+}\tau} \quad \text{when } t_0 = t_+(1 + \sqrt{t_+}\tau).$$

The factors before  $\cdot$  match the factors in our formulas above. So define  $E_{\text{full}}(\tau, \alpha)$  as  $1/2\pi i E_+(\tau\sqrt{2})$  if  $\tau \leq 0$ , and  $1/2\pi i E_-(\tau\sqrt{2}) + (1 + \alpha t) \exp \frac{i\tau^2}{1 + \alpha t}$  otherwise. Then the saddle-point approximation to our convolution is

$$t_+ \exp \frac{i}{t_+} \exp \left( -\frac{i\tau}{\sqrt{t_+}} \right) E_{\text{full}}(\tau, \sqrt{t_+}).$$

Two plots below are for  $E_{\text{full}}$ , as well as it combined with the phase factor  $\exp(-i\tau/\sqrt{t_+})$  (both with  $\alpha = 1/10$ ).



<sup>418</sup>Modulations appear since  $E_+(t)$  for  $t \gg 0$  is a sum of an oscillating term of constant magnitude and a decaying non-oscillating term. Therefore  $|E_+|$  behaves as  $|Ae^{if(t)} + B/t| = |A + Be^{-if(t)}/t|$ , hence oscillates with the magnitude  $B$ .

<sup>419</sup>Since  $kt_+^2 = 1$ , the extra phase term oscillates as  $\exp -i\tau/\sqrt{t_+}$ , so in the scale of the plot above it is a very quick oscillation, with the frequency about  $\sqrt[4]{k}$ .

<sup>420</sup>We also plot the magnitude of terms containing  $E$  and  $\tilde{E}$ . One can see that the latter magnitude also has an oscillating term, but amplitude of these oscillations is microscopic.

<sup>421</sup>The “apparent” switch in the direction of oscillation on the right of the graphs is an artefact of our quadratic approximation to  $i/t$ . The more terms of Taylor series we keep, the further to the right this artefact would appear.

Note that  $E_{\text{full}}(\tau, 0) = 1/2\pi i E_+(\tau\sqrt{2})$ . Moreover, the first term in Taylor expansion of  $E_{\text{full}}(\tau, \alpha)$  in  $\alpha$  is similar to  $\bar{E}_+(\tau)$  together with the contribution of the cubic term considered above.

Unfortunately, combining the factor  $\exp -i\tau/\sqrt{t_+}$  above with  $E_{\text{full}}(\tau, \alpha)$  when  $\alpha := \sqrt{t_+}$  leads to counterintuitive results when one takes the Taylor approximation at  $\alpha = 0$ . The errors in the derivative of the phase become so large when  $\alpha\tau \sim 1$  that the finite sum has *phase reversal*: the phase of the approximation changes the direction of rotation.<sup>422</sup>

Consider now a more general convolution  $T \exp iL/T \star \text{sinc } KT$  in the variable  $T$  (above  $L = 1$  and  $K = k$ ). A coordinate change  $t = T/L$  reduces this to the case  $L = 1$ ,  $k = KL$ . Therefore the phase transition happens when  $t = t_+ := 1/\sqrt{KL}$ , or  $T = T_+ := \sqrt{L/K}$ . The width of the zone of phase transition around  $T_+$  is  $T_+\sqrt{t_+} = \sqrt[4]{L/K^3}$ . The analysis above makes sense when  $k \gg 1$ , hence if it makes sense for  $L = L_0$ , it also makes sense for  $L \geq L_0$ .

Note also that the zone between the “ $\pm$ ”-phase transitions for  $L_0$  is deep inside the flattened zone for  $L \gg L_0$ . **Conclusion:** for a sum of a series in  $L$ , only the term which has the smallest  $L = L_0$  would contribute significantly into the convolution when  $|T| \lesssim \sqrt{L_0/K}$ . If the Fourier series (with period  $2\pi L_0$ ) for  $G(t)$  has coefficients  $a_n$ , then in this zone for  $L_0$ , the contributions of  $a_1$  is  $a_1\sqrt{L_0/K}$  near the ends, and  $a_1\sqrt[4]{L_0^3/K^5}$  near 0. The contribution of other Fourier terms has the order of magnitude  $a_n\sqrt[4]{L_0^3n^3/K^5}$ .

Hence the contributions of  $n > 1$  are products of

- a coefficient of magnitude  $a_n\sqrt[4]{L_0^3n^3/K^5}$ ;
- a quickly oscillating in  $T$  phase factor  $\exp(-iKT)$  (independent of  $n$ );
- an oscillating in  $n$  phase factor  $\exp 2i\sqrt[4]{nL_0K}$ , and
- a slowly changing on  $[-(1 + \beta)T_+, (1 + \beta)T_+]$  (here  $T_+$  is taken for  $n = 1$ , and  $0 < \beta \ll 1$ ) factor which is  $1/(1 - \xi/\sqrt{n})$  asymptotically in  $n$ ; here  $T = \xi T_+$ .

Recall that in our fractally-symmetric cases  $G(t)$  is an antiderivative of the Fourier transform of the sequence  $(N_n)$  which grows very slowly (recall that this sequence is related to modular solutions to a polynomial equation). Hence  $a_n = N_n/n$ .

Note that the variation of the slowly-changing factor is  $\xi/\sqrt{n}$  plus a remainder of magnitude  $1/n$ . Hence *this remainder* is given by an absolutely converging series, so it may be considered “small”. We are going to ignore it in what follows.

**Conclusion:** in the flattened region the behaviour of convolution is controlled by two coefficients

$$\boxed{\sqrt[4]{L_0^3/K^5} \sum_n \exp\left(2i\sqrt[4]{nL_0K}\right) \frac{N_n}{\sqrt[4]{n^m}}, \quad m = 1, 3.}$$

at powers 1,  $\xi$  of  $\xi$ . If we can show that these coefficients are bounded in  $K$ , this would explain the appearance of flattened regions in the convolution  $TG(1/T) \star \text{sinc } KT$  near  $T = 0$  (as well as why these regions look very similar to the contribution of the first terms in the Fourier series for  $G$ ).

These coefficients are, essentially, the Fourier transforms of  $\sum_n N_n/\sqrt[4]{n^m} \delta_{\sqrt[4]{n}}$ . As  $\eta := \sqrt[4]{n}$  grows, the density of the points  $\sqrt[4]{n}$  grows as  $\eta^3$ . Hence “smoothing” this generalized function leads to  $\eta^{3-m}$  times “the average value of  $N_n$  near  $n = \eta^4$ ”. Since the sign of  $N_n$  changes “chaotically”, it is not surprising that the average value of  $N_n$  is small; however, to show that the latter Fourier transform is bounded, one needs to estimate this average value to be quite small (for example, for  $m = 1$  it is enough to show it to decay<sup>423</sup> quicker than  $n^{-3/4}$  when averaging<sup>424</sup> over a region of size  $n^{3/4}$ ).

<sup>422</sup>In the non-asymptotic formula for  $E_{\text{full}}$  the phase of  $\exp \frac{i\tau^2}{1+\alpha\tau}$  changes slower when  $\alpha\tau$  grows to become  $\sim 1$ . — Compare this with the phase reversal in the first-order Taylor approximation in  $\alpha$ .

<sup>423</sup>Note that this is equivalent to the corresponding average value of  $N_n/n$  decaying quicker than  $n^{-1/4}$ .

<sup>424</sup>... with weight smoothly decaying to become 0 near the ends of the region.

Recall that *what is known* (for almost a century now) is the behaviour of the  $\zeta$ -function, which is, essentially, the Fourier transform of  $\sum_n N_n \delta_{\log n}$ ; this Fourier transform is an entire function. Note that taking  $\log n$  “compresses” the points  $n \in \mathbb{N}$  “much stronger” than taking  $\sqrt[4]{n}$ . In particular, the latter Fourier transform being smooth implies that averages of  $N_n$  over regions of size  $\beta n$  are rapidly decreasing in  $n$ . However, these regions are too large: their size is way larger than  $n^{3/4}$  considered above!

On the other hand, we can use the properties of the Fourier transform  $G(t)$  of the sequence  $N_n/n$  to estimate the required averages. It turns out that this is related to the rate of decay of the antiderivative of  $G(t)$  near 0. Indeed,  $G(t)$  is the Fourier transform of the generalized function  $\widehat{G} := \sum_n N_n/n \delta_n$ , and the averaged values of  $N_n$  on big regions are related to *convolutions* of  $\widehat{G}$  with cut-off functions with *big* support; in turn, these are related to products of  $G(t)$  with functions concentrated on a *small* region near 0. **Conclusion:** the convergence of framed series above is related<sup>425</sup> to the behaviour of  $G(t)$  near 0.<sup>426</sup>

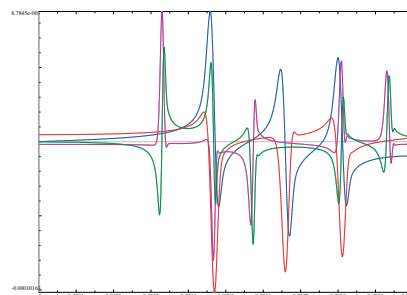
To handle the averaging described above, we essentially need to restrict  $G$  to a region of size  $\varepsilon := 1/n^{3/4}$  near 0, and show that the  $n$ th Fourier coefficient of the restriction is less than  $1/n^{1/4}$ . However, near 0 we can use the fact that  $G(t) = tH(1/t)$  with a periodic function  $H$  with the average value 0. The image of a period of  $H$  under  $t \mapsto 1/t$  has a length which decreases quadratically when we get closer to 0; so these images inside  $[-\varepsilon, \varepsilon]$  are shorter than  $\varepsilon^2 \ll 1/n$ .

Hence every period of  $\sin nt$  in  $[-\varepsilon, \varepsilon]$  is covered by many images of periods of  $H$  (hence zones over which the average of  $G$  is very close to 0). *This* is the reason why the scalar product with  $\sin nt$  is small! Indeed, since on the image of any period of  $H$  the function  $t \sin nt$  is almost constant, the integral of  $H(1/t) \cdot t \sin nt$  is approximately proportional to the average value of  $H(1/t)$  on this interval, which is approximately the average value 0 of  $H$  on any period.

The formal way to treat this argument is to work with “averages of  $G$ ” — which is essentially determined by the antiderivative of  $G$  — and plug this into the formula of integration by parts. As a change of variable  $t \mapsto 1/t$  shows, this antiderivative may be written as  $t^3 G_1(t)$  with a bounded function  $G_1$ . Hence instead of  $\int_{-\varepsilon}^{\varepsilon} (t^3 G_1(t))' \sin nt dt$  we may consider  $n \int_{-\varepsilon}^{\varepsilon} t^3 G_1(t) \cos nt dt$  which decays at least as  $n\varepsilon^4 = 1/n^2$  indeed.<sup>427</sup>

This finishes our considerations of flattened zones of  $TG(1/T) \star \text{sinc } KT$  when  $G$  is periodic and its Fourier coefficients decay sufficiently quick when averaged appropriately. (Recall<sup>428</sup> that in our examples  $L_0 = 4\pi^2/c$  where  $c$  is the conductor, and  $K$  is at most 16 millions; this is why  $k = K/L$  is often of order of tens of thousands.)

**Remark 97:**<sup>429</sup> Note that this explanation works for some non-periodic functions  $G$  too; to have a flattened region in  $|T| \leq T_+$  with  $K$  terms of the Fourier series, all we need<sup>430</sup> is the Fourier transform  $\widehat{G}(L)$  of  $G$  vanishing up to  $|L| \approx T_+^2 K$ . This may be relevant for the graphs below related to counts of modular roots of polynomials of degree 4; we obtain graphs visually similar to  $TG(T/t)$  with a



<sup>425</sup>Recall that *the shape* of the flattened region (and nearby zones of the graph) is related to periodicity of  $G$ , hence to its behaviour near  $\infty$ .

<sup>426</sup>This property is automatically satisfied if  $tG(1/t)$  is periodic with the average value 0.

<sup>427</sup>In fact, one can continue integrating by parts; this would show that  $N_n/n$  averaged over regions of width  $n^\beta$  with  $\beta > 1/2$  would rapidly decrease. Hence the same holds for  $N_n$ .

(However, an honest proof would need to also consider what happens outside  $[-\varepsilon, \varepsilon]$ : the cut-off function is small there, but one needs to estimate *how* small we can make it while keeping its Fourier transform supported between  $\pm n^{3/4}$ .)

<sup>428</sup>**N.B. (???) Move?**

<sup>429</sup>**N.B. (???) The plots should be moved 1 page later — but wrapfig does not work inside remarks.**

<sup>430</sup>... in addition to decay of the antiderivative of  $G$  near 0...

non-periodic — but very slowly growing — oscillating function  $G$ . Since these graphs have clearly visible flattened parts, this suggests that  $\widehat{G}(\tau)$  may vanish for  $\tau$  close to 0. This leads to the question:

What can we deduce about  $\widehat{G}$  knowing that flattened parts exist for  $K \gg 0$ ?

In this remark we provide a **failed** attempt to do so (kind of fixed in the next remark, which shows that the information about the non-descrete spectrum is actually *lost* in this approach!).

So we omit the assumption that  $G$  in  $H(T) = TG(1/T)$  is periodic; now its Fourier transform  $\widehat{G}$  (which is a generalized function) is not necessarily a sum of  $\delta$ -functions  $\delta_{nL_0}$  at points of  $L_0\mathbb{N}$ ; still, it may be considered as *an integral* of such  $\delta$ -functions with a certain weight. The asymptotics above describe very well a contribution of one of these  $\delta$ -functions  $\delta_L$  in the region  $T \in [-(1+\Delta)T_+, (1+\Delta)T_+]$  with  $\Delta > 0$ , however, before, for *a detailed* consideration we were focussing only on a zone of width about  $T_+^{3/2}/\sqrt{L}$  around  $\pm T_+$ . Since  $T_+ = \sqrt{L/K}$  depends on  $L$ , to consider an integral in  $L$ , we need to consider the whole zone  $T \in [-(1+\Delta)T_+^{\max}, (1+\Delta)T_+^{\max}]$ .

Moreover, to make the description more transparent, we simplify  $T_+ = \sqrt{L/K}$  by a substitution  $L = \lambda^2$ . So our goal is to re-analyze our asymptotics for a contribution of one  $\delta$ -function  $\delta_{\lambda^2}$  in an interval of  $T$  around 0. Furthermore, the asymptotic series we discussed was in variable  $\sqrt{t_+}$  with  $1/t_+ = \sqrt{K\lambda}$ ; so write  $K = 1/\varepsilon^4$ . Now  $\varepsilon \ll 1$ . Recall that our asymptotics work for  $t_+ \ll 1$ , or  $\varepsilon^2 \ll \lambda$ .

Hence we need to study the convolution<sup>431</sup>  $\widetilde{G}_\varepsilon := TG(1/T) \star \text{sinc } T/\varepsilon^4$  with  $G(T) = \exp i\lambda^2 T$ . In fact, our asymptotic expressions for this convolution all contain a very quickly oscillating factor  $\exp(-iT/\varepsilon^4)$ ; so it *seems* better to investigate  $\widetilde{G}_\varepsilon \exp iT/\varepsilon^4$ , where this factor is cancelled; we start with investigating this approach. Moreover, we saw that for periodic  $G$  the width of the flattened zone decreases with  $\varepsilon$  as  $C\varepsilon^2$ ; the corresponding rescaling  $T = \varepsilon^2 x$  leads to consideration of  $\widetilde{G}_\varepsilon(x) := \widetilde{G}_\varepsilon(\varepsilon^2 x) \exp ix/\varepsilon^2$ .

It turns out that in this context one of the simplest term of our asymptotics is the “remainder” term (due to non-quadratic Taylor terms under the exponent). Recall that it was<sup>432</sup>

$$-it_0 \sqrt{t_+}/8 Y\left(\frac{t_0 - t_+}{\sqrt{t_+^3}/2}\right) \exp(2i\sqrt{k} - iKT) = -\frac{i}{\sqrt{8}} \varepsilon^3 x Y\left(\frac{x - \lambda}{\varepsilon \sqrt{\lambda}/2}\right) \exp \frac{i(2\lambda - x)}{\varepsilon^2}$$

for  $k \gg 1$ , with  $t_+ = \varepsilon^2/\lambda$ ,  $t_0 = T/\lambda^2$  and  $k = 1/t_+^2$ . For  $L \neq 1$  one needs an extra factor  $L^{-1/4} = 1/\sqrt{\lambda}$ . Removing the oscillating in  $T$  factor, we obtain the contribution  $\text{const} \cdot \varepsilon^3 x Y((x - \lambda)/\varepsilon \sqrt{\lambda}/2) \exp 2i\lambda/\varepsilon^2$  into  $\widetilde{G}_\varepsilon(x)$ .

For any function  $y(t)$  with integral  $y_0$  and the asymptotic  $C/t^2$  at infinity, the family  $y_m(t) := my(mt)$  has the asymptotic expansion  $(y_0 - C/m)\delta_0 + C/m \cdot 1/t^2 + O(1/m^2)$  as  $m \rightarrow \infty$  (in the space of generalized functions<sup>433</sup>). In the formulas above, the denominator inside  $Y(\dots)$  goes to 0 when  $\varepsilon$  decreases, so the main term in  $\varepsilon$  in this formula is  $\text{const} \cdot \varepsilon^4 \sqrt{\lambda} \exp(2i\lambda/\varepsilon^2) x \delta_\lambda$ .

Since this was the contribution of  $\delta_{\lambda^2}$  in the Fourier transform  $\widehat{G}$  of  $G$ , one may have tried to restate it as

$$\widetilde{G}_\varepsilon^{\text{cubic}}(x) \stackrel{?}{=} \text{const} \cdot \varepsilon^4 \exp(2ix/\varepsilon^2) x^{3/2} \widehat{G}(x^2) + O(\varepsilon^5)$$

as a generalized function. Unfortunately, multiplication by a quickly oscillating factor (depending on parameter) is not continuous in the topology of generalized functions. (For example,  $\varphi_\varepsilon(x) := \exp ix/\varepsilon$  converges to 0 when  $\varepsilon \rightarrow 0$ , but multiplying this by  $\exp -ix/\varepsilon$  gives 1.) Hence we need to compensate the factor  $\exp(2ix/\varepsilon^2)$  *before* we take the limit.

Note that the removal of the oscillating term leads to oscillations starting to appear above  $t_0 \sim t_+ + \sqrt{t_+}$ . Hence *if we can kill oscillations by an appropriate smoothing of our function*, the

<sup>431</sup>**N.B. (???) In fact, below we consider only the integral over a half-line!**

<sup>432</sup>**N.B. (???) Coefficient  $2\pi$ ?**

<sup>433</sup>Recall that the generalized function  $1/t^2$  is normalized by  $\int_{-1}^1 dt/t^2 = 0$ .

smoothing is going to decay on the right of  $t_+$  as well as it decays on the left of it (here even without smoothing!).

For example, above, at the beginning of this remark, we plotted the case of the smallest (in magnitude) cubic conductor 23 (for  $M = 6$ ) with a cancellation of the phase factor as above, and a weakest possible smoothing to kill the oscillations (the real and imaginary parts, the dashed lines for 8 and solid for 16 million Fourier terms).<sup>434 435</sup>

The graphs have maxima for  $\text{const} \cdot \sqrt{n}$  for  $n \in \mathbb{N}$  such that  $N_n \neq 0$ . For the cubic conductor 23, up to  $n = 12$  these are 1, 2, 3, 6, and 8. When we have two graphs with  $K$  differing 2 times, the positions of the maxima (denoted as  $T_+$  above) for  $n$  and the larger  $K$  is the same as for  $2n$  and the smaller  $K$ .

**Conclusion:** one can observe the discrete spectrum of the function  $G(t)$  when one

- Cuts off the high frequencies from  $tG(1/t)$ ;
- Cancels the oscillations near 0 (by multiplying by an appropriate oscillating function);
- Cuts off high frequencies again. (With cut-off frequency tens times smaller than one on the first step.)<sup>436</sup>

(Below we show that the continuous spectrum of  $G(t)$  gives only a vanishingly small contribution. — And the smoother it is, the smaller the contribution — provided the cut-off frequency is high.)

Therefore we define  $G_\varepsilon(x) := \tilde{G}_\varepsilon(\varepsilon^2 x) \exp(-ix/\varepsilon^2)$ . Now the contribution of the “cubic” term is

$$\text{const} \cdot \varepsilon^3 x Y\left(\frac{x - \lambda}{\varepsilon \sqrt{\lambda/2}}\right) \exp\left(\frac{2i(\lambda - x)}{\varepsilon^2}\right).$$

Now for  $\varepsilon \ll 1$  the oscillating term has period much smaller than  $\varepsilon \sqrt{\lambda^3/2}$ , hence the limit when  $\varepsilon \rightarrow 0$  is described very differently than before. Consider the limit of  $my(mt)e^{imnt}$  when  $m, n \rightarrow \infty$ . If the Fourier transform of  $y(t)$  is  $\hat{y}(\tau)$ , then the Fourier transform of  $y(t)e^{int}$  is  $\hat{y}(\tau + n)$ , and the Fourier transform of  $my(mt)e^{imnt}$  is  $\hat{y}(\tau/m + n)$ . **Conclusion:** this Fourier transform becomes<sup>437</sup> “more and more constant” as  $m, n \rightarrow \infty$ , hence  $\lim my(mt)e^{imnt}/\hat{y}(n) = \delta(t)$ .

Since the asymptotic of  $\hat{y}$  depends on the singularities of  $y$ , what is important about  $Y$  is that it has a jump of the third derivative at 0; hence its Fourier transform  $\hat{Y}(\tau)$  decays as  $\text{const} \cdot \tau^{-4}$ . Therefore the expression above has the limit  $\text{const} \cdot \varepsilon^8/\sqrt{\lambda}\delta_\lambda$ .

<sup>434</sup>We convolve with the Gaussian kernel with half-width  $35/\pi$  of the period of the cut-off oscillation. So for 16 million terms, the half-width is 4.4e-6.

This smoothing is the minimal possible to get at least one maximum on the graph without spikes. (This is the first maximum on the dashed lines.) The other maxima have very visible spikes; the further we go from 0, the more pronounced are the spikes. (To avoid the spikes, the smoothing should depend on the cut-off, and be stronger further away from 0.)

<sup>435</sup>**N.B. (???) Estimate the necessary smoothing! Note that  $k$  for these graphs has an unusually high value: 27.5 millions for the higher value of the cut-off frequency.**

<sup>436</sup>The final result of this process is that if Fourier coefficients were  $a_n$ , we sum up  $\sum_n = 0^{n_0} a_{n_0-n} \sigma(n/n_1) e^{-nt}$ , with  $\sigma(x) \sim e^{-x^2}$ , and  $1 \ll n_1 \ll n_0$ . When one replaces this  $\sigma$  by a step cut-off function, this still results in a certain “smoothing” of “the sum without the factor  $\sigma$ ”. However, such a  $\sigma$  results (up to an oscillating factor) in the difference between partial sums of the *intial* Fourier series for cut-off frequencies  $n_0$  and  $n_0 - n_1$ .

**Conclusion:** this difference should behave similarly to the graph above. (Recall that the graphs in the main part of these notes *combine* two partial sums, one drawn in blue, another in red, so the places where the difference is significant are visible as blue specles on the graph.) In particular, this explains why the blue specles tend to appear in groups.

<sup>437</sup>... unless  $\log \hat{y}$  changes pathologically quick near  $\infty$ .



Likewise,  $E_{\text{full}}(t, 0)$  has a jump of the third derivative at 0, and  $E_{\text{full}}(t, \alpha)$  for  $\alpha \neq 0$  has a jump of the first derivative proportional to  $\alpha$ . Hence the expression for the main term of the convolution

$$t_+ \exp \frac{i}{t_+} \exp \left( -\frac{i\tau}{\sqrt{t_+}} \right) E_{\text{full}}(\tau, \sqrt{t_+}) = \frac{\varepsilon^2}{\lambda} E_{\text{full}} \left( \frac{x - \lambda}{\varepsilon\sqrt{\lambda/2}}, \frac{\varepsilon}{\sqrt{\lambda}} \right) \exp \frac{i(2\lambda - x)}{\varepsilon^2}$$

after multiplication by the correcting phase factor  $\exp -ix/\varepsilon^2$  has a limit  $\text{const} \cdot \varepsilon^6/\lambda^2 \delta\lambda$ .

**Conclusion:** the main term<sup>438</sup> of asymptotic of  $G_\varepsilon(x) \exp -ix/\varepsilon^2$  in  $\varepsilon \rightarrow 0$  as a *generalized function* is  $\text{const} \cdot \varepsilon^6/x^2 \hat{G}(x^2)$ . Hence calculating the “averaged”<sup>439</sup> behaviour of the phase-corrected convolution  $(TG(1/T) \star \text{sinc} KT) \exp(-iKT)$  with precision much better than  $K^{-3/2}L^{-2}$  in a region of width  $2\sqrt{L/K}$  about 0 gives information about the Fourier transform  $\hat{G}(\tau)$  of  $G$  for<sup>440</sup>  $\tau \in [0, L]$ .

In particular, the argument above shows<sup>441</sup> that this function of  $T$  is  $o(K^{-3/2})$  for  $|T| < \sqrt{L/K}$  when the cut-off frequency  $K \rightarrow \infty$  if and only if  $\hat{G}(\tau)$  vanishes for  $\tau < L$ .

**Remark 98:** In fact, the calculations above were tacitly exchanging the order of two limits — which is a no-no-no in analysis (as far as one can do it honestly — otherwise the answer may still have some *heuristic* value!). To proceed honestly, note that  $\int_0^\infty x e^{-A(1/x+x)} dx$  is transformed by a coordinate change  $1/x + x = 2y$  to<sup>442</sup>  $\int_1^\infty (4\sqrt{y^2 - 1} + 2/\sqrt{y^2 - 1}) e^{-2Ay} dy = 2K_0(2A) + 2K_1(2A)/A$ . Hence the Fourier transform of the function  $te^{-B/t}$  with support on the positive semiaxis is  $2Bi/\tau(K_0(2\sqrt{-iB\tau}) + K_1(2\sqrt{-iB\tau})/2\sqrt{-iB\tau})$ . For  $B = -i$  this is  $2/\tau(K_0(-2i\sqrt{\tau}) + iK_1(-2i\sqrt{\tau})/2\sqrt{\tau})$  with  $\text{Im} \sqrt{\tau} \geq 0$ .

Denote by  $G_{\lambda,\varepsilon}(t)$  the function  $G_\varepsilon(t)$  for  $G(t) = \exp i\lambda^2 t$ . The asymptotics above show that to analyse dependence of  $G_\varepsilon$  on the continuous part of the Fourier transform of  $G$ , it makes sense to consider the limit of  $G_{\lambda,\varepsilon}(x\varepsilon^2)e^{x/\varepsilon^2}$  as a generalized function<sup>443</sup> of  $\lambda$ .

Recall that often a limit  $\lim f_n$  in the topology of generalized functions corresponds to a pointwise limit of the Fourier transforms.<sup>444</sup> This leads to investigating the asymptotic in  $\varepsilon$  of the Fourier transform of  $G_{\lambda,\varepsilon}e^{x/\varepsilon^2}$  in  $\lambda$  (with  $t, x > 0$ ):

$$\int \frac{t}{t - x\varepsilon^2} \exp i \left( \frac{\lambda^2}{t} + \frac{t}{\varepsilon^4} + \lambda\mu \right) dt d\lambda = \varepsilon^2 \int \frac{T}{T - x} \exp \frac{i}{\varepsilon^2} \left( \frac{\lambda^2}{T} + T + \varepsilon^2 \lambda\mu \right) dT d\lambda$$

(with the paths of integration in  $t$  and  $T$  going below the poles at  $t = x\varepsilon^2$  and  $T = x$ ). The integral in  $\lambda$  gives

$$\sqrt{i\pi}\varepsilon^3 \int_0^\infty \frac{T^{3/2}}{T - x} \exp iT \left( \frac{1}{\varepsilon^2} - \frac{1}{4}\varepsilon^2\mu^2 \right) dT = \sqrt{i\pi}\varepsilon^3 x^{3/2} \int_0^\infty \frac{\tau^{3/2}}{\tau - 1} \exp i\tau x \left( \frac{1}{\varepsilon^2} - \frac{1}{4}\varepsilon^2\mu^2 \right) d\tau.$$

<sup>438</sup>**N.B. (???) Check the term for  $-T_+$ .**

<sup>439</sup>**N.B. (???) Explain!**

<sup>440</sup>**N.B. (???) Prohibit negative  $\tau$ ?**

<sup>441</sup>**N.B. (???) Heuristically only, since we tacitly exchange the order of limits!**

<sup>442</sup>Here  $K_0, K_1$  are the Bessel function.

<sup>443</sup>Then if this limit exists in a certain Banach topology (of the scale of Banach topologies on the space of generalized functions), then we can predict the point-wise behaviour of  $G_\varepsilon(x\varepsilon^2)$  when the Fourier transform of  $G$  is in the dual Banach space.

(Note that when  $\delta$ -functions are not in the dual space, the formulas may look very different in the case of periodic  $G$  and the case of the preceding paragraph!)

<sup>444</sup>Since the operator of Fourier transform is continuous on the space of (tempered) generalized functions, the limit above would lead to a limit of the Fourier transforms *in the sense of generalized functions*. However, if the functions  $f_n$  have nice asymptotics at  $\infty$ , the Fourier transforms are going to be continuous (outside of a few points); moreover, if the asymptotics are uniform, then the limit is going to exist locally in  $C^0$  (outside of the exceptional points).

*This* is why the limit of Fourier transform is going to exist pointwise so often!

Recall that<sup>445</sup>  $\int_0^\infty t^A/(t+B) e^{-pt} dt = \Gamma(A+1)B^A\Gamma(-A, Bp)e^{Bp}$  if  $B \notin \mathbb{R}_{\leq 0}$  with  $\Gamma(k, z)$  being the *incomplete  $\Gamma$ -function*  $\int_z^\infty t^{k-1}e^{-t} dt$ . We should take the limit value when  $B = -1 - 0i$ , giving  $-3/4\sqrt{i\pi}\Gamma(-3/2, -p)e^{-p}$ .

Considering  $u(z) := \Gamma(-3/2, z)e^z$ , this leads to

$$-3/4i\pi\varepsilon^3 x^{3/2} u\left(\frac{ix(1 - 1/4\varepsilon^4\mu^2)}{\varepsilon^2}\right).$$

Recall that  $u(z)$  has the main terms of asymptotic<sup>446</sup>  $3/2 \cdot z^{-3/2}$  for  $z \approx 0$  and  $z^{-5/2}$  for  $|z| \gg 0$ , and has the corresponding asymptotic series expansion. In particular, all terms in Taylor expansion in  $\varepsilon$  are polynomials in  $\mu$ .

**Conclusion:** For a fixed  $x$ ,  $G_{\lambda,\varepsilon}(x\varepsilon^2)e^{x/\varepsilon^2}$  has a Taylor expansion in  $\varepsilon$  as a generalized function in  $\lambda$ . The Taylor coefficients are polynomials in  $x$  with coefficients being (even) derivatives of  $\delta$ -functions<sup>447</sup> at 0 in<sup>448</sup>  $\lambda$ . Hence the contribution of continuous parts of the Fourier transform of  $G$  into  $G_\varepsilon$  (away from the 0 in the frequency region) decay quicker than any power of  $\varepsilon$ . In other words: observing  $G_\varepsilon(t)$  for small  $t$  gives immediate<sup>449</sup> information about the discrete spectrum of  $G$ , but not the continuous spectrum.

### ζ-functions

So far, we mentioned several times (but completely ignored all the details) one of the major players on the scene of investigation of “arithmetic sequences” (such as our numbers  $\widetilde{N}_n^{\text{res}}$ , or better,  $\widetilde{N}_n^{\text{Gal}}$ ): the  $\zeta$ -functions. (Sometimes these functions are called  $L$ -functions.) Our approach was to encode the sequence using its Fourier transform  $F(t)$ ; however, some of the properties of the sequence become much more accessible if one uses a different way to encode this sequence into a function.

Start with returning to the context of Remark 32 on p. 50, where we began investigating the statistical properties of the numbers  $\widetilde{N}_n^{\text{res}}$  for the polynomial “tetrahedral numbers + 2”. (These numbers are related to the sequence of colors,

1 2 3 4 5 6 7 8 9 10 11 12 13 14 15 16 17 18 19 20 21 22 23 24 25 26 27 28 29 30 31 32 33 34 35 36 ...

on p. 19.)

With the discriminant being  $-4 \times 971$ , for all prime numbers except 2 and 971 the count  $\widetilde{N}_n^{\text{res}}$  is one of 0, 1 or 3 (with 0 related to the “red” color above).<sup>450</sup> It turns out that the count 3 appears less often than the others; in the part of the colored sequence shown above (on p. 19), it appears only for the prime 3. The first few other occurrences are for the primes 37, 61, 83, ...

<sup>445</sup>Formula 9.162 in Ditkin–Prudnikov’s *Integral transforms and operational calculus*.

<sup>446</sup>In fact,  $u(z) = U(5/2, 5/2, z)$  with  $U$  the Tricomi’s *confluent hypergeometric function*.

<sup>447</sup>**N.B. (???) Is it possible to compare this with our asymptotics in the case of periodic  $G$ ??!**

<sup>448</sup>Paired with  $\widehat{G}(\lambda^2)$ , they give the derivatives of  $\widehat{G}(L)$  at 0, which are (regularized!) pairings of  $G(t)$  with powers of  $t$ . In turn, these are regularized integrals  $\int tG(1/t)t^{-k} dt$  for  $k \geq 3$ . If  $tG(1/t)$  is periodic, these integrals can be expressed as sums involving the Fourier coefficients—and these sum is easy to recognize as values of the corresponding  $\zeta$ -function at  $-k$ .

Moreover, the Hecke functional equation shows that in the “modular form” case these values vanish; in the Maass case, they vanish for even  $k$ . **N.B. Maybe the contributions of two saddle points in the Maass case cancel each other?! Check! ???**

<sup>449</sup>**N.B. (???) Discuss smoothed “reversed” graphs we made?**

<sup>450</sup>A more detailed analysis shows that 2 is not exceptional. To see this, one needs to consider the “*field discriminant*” instead of the discriminant of the polynomial—it turns out to be  $-971$ . Compare with Footnote 401 on p. 134.

Moreover,  $\widetilde{N}_{971}^{\text{res}} = 2$ , so it is truly “exceptional”. Since 971 is so large, treating 971 as “non-exceptional” (as we do in this section) does not affect the statistical properties described below.

**Remark 99:** As we mentioned in Remark 42 on p. 55, the Chebotaryov’s density theorem predicts that asymptotically, exactly  $\frac{1}{3}$  of the primes are going to be red, half of the primes is assigned the count 1, and the remaining  $\frac{1}{6}$  is assigned the count 3. Hence asymptotically, one of four green primes is assigned the count 3.

On the other hand, 3 is the second of the green primes, 37 is the 6th, 61 is the 10th, and 83 is the 15th. For the “1 out of 4” law, the “expected” positions are  $2\frac{1}{2}$ ,  $6\frac{1}{2}$ ,  $10\frac{1}{2}$ ,  $14\frac{1}{2}$  etc. **Conclusion:** the observed prime numbers with count 3 follow the expected law  $4n1 - 1\frac{1}{2}$  — however, from the statistical point of view, it is suspicious that they follow this law “too close”!

Well, I know no nice explanation for this, however, the plot thickens yet more for larger primes — and *that* has an explanation! Observe the following table (for  $p < 600$ ):

Prime with count=3	3	37	61	83	151	167	257	263	281	353	389	409	433	457	461	563	...
Position among green primes	2	6	10	15	23	26	37	38	41	46	51	53	56	59	60	67	...
“Expected” position	$2\frac{1}{2}$	$6\frac{1}{2}$	$10\frac{1}{2}$	$14\frac{1}{2}$	$18\frac{1}{2}$	$22\frac{1}{2}$	$26\frac{1}{2}$	$30\frac{1}{2}$	$34\frac{1}{2}$	$38\frac{1}{2}$	$42\frac{1}{2}$	$46\frac{1}{2}$	$50\frac{1}{2}$	$54\frac{1}{2}$	$58\frac{1}{2}$	$62\frac{1}{2}$	...

For primes  $p \geq 83$ , the mismatch is always in the same direction: the primes with count 3 are consistently rarer than expected from Chebotaryov density theorem! Moreover, typically the mismatch is quite large. . .

**Conclusion:** from this data, it *seems* that for primes up to 300, the fraction is closer to 1 in  $4\frac{5}{9}$ ; up to 600, it is 1 in 4.375. For primes up to 1,000, this decays again to less than 1 in  $4\frac{1}{2}$ . Going up to 10,000, this proportion is still above  $4\frac{1}{8}$ . Only when going to 100,000 the proportion starts goes down almost to 4: 1 in 4.038.

Such an effect is well-known as “a large bias for small primes”.<sup>451</sup> The larger are the prime numbers, the smaller the bias. However, there is another effect which is independent of the magnitude of primes!

Observe for which numbers  $p_0$  the proportion above taken for the primes  $p \leq p_0$  is larger than the average value  $\frac{1}{4}$ , and for which it is smaller. It turns out that the first situation appears *much* more frequently than the second one — and that such numbers  $p_0$  appear in long groups (“runs”) separated by relatively narrow intervals.

A calculation shows the runs  $83 \leq p_0 \leq 4,877$  and  $5,669 \leq p_0 \leq 30,029$ , then  $73,243 \leq p_0 \leq 748,597$  and  $811,387 \leq p_0 \leq 5,371,783$ ,  $5,384,887 \leq p_0 \leq 15,954,779$  and  $17,588,033 \leq p_0 \leq 24,622,691$ , then  $28,655,951 \leq p_0 \leq 581,827,369$ , then  $729,069,533 \leq p_0 \leq 1,045,122,007$  and  $p = 2,341,051,859 \leq p_0 \leq 9,447,449,639$ , etc.<sup>452</sup> The simplest incarnation of this effect is known as “prime races”. In these races one compares count of primes  $p \leq p_0$  which are  $a \pmod D$  to a similar count for  $b \pmod D$  for chosen  $a$ ,  $b$  and  $D$ . Same as in our case, the effect *does not decay* as  $p_0$  grows: for some triples  $(D, a, b)$  one of the classes “wins” (has more elements) for much longer runs of  $p_0$  than the “intervening intervals”.

While the “inequality” in prime races mod 4 (which is the simplest precursor of the effect we observed above) was first noticed in 1853 by Chebyshyov, the appearance of “very long runs” (as above) in prime races were first quantitatively explained by Sarnak and Rubinstein in 1994). Moreover, it turns out that the prime races are directly connected to sequences  $N_n^{\text{res}}$  related to modular roots of *abelian* polynomials.<sup>453</sup> The generalization good enough for our sequences  $\widetilde{N}_n^{\text{res}}$  was investigated in the Ph.D. thesis of Nathan Ng in 2000.

The simplest way to formulate these results is to select two types of prime numbers: in Chebyshyov case, these are primes which are  $1 \pmod 4$ , and  $-1 \pmod 4$ ; in our case, it is primes  $p$  with  $\widetilde{N}_p^{\text{res}} = 3$ ,

<sup>451</sup>In a situation very close to one we consider in these notes, when Kevin Buzzard notices that “Non-zero  $a_p$  are rather sporadic and take a while to start”, he just comments that this happens “for the usual reasons”.

<sup>452</sup>There is another run starting at 13,103,095,877 and going at least to  $2 \cdot 10^{10}$ . (These calculations take about 5 hours on an old slow notebook using the code at the end of these notes.)

Note that most of the intervening intervals are quite short (“relatively”, — or in log-scale). Two notable exceptions are the intervals after 30,029 and after 1,045,122,007.

Anyway, *on average* the “runs” are (relatively) much wider than the intervening intervals.

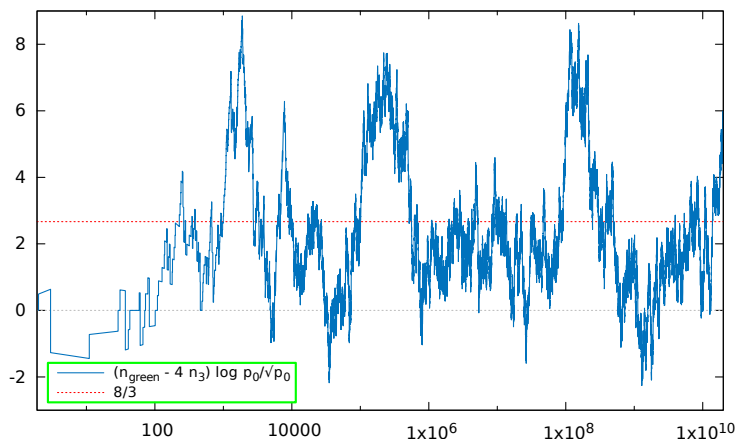
<sup>453</sup>For example, the race discovered by Chebyshyov is related to possible divisors of numbers  $n^2 + 1$ .

and  $\tilde{N}_p^{\text{res}} = 1$ . These types should be related to the Chebotaryov’s density theorem. (In other words, the type should be determined by a certain cycle decomposition of the permutation we associated to a prime number in Footnote 280 on p. 103.<sup>454</sup>) Then one compares “the relative size” of these classes: calculate how many prime numbers up to  $p_0$  are in these classes, as a function of  $p_0$ , and take a quotient of these functions.

As Riemann–Weil explicit summation formula shows<sup>455</sup> (in the context of Artin  $L$ -functions), the relative size is asymptotically  $C_0 - (C_1 + C_2 + C_3(\log p_0) + O(1/\log p))p_0^{-1/2}$ . Here  $C_0$ ,  $C_1$  and  $C_2$  are constants, while  $C_3$  is an oscillating function with average 0.<sup>456</sup>

The Chebotaryov theorem describes  $C_0$ : in the main term, the relative size of a type is proportional to the size of the corresponding conjugacy class in the Galois group.<sup>458</sup> In addition to this, Ng described the term  $C_1$  as the size of the preimage of the conjugacy class under the map  $g \mapsto g^2$  of the Galois group.

In the plot below, we cancel the term  $C_0$  by taking  $n_{\text{green}} - 4n_3$ , with  $n_{\text{green}}(p_0)$  the count of green primes up to  $p_0$ , and  $n_3(p_0)$  the similar count of primes  $p$  with  $N_p = 3$ . We also rescale appropriately to In this case,  $C_2 = 0$  for both types of primes, and  $C_1$  are ???<sup>459</sup>



<sup>454</sup>This description assumes that the corresponding Galois group is the full group  $S_d$  of permutations of the roots of a certain polynomials of degree  $d$ . In general, one considers the *conjugacy classes* in the Galois group. — One can also consider unions of such classes.

<sup>455</sup>**N.B. (???) More details!**

<sup>456</sup>Moreover,  $C_3$  is not only oscillating, but is in a fact a precisely described *almost periodic function*.<sup>457</sup> It is the description of terms  $C_2$  and  $C_3(\tau)$  where the discussion of  $\zeta$ -functions is not avoidable.

In turn,  $C_2$  is easy to calculate in terms of the  $\zeta$ -function (the multiplicity of the root at  $1/2$ )—and for most of polynomial equations,  $C_2$  is expected to be 0. On the other hand, the properties of  $C_3(\tau)$  are controlled by the other roots of  $\zeta$ , hence by the Grand Riemann Hypothesis.

<sup>457</sup>Almost periodicity is conditional (and in fact equivalent!) on the Grand Riemann Hypothesis.

Moreover, one should keep in mind that oftentimes, in their definitions of almost periodic functions, people require that the *coefficients* are in  $\ell_1$ . (This ensures that the function is continuous and bounded.)

However, the class of almost periodic functions we need is much larger: the coefficients are in  $\ell_2$ . (For example, these functions have a jump at  $\log p$  for many prime numbers  $p$ , so cannot be continuous.)

<sup>458</sup>For example, in  $S_3$  there are 3 conjugacy classes: {id} (of relative size  $1/6$ ), “transpositions” (of relative size  $1/2$ ), and “3-cycles” (of relative size  $1/3$ ). These matches the values of  $\tilde{N}_p^{\text{res}}$  of 3, 1 and 0 (as the numbers of fixed points).

<sup>459</sup>**N.B. (???) More details: zeros of  $L$ -function, Dyson’s quasi-crystals, log-scale-Fourier=Dirichlet. The observed average is closer to  $7/3$ , not  $8/3$ ? Almost-periodicity?**

## Appendix: On verification, — and the future

In construction! (Lousy — and not fully complete [see N.B.] — exposition.)

### The adelic completion

As we saw in Remark 24 on p. 36, combining  $2\pi$ -periodicity of  $F(t)$  with its fractal symmetry at  $t = 0$ , we can get a big collections of fractal symmetries of  $F(t)$  which give a huge “hyper-family” of horizon-self-similar points. Since the fractal symmetry at  $t = 0$  is a corollary of Hecke’s functional equation, which was known decades before the Langlands program, we can treat these horizon-self-similar points as “the trivial cases” of Langlands program.

For cubic equations, what the Langlands program claims is that *every* rational multiple of  $\pi$  is a horizon-similar point, and that “a big fraction” of the set of these points is horizon-self-similar. A significant part of this statement is the claim that the tensor field  $F(t)(dt)^{1/2}$  is preserved by strongly-congruence fractional-linear transformation.<sup>460</sup> In other words, if  $c$  is the conductor,  $A, B, C, D \in \mathbb{Z}$  and  $A - 1, C, D - 1$  are divisible by  $c$ , then the transformation  $T \mapsto (AT + B)/(CT + D)$  preserves  $F(t)(dt)^{1/2}$ ; here  $T = 2\pi t$ .

Note that  $t = 0$  being horizon-similar is, essentially, equivalent the coordinate change  $T \xrightarrow{\varphi} -1/cT$  in  $F(T)$  leading to a periodic function. In other words,  $F$  is preserved by the transformation  $1/T \mapsto 1/T + c$ . Together with the periodicity of  $F$ , these two symmetries, when combined, lead to a giant group of “trivial symmetries”. All these symmetries are strongly congruence; however, as we saw (say, in Remark 24 on p. 36, and in Footnote 147 on p. 57), for  $c > 4$  the strong congruence group is much larger than this group of “trivial” symmetries.

In other words: it is easy to show that any combination of the “trivial symmetries”  $T \xrightarrow{\varphi} -1/cT$  and  $T \mapsto T + 1$  can be written either as  $\Psi$  or as  $\varphi \circ \Psi$  with  $\Psi$  in a subgroup generated by  $T \mapsto T + 1$  and  $1/T \mapsto 1/T + c$ . Since the latter one may be written as  $T \mapsto T/(cT + 1)$ , it is clear that all these transforms  $\Psi$  are strongly-congruence transforms.<sup>461</sup>

Here we investigate *how many symmetries* should be added to the “trivial symmetries” discussed in the beginning of this section to get the whole collection of strongly-congruence symmetries.

Start with the basics of adelic approach: we say that two numbers  $n$  and  $n'$  are *adelically close* to each other if  $n - n'$  is divisible by many integers. (For example, we may say that they are  $N$ -close if  $N!(n - n')$ .) Likewise, two matrices with integer coefficients are close to each other if their matrix coefficients (at corresponding positions) are close to each other.

The same language is applicable to fractional-linear transforms: we say that two such transforms are close to each other if they may be both written as  $T \mapsto (AT + B)/(CT + D)$  with integer  $A, B, C, D$  so that the corresponding coefficients are adelicly close to each other.<sup>462</sup> Now we can formulate which “extra condition” is needed:

If a fractional-linear transform is sufficiently close to identity, it preserves  $F(t)(dt)^{1/2}$ .

<sup>460</sup>Above, we saw how this claim may be generalized: in addition to strongly-congruence transforms, *all* congruence transforms act likewise, with a possible “extra” factor  $\pm 1$  equal to  $\left(\frac{A}{c}\right) = \left(\frac{D}{c}\right)$ . So one drop the (equivalent) conditions  $c|(A - 1)$ ,  $c|(D - 1)$ .

<sup>461</sup>Another way to say this is that  $\varphi$  *normalizes* the strong congruence group.

<sup>462</sup>Note a certain similarity to being strongly-congruence: in the same sense as “the adelic distance” is related to divisibility by  $N!$  for  $N \gg 0$ , for strongly-congruence transforms we require that  $A, C, D$  are near the coefficients  $A = 1, C = 0, D = 1$  of the *identity transform* “in the sense of divisibility by  $c$ ”. However, we do not require anything about  $B$ , and we do not care about divisibility by prime numbers which are not divisors of  $c$ .

(Here “closeness” is understood adelicly.)

First of all, if we know the property stated above, of preservation by strongly-congruence transforms, then the framed statement holds trivially. Indeed, the defining property of the adelic closeness is that given an integer  $c$ ,

Any integer sufficiently close to 0 (adelicly!) is divisible by  $c$ .

In particular, any transform  $c$ -close to identity is strongly congruence.

In the other direction, given a strongly-congruence transform  $\Phi$ , it is enough to show that

One can find  $\Psi$  as above which is arbitrarily adelicly close to  $\Phi$ .

(Recall that  $\Psi$  is in the subgroup generated by  $\begin{pmatrix} 1 & 1 \\ 0 & 1 \end{pmatrix}$  and  $\begin{pmatrix} 1 & 0 \\ c & 1 \end{pmatrix}$ .)

First, note that if  $c \leq 4$ , then one can achieve  $\Phi = \Psi$ . We will use this fact only for  $c = 1$ , when it<sup>463</sup> follows from the Gauss elimination process: essentially, (together with the Euclid process) this process shows that multiplying by matrices  $\begin{pmatrix} 1 & 1 \\ 0 & 1 \end{pmatrix}$  and  $\begin{pmatrix} 1 & 0 \\ 1 & 1 \end{pmatrix}$  (and their inverse matrices) on the right and on the left, one can reduce any matrix with integer coefficients and determinant 1 to either identity, or to the “exchange-rows/columns” matrix  $\begin{pmatrix} 0 & 1 \\ -1 & 0 \end{pmatrix}$ . On the other hand, the latter matrix is also a similar product:

$$\begin{pmatrix} 0 & 1 \\ -1 & 0 \end{pmatrix} = \begin{pmatrix} 1 & 0 \\ -1 & 1 \end{pmatrix} \begin{pmatrix} 1 & 1 \\ 0 & 1 \end{pmatrix} \begin{pmatrix} 1 & 0 \\ -1 & 1 \end{pmatrix}.$$

Reducing this statement mod  $M$ , we can see that if  $\alpha, \beta$  are mutually prime with  $M$ , then matrices  $\begin{pmatrix} 1 & \alpha \\ 0 & 1 \end{pmatrix}$  and  $\begin{pmatrix} 1 & 0 \\ \beta & 1 \end{pmatrix}$  generate  $\mathrm{SL}_2(\mathbb{Z}/M\mathbb{Z})$ . (Indeed, suitable powers of these matrices coincide with  $\begin{pmatrix} 1 & 1 \\ 0 & 1 \end{pmatrix}$  and  $\begin{pmatrix} 1 & 0 \\ 1 & 1 \end{pmatrix}$  modulo  $M$ .)

Using Gauss elimination mod  $c^k$ , it is easy to see that  $\begin{pmatrix} 1 & 1 \\ 0 & 1 \end{pmatrix}$  and  $\begin{pmatrix} 1 & 0 \\ c & 1 \end{pmatrix}$  generate a subgroup of  $\mathrm{SL}_2(\mathbb{Z}/c^k\mathbb{Z})$  consisting of matrices  $\begin{pmatrix} A & B \\ C & D \end{pmatrix}$  with  $c$  dividing  $A - 1, C$  and  $D - 1$ . Indeed, since  $A \bmod c^k$  is invertible, we can kill  $B$  by Gauss column-transforms, then kill  $C$  by row-transforms; this leaves a diagonal matrix with determinant 1. To finish, use the “Whitehead lemma” identity:

$$\begin{pmatrix} u & 0 \\ 0 & v \end{pmatrix} = \begin{pmatrix} 1 & 1 \\ 0 & 1 \end{pmatrix}^v \begin{pmatrix} 1 & 0 \\ 1 & 1 \end{pmatrix}^{1-u} \begin{pmatrix} 1 & 1 \\ 0 & 1 \end{pmatrix}^{-1} \begin{pmatrix} 1 & 0 \\ 1 & 1 \end{pmatrix}^{1-v} \quad \text{if } uv = 1.$$

If  $1 - u = cU$  and  $1 - v = cV$ , then  $\begin{pmatrix} 1 & 0 \\ 1 & 1 \end{pmatrix}^{1-u} = \begin{pmatrix} 1 & 0 \\ c & 1 \end{pmatrix}^U$ , likewise for  $V$ , so the expression on the right-hand side is a combination of the required form.

Combining two last results and with the Chinese remainder theorem, it follows that in the last framed statement we can approximate  $\Phi$  by  $\Psi$  modulo  $c^k M$  with  $(c, M) = 1$ , hence modulo any number. This finishes the proof of the double-framed statement.

**Conclusion:** Strongly-congruence matrices are the adelic closure of matrices generated by  $\begin{pmatrix} 1 & 1 \\ 0 & 1 \end{pmatrix}$  and  $\begin{pmatrix} 1 & 0 \\ c & 1 \end{pmatrix}$ . “The strongly-adelic part” of the Langlands program would follow from the adelic continuity and the functional equation.

Essentially, this approach allows to break the investigation of fractal symmetries of  $F(t)$  into two completely independent parts. First, we may ask whether  $F$  satisfies the double-framed condition above.<sup>464</sup> Second, we may ask whether  $F$  is horizon-similar at  $t = 0$ . Assuming that the transformation

<sup>463</sup>It (or very similar statements) has many names: the Smith normal form, or the fundamental theorem of finite abelian groups, or the “basic calculation of  $K_1\mathbb{Z}$  in algebraic K-theory.”

<sup>464</sup>Such functions (or tensor fields)  $F$  may be called *adelicly analytic*. Here “analyticity” is understood in slightly different way than in real analysis. The adelic approach defines a topology on the set of fraction-linear transforms. However, this topology happens to be *totally disconnected* (as one on the Cantor sets). In these settings, being “locally constant” (as in the double-framed condition) turns out to be the best substitute for analyticity (at least for complex-valued functions).

However, the most often used name for such  $F$  is *automorphic*. (While technically it is more correct to call such an  $F$  an automorphic *form*, we are going to abuse notations, and call  $F$  an automorphic *function*.)

$T \mapsto 1/T$  in  $F(T)$  leads to a function with an integer period  $c$ , the arguments above show that if  $F$  is adelic, the strongly-congruence transforms (for *that* value of  $c$ ) preserve  $F$ .

As these notes show, for cubic polynomials this approach may look as an obfuscation only — in the preceding chapters we treated  $F(t)$  without using any trace of the adelic language. However, for more general cases it turns out that it is much easier to work separately with the “automorphic” properties of  $F$ , and with “the ‘trivial’ fractal symmetry at  $t = 0$ ”.

**Remark 100:** Note that any automorphic function is  $k$ -periodic for an appropriate value of  $k \in \mathbb{Z}$ . Moreover, for any rational numbers  $A, B, C, D$  with  $AD \neq CB$  the coordinate change  $T \mapsto (AT + B)/(CT + D)$  sends an automorphic function to an automorphic function. Applying this to  $-1/T$ , it shows that any automorphic function is horizon-similar near  $T = 0$ .

The same argument shows that any automorphic function is fractally-symmetrical: the horizon-similar points are dense.

In the following section, we consider the analytic details of having “the ‘trivial’ fractal symmetry”.

### The behavior near $t = 0$ and the relation to $\theta$ -factors

To begin, note that the most visual feature of the graphs is the horizon-similarity at  $t = 0$ . Indeed, the horizon-similarity at other rational multiples of  $\pi$  requires more zooming to be seen, so may be considered as “visual features of the second order”.

We saw that this horizon-similarity is the geometric counterpart of Hecke’s functional equation for the  $\zeta$ -function (see p. 62). To have this counterpart, we need to choose a suitable “geometry corresponding to the functional equation”, and this choice is governed by Hecke’s  $\theta$ -factors. Recall that the  $\theta$ -factors depend on two parameters: the degree of the polynomial equation we solve, and the number of the real roots of the polynomials. For degree 3, two possible forms of  $\theta$ -factors lead to two simple symmetries (one with absolute value, one without) of tensor fields on  $\mathbb{RP}^1$  (in other words, they lead to 1-dimensional projective geometry), producing the required horizon-similarity near  $t = 0$ .

However, we saw that for degree larger than 3, the corresponding  $\theta$ -factors do not seem to allow a similar translation of Hecke’s functional equation to symmetries of  $F(t)$  (or similar functions of one variable) near  $t = 0$ . Moreover, while the scoop of the Langlands program is the existence of “a certain fractally-symmetric function  $F^{\text{geom}}(t_1, \dots)$  corresponding to our polynomial equation”, to *actually provide*  $F^{\text{geom}}(t_1, \dots)$  seems, in general, much less straightforward than for cubic equations.

On one hand,  $F^{\text{geom}}(t_1, \dots)$  should be a function of several variables. On the other hand, in general, *the relation* of this function to our “counting sequence”  $N_n$  is quite indirect: instead of Fourier transform it seems unavoidable to consider “the Hecke eigenvalue problem” of the preceding section. (In other words: for degree 3 we were very lucky that the eigenvalue problem could be *explicitly* solved through a *shortcut* of Fourier transform.)

### On $\gamma$ -factors and $\vartheta$ -terms

For these notes, we used the simplest possible examples in which “both sides” of Langlands correspondence allow “an elementary exposition”. In fact, it may be that these are the only such cases, and any further progress into understanding the Langlands program may *require* studying *much* more esoteric topics.

Why the cases we consider here are so special? The corresponding Langlands symmetries were *directly applicable* to the Fourier transform  $F(t)$  of the sequence  $N_n$ . Recall that this sequence was, more or less, a slightly “massaged” point-counting function  $\widetilde{N}_n^{\text{res}}$  (or better,  $\widetilde{N}_n^{\text{Gal}}$  which needs very little massaging; see p. 49). However, the reason *why* this Fourier transform was so special turns out to be very delicate.

Since I do not qualify to discuss gory details of Langlands program, let us focus on something much simpler: the symmetry which we considered before as “almost trivial”, one due to a precursor

of Langlands program: Hecke’s functional equation (see p.62). This symmetry sends  $G(T)$  to  $G(-1/cT)/T$ . We saw that when  $t = 2\pi T$ , these symmetries multiply  $F_{\mathbb{C}}$  by a constant. **Question:** how come this transformation is a symmetry of  $F_{\mathbb{C}}$ ?

What the functional equation claims about the counting functions  $\widetilde{N}_n^{\text{Gal}}$  of a polynomial equation in 1 variable is<sup>465</sup>

- There is a function  $\varkappa = \varkappa_{d,r_1}(\sigma)$  defined for  $\sigma > 0$  and depending only on the degree  $d$  and the number of real roots  $r_1$  of the equation;
- There are numbers  $c \in \mathbb{N}$ ,  $\alpha$  and  $C$  such that<sup>466</sup> the sum  $K(\sigma) := \sum_n \widetilde{N}_n^{\text{Gal}} \varkappa(n\sigma)$  is symmetric:  $K(-1/c\sigma) = C/\sigma^\alpha \cdot K(\sigma)$ . (In our cases,  $\alpha = 1$ .)

With distillation (see p.53), we replace  $\widetilde{N}_n^{\text{Gal}}$  by the sequence  $N_n$ . For the new sequence a very similar statement continues to hold, only with a different<sup>467</sup> function  $\varkappa(\sigma)$ .

Additionally, the way the function  $\varkappa$  is constructed implies that  $\Pi(\sigma\partial_\sigma)\varkappa(\sigma) = B \cdot \sigma^2 \varkappa(\sigma)$  for a certain polynomial  $\Pi$  of degree  $d$  and<sup>468</sup> a constant  $B$ . Moreover, for  $d = 2$ ,  $r_1 = 0$  this may be simplified<sup>469</sup> to  $\partial_\sigma \varkappa = -2\pi \varkappa$ . (Likewise, there is a similar equation on  $\varkappa(\sigma)\sigma^{\alpha_0}$  which differs by a shift in the polynomial  $\Pi$ .)

Note that these ordinary differential equations (ODEs) are preserved by coordinate changes  $\sigma \mapsto c \cdot \sigma$  up to a change in the constant  $B$ .

This ends the “functional equation” part of our story. On the other hand, note that even “the trivial symmetries” we were considering, say, in the section on p.32, were obtained by *combining* the symmetry  $t \mapsto -1/ct$  with periodicity in  $t$ . The symmetry  $\sigma \mapsto 1/c\sigma$  above is very similar to  $t \mapsto -1/ct$ , but there is no trace of periodicity in the examples above. **Conclusion:** even the “trivial” symmetries are not *only* due to the functional equation, but require extra arguments.

The main ingredient of this “additional argument” is that instead of  $\varkappa(\sigma)$ , one can consider the function  $\varkappa(\sigma)\sigma^{\alpha_0}e^{2\pi i T}$  of  $\sigma, T$  with a certain constant  $\alpha_0$  (in most examples,  $\alpha_0 = 0$ ). It turns out

<sup>465</sup>The Langlands program predicts that a similar statement works for any system of polynomial equations — at least after a suitable distillation (which may be much less trivial than what we did above).

<sup>466</sup>Note that defining  $\varkappa_{d,r_1,c}(\sigma) := \varkappa_{d,r_1}(\sigma/\sqrt{c})$  and likewise  $K_c(\sigma) := K(\sigma/\sqrt{c})\sigma^{\alpha/2}$  would lead to a simpler equation:  $K_c(1/\sigma) = \pm K_c(\sigma)$ . However, it is easier to keep  $c$  outside of the function  $K$  (we already saw this in the rest of these notes, and would see it down below too).

<sup>467</sup>For example, if distillation corresponds to “removing a ‘trace’ of an equation” of degree  $d'$  with  $r'_1$  real roots, then one replaces  $\varkappa_{d,r_1}$  by  $\varkappa_{d-d',r_1-r'_1}$ . (Sometimes this may result in negative  $r'_1 - r_1$  — however, the formulas for  $\varkappa_{\bullet,\bullet}$  allow this.)

In the examples we considered in these notes,  $d' = r'_1 = 1$ . (Remark 72 on p.119 may be considered as an exception — but we did not investigate the *completely distilled* cases of this remark in any detail.)

<sup>468</sup>We could merge  $B$  into  $\Pi$ , but it is more convenient to keep it separate.

<sup>469</sup>The function  $\varkappa(\sigma)$  is defined by the condition that the Fourier transform of  $\varkappa(e^x)$  is  $\gamma(i\xi)$  (hidden inside this description is the notion of the *Mellin transform*). Here  $\gamma(z) := \Gamma_{\mathbb{R}}^{r_1}(z)\Gamma_{\mathbb{C}}^{r_2}(z)$  is *the gamma-factor*,  $r_2$  is defined by  $d = r_1 + 2r_2$ , and  $\Gamma_{\mathbb{R}}(z) = \pi^{-z/2}\Gamma(z/2)$ , while  $\Gamma_{\mathbb{C}}(z) := \Gamma_{\mathbb{R}}(z)\Gamma_{\mathbb{R}}(z+1) = 2(2\pi)^{-s}\Gamma(z)$ . (See also the article on [LMFDB.org](https://www.lmfdb.org).)

One can immediately see that  $\Gamma_{\mathbb{R}}$  satisfies the equation<sup>470</sup>  $z\Gamma_{\mathbb{R}}(z) = 2\pi\Gamma_{\mathbb{R}}(z+2)$ , hence  $z^{r_1+r_2}(z+1)^{r_2}\gamma(z) = (2\pi)^d\gamma(z+2)$ , and that for  $r_1 = 0$  one can simplify this to  $z^{r_2}\gamma(z) = (2\pi)^{r_2}\gamma(z+1)$ . Since  $z = i\xi$  corresponds to  $-\partial_x = -\sigma\partial_\sigma$ , this leads to the relations  $(-\sigma\partial_\sigma)^{r_2}\varkappa(\sigma) = (2\pi)^{r_2}\sigma\varkappa(\sigma)$  if  $r_1 = 0$ , otherwise to  $(-\sigma\partial_\sigma)^{r_1+r_2}(-\sigma\partial_\sigma + 1)^{r_2}\varkappa(\sigma) = (2\pi)^d\sigma^2\varkappa(\sigma)$ .

<sup>470</sup>In the standard expositions, the principal “reason for existence” of  $\gamma$ -factors is “to make the functional equation work”. However, all the condition above would obviously be satisfied if one changes  $\gamma(z)$  to  $\gamma(z)\tilde{\gamma}(z)\tilde{\gamma}(1-z)$  for an arbitrary entire function  $\tilde{\gamma}$ . On the other hand, the discussed equations mark the “classical” choices of  $\gamma$ -factors as “those satisfying the simplest possible equations”.

(For another reason why the “classical” choices are the best possible, see [Keith Conrad’s answer](#) to the question *Why does the Gamma-function complete the Riemann Zeta function?* on [MathOverflow](#) — as well as the resulting discussion.)



that in the simplest examples we considered above (and in a few additional examples!), this function satisfies remarkable conditions. Below, we use a “weight function“  $W(\sigma) := \sigma^\alpha$  with<sup>471</sup>  $\alpha = 1$ .

- In the ODE for  $\varkappa(\sigma)\sigma^{\alpha_0}$ , one can substitute certain constants  $2\pi$  by the operator  $-i\partial_T$  to obtain a partial differential equation (PDE) in coordinates  $(\sigma, T)$  with a large group of symmetries.
- In particular, this equation is preserved by the “ $n$ -rescaling” coordinate changes:  $\sigma' = n\sigma$ ,  $T' = n^\beta T$ , for an appropriate  $\beta$ .
- Moreover, this equation is preserved by a coordinate change  $\mathcal{M}$  which sends the subset  $T = 0$  to itself, inducing on it the transformation  $\sigma' = 1/\sigma$ , and the transformation of dependent variable<sup>472</sup>  $\varkappa' = w(\sigma, T)\varkappa$  with  $w(\sigma, 0) = W(\sigma)$ .
- Composing the last two shows that one can do the same for  $\sigma' = 1/c\sigma$ .

One can immediately see that this means:

- If the degree of this PDE is not too large, one can consider  $\varkappa(\sigma)\sigma^{\alpha_0}e^{2\pi iT}$  (or maybe  $\varkappa(\sigma)\sigma^{\alpha_0} \cos 2\pi T$ ) as a “natural extension” of  $\varkappa(\sigma)\sigma^{\alpha_0}$ . This extension is similar to finding a solution of PDE given “a boundary condition on  $T = 0$ ”. (Compare to the [Cauchy–Kovalevskaya theorem](#).)
- Likewise,  $k(T, \sigma) := \sum_n N_n \varkappa(n\sigma)\sigma^{\alpha_0}e^{2\pi in^\beta T}$  (or a similar sum with  $\cos \varphi$  instead of  $\exp i\varphi$ ) is “a natural extension” of “the boundary value”  $K(\sigma)\sigma^{\alpha_0} = \sum_n N_n \varkappa(n\sigma)\sigma^{\alpha_0}$ .
- Since “the boundary value”  $K(\sigma)\sigma^{\alpha_0}$  “is preserved” by  $\sigma \mapsto 1/c\sigma$  (the quotes mean “up to multiplication by  $C \cdot W(\sigma)\sigma^{-2\alpha_0}$ ”), and this transformation extends to  $(\sigma, T)$  *while preserving the PDE*, the “extension”  $k(T, \sigma)$  of this function is also “preserved” by this extension of  $\sigma \mapsto 1/c\sigma$ .

(In the examples we saw, related to cubic equations, we had  $\beta = 1$ .)

Now if the transformation  $\mathcal{M}$  preserves the line  $\sigma = 0$ , and  $\beta \in \mathbb{N}$ , then<sup>473</sup>

The restriction  $\tilde{F}(T)$  of  $k(T, \sigma)$  to  $\sigma = 0$  is periodic, and “is preserved” by  $\mathcal{M}|_{\sigma=0}$ .

If  $\varkappa(\sigma)$  has non-0 limit for  $\sigma \rightarrow +0$ , then  $\tilde{F}(T)$  is  $\sum_n N_n e^{2\pi in^\beta T}$ . If the same holds for  $\sigma^{-\alpha'} \varkappa(\sigma)$ , then instead of restriction one should take the main term of asymptotic in  $\sigma$ , and  $\tilde{F}(T)$  becomes  $\sum_n n^{\alpha'} N_n e^{2\pi in^\beta T}$ . In applications below,  $\mathcal{M}$  induces the transformation  $T \mapsto -1/c^\beta T$  on  $\{\sigma = 0\}$ , and  $w(0, T) = T^{\alpha/\beta}$ . (Sometimes it is convenient to restate this as preservation of  $\tilde{F}(T)(dT)^{\alpha/2\beta}(d\sigma)^{\alpha'}$ . Indeed,  $\mathcal{M}$  sends  $dT \mapsto 1/c^\beta T^2 dT$ . In examples below,  $(d\sigma)^{\alpha'}$  behaves under  $\mathcal{M}$  the same as  $(dT)^{\alpha'/\beta}$ .)

This leads to the following reformulation of the functional equation:

$$\tilde{F}(T) = \text{const} \cdot T^A \tilde{F}(-1/cT) \quad \text{with } A = \alpha/\beta + 2\alpha'/\beta.$$

Essentially, we introduced  $\varkappa(\sigma)$  as an inverse Mellin transform of the gamma-factor  $\gamma(z)$  (see Footnote 469); since in simplest examples this transform would eventually lead to the  $\vartheta$ -functions (sometimes called by a misnomer [theta constants](#)), we call  $\varkappa(\sigma)$  *the  $\vartheta$ -term*. **Conclusion:** “the purpose of  $\varkappa(\sigma)$  in life” is<sup>474</sup> to combine its rescales  $\varkappa(n\sigma)$  as  $\sum_n N_n \varkappa(n\sigma)$ .

<sup>471</sup>For general systems of polynomial equations, the value of  $\alpha$  depends on the number  $\mathbf{d}$  of parameters for the solutions:  $\alpha = 1 + \mathbf{d}$ . In these notes we focus on the case of 1 equation with 1 unknown, so  $\mathbf{d} = 0$ , and  $\alpha = 1$ .

<sup>472</sup>In other words, if  $k(\sigma, T)$  is a solution, then  $w(\sigma, T)k(\sigma', T')$  is also a solution.

<sup>473</sup>This tacitly assumes that  $k(T, \sigma)$  extends (as a solution to our PDE) from  $T = 0$ ,  $\sigma > 0$  up to  $\sigma = 0$  and any  $T$ . In our examples related to cubic equations, this was not completely true: it could be extended to  $\sigma > 0$  honestly, but did not have a continuous extension to  $\sigma \geq 0$ . However, the extension made perfect sense as a generalized function on  $\sigma = 0$ . (In the context of PDEs in question this is equivalent to the growth near the boundary  $\sigma = 0$  being not quicker than polynomial in  $\sigma^{-1}$ .)

<sup>474</sup>**N.B. (???)** Eventually, we would need to take into account that  $N_n$  is not a Fourier coefficient, but the eigenvalue of the Hecke operators!

### Examples of $\vartheta$ -terms

In many examples we are going to have  $\alpha_0 = 0$ . This is the assumed value unless we state it otherwise.

Start with an example which should be very familiar from what we investigated in the main part of these notes. By Footnote 469, for  $r_1 = 0$ ,  $r_2 = 1$  the ODE on  $\varkappa$  is  $\partial_\sigma \varkappa(\sigma) = -2\pi \varkappa(\sigma)$  with the solution proportional to  $e^{-2\pi i \sigma}$  (so  $\alpha' = 0$ ).

The corresponding PDE is  $\partial_\sigma - i\partial_T$ . This is the condition of being holomorphic in  $T + i\sigma$ , so  $k(T, \sigma)$  is just the holomorphic extension of  $K(\sigma)$ . Since the holomorphic extension is usually considered as something “very natural”, even without the scheme introduced above, one “could have just observed” that  $K(\sigma)$  has holomorphic extension from imaginary values of  $\zeta$  to  $\text{Im } \zeta > 0$  (here  $T = \text{Re } \zeta$ ,  $\sigma = \text{Im } \zeta$ ).<sup>475</sup>

**Conclusion:**  $\varkappa(\sigma)e^{2\pi i T}$  is proportional to  $e^{2\pi i \zeta}$ . One can immediately see that  $n$ -rescalings are  $\varkappa(n\sigma)e^{2\pi i n T}$ , so  $A = \beta = 1$ . Hence putting  $s = 2\pi\sigma$ ,  $t = 2\pi T$  and  $F(t) := \tilde{F}(T)$ ,  $f(s, t) := k(T, \sigma)$  coincides with our description of  $f(s, t)$  as of “regularization” of  $F(t)$  in the section on p. 64. (This means that the restriction to  $\sigma = 0$  is  $\sum_n N_n e^{int}$ .)

As we explained in the preceding section, this form of  $\varkappa$  works for a distilled cubic equation with exactly 1 real root. It is also suitable for non-distilled quadratic equation without real roots.<sup>476</sup>

As we repeated it many times already, in this case not only do we get periodicity of  $F(t)$  and the “fractal transform” at  $t = 0$ , but also fractal transforms in a dense collection of points of the form  $t = 2\pi R/D$ .

The following example is almost as simple as the preceding one.

For  $r_1 = 1$ ,  $r_2 = 0$  the ODE on  $\varkappa$  is  $\partial_\sigma \varkappa(\sigma) = -2\pi\sigma \varkappa(\sigma)$ . The solution  $\varkappa(\sigma)$  is proportional to  $e^{-\pi i \sigma^2}$  (hence  $\alpha' = 0$ ). So introduce  $S = \sigma^2/2$ ; then the differential operator becomes  $\partial_S + 2\pi$ , and we extend it to a PDE  $\partial_S - i\partial_T$ . This is again condition of being holomorphic (but in a different coordinate  $T + iS$  than above — it is a different conformal structure!).

The  $n$ -rescalings take the form  $\varkappa(n\sigma)e^{2\pi i n^2 T}$ . In particular, here  $\beta = 2$ . Hence the restriction of  $k(T, \sigma)$  to  $\sigma = 0$  is  $\sum_n N_n e^{in^2 t}$ , and  $A = 1/2$ . (Here for similarity with the case above we write  $T =: 2\pi t$ .)

There are two main applications of this. First, one can consider the simplest polynomial equation:  $x = 0$ ; its solutions correspond to  $\tilde{N}_n^{\text{Gal}} \equiv 1$ . Since this is already “the simplest of equations”, there is no distillation needed, so  $N_n \equiv 1$ , and  $F(t)$  is the  $\vartheta$ -function  $\vartheta(t) := \sum_n e^{in^2 t}$ . The arguments above show that it has nice transformation properties w.r.t.  $t \mapsto -1/4\pi^2 t$ . In fact, it is also a modular form (in other words, it allows such a transform not only “near  $t = 0$ ”, but also near other points  $\pi R/S$ ).<sup>477</sup>

In fact, Riemann in his famous proof (“the second proof”) of the functional equation for the Riemann’s  $\zeta$ -function<sup>478</sup> applied exactly the same method, but backwards: he used the known behaviour of  $\vartheta$ -function under transformation  $s \mapsto 1/s$  to deduce the functional equation.

As another application of this case ( $r_1 = 1$ ,  $r_2 = 0$ ), we can consider a distilled quadratic equation with 2 real roots. In the section on p. 61 we already saw that in this case  $N_n$  is a periodic function of  $n$ , the Legendre symbol (from p. 166):  $N_p = \left(\frac{p}{D}\right)$  (here  $D$  is the discriminant of the polynomial). Moreover, the Euler formulation of Quadratic Reciprocity (on p. 15) shows that in this case  $N_n$  is an

<sup>475</sup>This is the modus operandi with holomorphic modular forms: until Maass, people did not pay attention that one may need a different procedure of continuation from  $\zeta \in i\mathbb{R}_{>0}$ . Other examples of this section give a zoo of such alternative continuations.

<sup>476</sup>One may say that a distillation is similar to the difference between  $L$ -function of a field vs. the corresponding motivic  $L$ -function. Compare with the section on p. 53.

<sup>477</sup>Although it should be considered as a tensor of rank  $1/4$ , and not  $1/2$  as we had in the preceding example.

<sup>478</sup>Done in 1859, but the equation itself was conjectured by Euler 110 years before this! (See “Two lectures...” by A. Weil of 1974.)

even periodic function of  $n$ . In many cases<sup>479</sup> this implies that it is actually a periodic function of  $n^2$ . **Conclusion:** if  $D$  has no prime divisors  $\equiv_4 -1$ , then  $\sum_n N_n e^{in^2 t}$  is obtained from the  $\vartheta$ -function by multiplying its Fourier coefficients<sup>480</sup>  $a_m$  by a periodic function of  $m$ . Recall that in this case  $A = \frac{1}{4}$ .

The next case to consider is good for a distilled quadratic equation without real roots:  $r_1 = -1$ ,  $r_2 = 1$ . Then the ODE on  $\varkappa$  is  $(\sigma\partial_\sigma - 1)\varkappa(\sigma) = -2\pi\sigma^2\varkappa(\sigma)$ ; writing  $\varkappa(\sigma) = \sigma\tilde{\varkappa}(\sigma)$  leads to the same equation on  $\tilde{\varkappa}$  as above:  $\partial_\sigma\tilde{\varkappa}(\sigma) = -2\pi\sigma\tilde{\varkappa}(\sigma)$ . (In particular,  $\varkappa(\sigma)$  is proportional to  $\sigma e^{-\pi i\sigma^2}$ , and  $\alpha' = 1$ .) This means that  $\sigma_0 = -1$ .

So we again introduce  $S = \sigma^2/2$  etc., and  $\tilde{\varkappa}$  becomes a holomorphic function.

The  $n$ -rescalings of  $\sigma\tilde{\varkappa}(\sigma)e^{2\pi iT}$  take the form  $n\sigma\tilde{\varkappa}(n\sigma)e^{2\pi in^2 T}$  (here  $\beta = 2$ ). Hence the main term of the expansion of  $k(T, \sigma)$  for  $\sigma \approx 0$  is  $\sigma F(T)$  with  $F(t) := \sum_n n N_n e^{in^2 t}$ . This leads<sup>481</sup> to  $A = \frac{3}{4}$ .

Our arguments show that  $F(t)$  is preserved by  $t \mapsto -1/Ct$  (as a tensor field). For a distilled quadratic equation without real roots,  $N_n$  is odd periodic in  $n$ . In fact, in this case  $F(t)$  is also a modular form: it is horizon-similar near any  $t = \pi R/S$ .

(The last two cases are also applicable to any abelian polynomials. According to the [Class Field Theory](#), the corresponding sequence  $\tilde{N}_n^{\text{Gal}}$  may be distilled into several components, and each of these components  $N_n$  is a multiplicative periodic sequence. By multiplicativity  $N_{-1} = \pm 1$ , hence  $N_n$  is either even, or odd — so one of the cases above is applicable.<sup>482</sup> In fact, multiplicativity implies also that  $N_n$  is either 0, or a root of 1 — and the cases above cover the situations when these roots are  $\pm 1$  — in other words, when numbers  $N_n$  are real.)

Above, we exhausted the cases when the degree of the ODE is 1. In the Maass case the ODE has degree 2; this corresponds to  $r_1 = 2$ ,  $r_2 = 0$ . The ODE is the modified Bessel equation  $(\sigma\partial_\sigma)^2\varkappa(\sigma) = 4\pi^2\sigma^2\varkappa(\sigma)$  (“of Bessel-order 0”) in the coordinate  $2\pi\sigma$ . The solution we need is proportional to  $K_0(2\pi\sigma)$ . (This explains appearance of Bessel functions in Remark 29 on p. 47; we expand on this below.)

Note that  $\tilde{\varkappa}(\sigma) := \sqrt{\sigma}\varkappa(\sigma)$  satisfies the equation  $(\sigma\partial_\sigma - \frac{1}{2})^2\tilde{\varkappa}(\sigma) = 4\pi^2\sigma^2\tilde{\varkappa}(\sigma)$ , or  $\sigma^2(\partial_\sigma^2 - 4\pi^2)\tilde{\varkappa}(\sigma) = -\frac{1}{4}\tilde{\varkappa}(\sigma)$ .

The key observation is that this ODE allows an extension to a PDE in  $(\sigma, T)$  such that

- $\sqrt{\sigma}K_0(2\pi\sigma)e^{2\pi iT}$  is a solution, and
- the PDE has a symmetry  $(\sigma, T) \mapsto (n\sigma, nT)$  for  $n > 0$ .
- the PDE has a symmetry inducing  $\sigma \mapsto 1/c\sigma$  on  $T = 0$ .

This PDE is the eigenvalue problem for the Laplace operator in the (Lobachevsky) metric  $\sigma^{-2}(d\sigma^2 + dT^2)$  with the eigenvalue  $\frac{1}{4}$ . Indeed, this metric is preserved by the dilation above, and by the Lobachevsky 180°-rotations (the compositions of the reflection in the line  $T = 0$  and the inversions in the circles centered at 0). In other words, in the notations above, we can take  $\alpha_0 = \frac{1}{2}$ , and the action of  $\mathcal{M}$  involves only the arguments of  $k(\sigma, T)$ , but not its values (in other words, it acts on  $k(\sigma, T)$  as on a scalar-valued function).

<sup>479</sup>This is related to the [bottom-multiplicativity](#) of the Legendre symbol (see p. 168).

Essentially, we need to check that  $(\frac{P}{D}) \neq (\frac{P'}{D})$  then  $P^2 \not\equiv_D P'^2$ . This boils down to  $a^2 \equiv_D 1$  implying  $(\frac{a}{D}) = 1$ . With the assumptions above this is automatically satisfied when  $D$  is prime (since  $D \equiv_4 1$ ,  $D > 0$ ); however, if  $D = D_+D_-$  with  $D_\pm \equiv_4 -1$ ,  $D_\pm > 0$ , then taking  $a \equiv_{D_+} 1$  and  $a \equiv_{D_-} -1$  leads to a counterexample:  $(\frac{a}{D}) = -1$ .

<sup>480</sup>Note that  $a_m$  is 1 or 0 depending on whether  $m$  is a square.

<sup>481</sup>Note that the transformation for  $F(t)$  shows that the zone of horizon-self-similarity behaves as  $1/\sqrt{c}$  instead of  $1/c$  we saw for polynomial of degree 3 (this is due to  $\beta = 2$ ). Compare this with the [Hasse–Artin conductor/discriminant formula](#).

<sup>482</sup>... with a minor correction. If the sequence  $N_n$  is not real, then  $\sigma^\alpha k(1/c\sigma)$  is not  $k(\sigma)$  for the sequence  $N_n$ , but  $k(\sigma)$  for the complexly conjugated sequence.

For any  $K$ , there is a unique extension of  $\widetilde{K}(\sigma) := \sqrt{\sigma}\widetilde{K}(\sigma)$  to an even in  $T$  solution  $k(\sigma, T)$  of the PDE. If  $K(\sigma) = \sum_n N_n \varkappa(n\sigma)$ , then  $\widetilde{K}(\sigma) = \sum_n N_n / \sqrt{n} \sqrt{n\sigma} \varkappa(n\sigma)$ , and the arguments above show that the extension must be  $k(\sigma, T) := \sum_n N_n / \sqrt{n} \sqrt{n\sigma} \varkappa(n\sigma) \cos 2\pi nT = \sqrt{\sigma} \sum_n N_n \varkappa(n\sigma) \cos 2\pi nT$ .

The logarithmic asymptotic of  $K_0(s)$  when  $s \rightarrow 0$  together with the slower growth of the “other” solution suggest that the main term of asymptotic of  $1/4$ -eigenvalue  $k(\sigma, T)$  of Laplace on the Lobachevsky plane when  $\sigma \rightarrow 0$  is  $F(T)\sqrt{\sigma} \log \sigma$  — and it is easy to show this by a direct calculation (here we take asymptotic in  $\sigma$  of in the sense of generalized functions of  $T$ ). The action of the transformation  $\mathcal{M}$  described above on a function with such an asymptotic leads to a function with the main term  $F(-1/cT)\sqrt{\sigma/cT^2} \log \sigma/cT^2$ , which is, up to negligible terms,  $\sqrt{c}|T|F(-1/cT)\sqrt{\sigma} \log \sigma$ . **Conclusion:** since we know that  $\widetilde{K}(\sigma)$  is preserved by  $\mathcal{M}$ , the function  $|T|F(-1/cT)$  is proportional to  $F(t)$ .

So this explains appearance of functions  $\sqrt{s}K_0(s)$  in Remark 29 on p. 47, as well as why the “actual fractal transform” in this case involves  $|T|$ , and the invariance of  $F$  under this transform. Moreover, as we saw, and as the Langlands program predicts, a similar fractality happens near every point  $\pi^P/D$ .

There is one more case when one gets the ODE of the second order:  $r_1 = 0, r_2 = 2$ . The ODE is  $(\sigma\partial_\sigma)^2 \varkappa(\sigma) = 4\pi^2 \sigma \varkappa(\sigma)$ . The coordinate change  $\sigma =: 4\Sigma^2$  with  $\omega(\Sigma) := \varkappa(4\Sigma^2)$  makes it  $(\Sigma\partial_\Sigma)^2 \omega(\Sigma) = 4\pi^2 \Sigma^2 \omega(\Sigma)$ , which is the same equation as above (with  $\Sigma$  replacing every  $\sigma$  used in the preceding example). The symmetries described above become  $(\Sigma, T) \mapsto (n\Sigma, nT)$ , or  $(\sigma, T) \mapsto (n^2\sigma, nT)$ , so  $\beta = 1/2$ .

Proceeding as above, we conclude that  $F(T) := \sum_n N_n \cos 2\pi n^\beta T = \sum_n N_n \cos 2\pi \sqrt{n}T$  satisfies the same relation as above. However, since  $\beta \notin \mathbb{Z}$ , the function  $F$  is not periodic, so this argument does not lead to combinable symmetries of the kind we saw before. In particular, there is a fractal transform sending  $0 \mapsto \infty$ , but not only we cannot expect the fractal behaviour at any point  $\pi^P/D$ , but not even at the points of the “trivial” Cantor hyper-family.<sup>483</sup>

This case is applicable to distilled polynomials of degree 5 with one real root, and non-distilled case of degree 4 without real roots.

## The Hecke operators

As we saw in the preceding section, what in degree 3 was the “trivial” fractal symmetry due to the functional equation is always preserved as a symmetry of the function  $k(\sigma)$ , but one cannot translate it to a symmetry of a periodic function  $F(t)$  if the degree is above 3. How the Langlands theory avoids this problem?

In degree 3, we described a simple procedure to translate the (distilled) sequence  $N_n$  into function  $F(t)$ : take the Fourier series with coefficients  $N_n$ . Likewise, given such a fractal function  $F(t)$ , one can find  $N_n$  as Fourier coefficients of  $F(t)$ . However, there is another, *very circumstantial* connection between  $F$  and  $N_n$ . In higher degrees, only this circumstantial connection survives. In particular, I never heard of the direct recipe to find  $F$  given the sequence  $N_n$ : as far as I know, one can put certain conditions on  $F$  which define it uniquely, but there is no immediate way to find this unique solution.

This indirect connection goes through the recurrence relations we (essentially) used to define  $N_n$ . The Steps (c), (d) on p. 49 show that for a prime  $p$ , the sequence  $\nu_p(k) := N_{p^k}$  satisfies a simple recurrence relation  $\nu_p(k) = A_1 \nu_p(k-1) + \dots + A_K \nu_p(k-K)$  for a certain value of  $K$  (for cubic

<sup>483</sup>Moreover, not only  $F$  is non-periodic (so to expect the behavior of  $F(T)$  we need graphs on long intervals of  $T$ , but also the series converges much slower. For example, “the total weight” of coefficients  $N_n$  contributing to terms  $\cos \tau T$  with  $\tau \in [\tau_0, \tau_1]$  with bounded  $|\tau_1 - \tau_0|$  was growing very slowly for cubic polynomials, but it grows quicker than  $\sqrt{\tau_0}$  in this case.

Adding to this the absence of suitable polynomials of degree 5 with discriminant below 1,500 and the fact that it is the discriminant *squared* which leads to the zone of the horizon-self-similarity (due to  $\beta = 1/4$ ) it may happen that plotting such  $F^{(-1)}(T)$  with any reasonable precision may be not possible with only “naive” algorithms.

polynomials,  $K \leq 2$ ; if we allow trailing 0s in the sequence  $(A_k)$ , we may put  $K = 2$ ). (Here the coefficients  $A_k$  depend on  $p$ , so we may write it as  $A_{p,k}$ .)

Combining with multiplicativity of  $N_n$  (Step (e) on p. 49), this may be rewritten in a more general form:

$$N_{np^K} = A_1 N_{np^{K-1}} + A_2 N_{np^{K-2}} + \dots + A_K N_{np^0}.$$

One can also write similar relations for a rational number  $n = \tilde{n}/p^L$  with  $L \leq K - 2$ , if we assume that  $N_n = 0$  unless  $n \in \mathbb{N}$ .

Obviously, the conditions  $N_k = 0$  for  $k \leq 0$ , and  $N_1 = 1$ , and numbers  $A_{p,k}$  for primes  $p$  (with  $A_{p,1} = N_p$ ) uniquely determine the sequence  $N_n$ , and its Fourier transform  $F(t)$ . Moreover, it is easy to rewrite the condition above in terms of the function  $F(T)$ .

Indeed, given an integer  $s$  and a  $2\pi s$ -periodic function  $f(t)$ , consider the function

$$\text{Av } f(t) := \text{Av}_s f(t) := (f(t) + f(t + 2\pi) + \dots + f(t + 2(s - 1)\pi))/s;$$

it is now  $2\pi$ -periodic. Consider Fourier coefficients  $f_n$  of  $f$  with  $n \in 1/s\mathbb{Z}$ ; then Fourier coefficients  $(\text{Av } f)_n$  of  $\text{Av } f$  satisfy  $(\text{Av } f)_n = f_n$  (for  $n \in \mathbb{Z}$ ). While a  $T$ -periodic function  $f$  is also  $kT$ -periodic,  $\text{Av } f$  is well-defined since  $\text{Av}_s$  and  $\text{Av}_{ks}$  coincide on  $2\pi s$ -periodic functions.

For example, if  $f$  is  $2\pi$ -periodic, then  $f(t/s)$  is  $2\pi s$ -periodic, and

$$\text{Av } f(t/s) = (f(t/s) + f((t + 2\pi)/s) + \dots + f((t + 2(s - 1)\pi)/s))/s$$

is  $2\pi$ -periodic. Call its Fourier coefficients  $f_n^{[s]}$ ; obviously,  $f_n^{[s]} = f_{sn}$ .

Now one can rewrite the recursion relation on  $N_n$  as

$$\text{Av } F(t/p) = A_1 F(t) + A_2 F(pt) + \dots + A_K F(p^{K-1}t).$$

Indeed, this says that  $N_{np} = A_1 N_n + A_2 N_{n/p} + \dots + A_K F(n/p^{K-1})$  if  $n \in \mathbb{N}$  — which coincides with the conditions above. One can immediately recognize this as a claim that  $F$  is an  $A_1$ -eigenvector of the operator  $\mathbf{T}_p := \text{Av} \circ \mu_{1/p} - A_{p,2}\mu_p - \dots - A_{p,K}\mu_{p^{K-1}}$  (here  $p$  is prime).

This operator is called *the Hecke operator*. Note that since in our examples  $K \leq 2$ , this operator is just  $\text{Av} \circ \mu_{1/p} - A_{p,2}\mu_p$ . Moreover, inspecting Footnote 129 on p. 53 shows that  $A_{p,2}$  is always  $\pm 1$  or 0, and 0 appears only for exceptional  $p$ ; so essentially, in our cases the Hecke operator  $\mathbf{T}_p$  takes one of 3 different forms:  $\text{Av} \circ \mu_{1/p}$  or  $\text{Av} \circ \mu_{1/p} \pm \mu_p$ .

Furthermore, comparing these recursion relations with the table on p. 51 suggests that the sign of  $A_{p,2}$  (when it equals  $\pm 1$ ) depends only on  $p \pmod c$ ; here  $c$  is the conductor. In fact, more is true:  $A_{p,2} = 0$  iff  $p$  divides  $c$ , otherwise the sign depends on whether  $X^2 = p \pmod c$  has solutions; one can write this using the Legendre symbol from p. 168 as  $A_{p,2} = -\left(\frac{p}{c}\right)$ .

**Conclusion:** for polynomials of degree 3 the coefficient  $A_{p,2}$  in the Hecke operators  $\mathbf{T}_p$  for prime  $p$  depend only on  $c$  and on  $p \pmod c$ ; here  $c$  is the conductor. Eigenvalues of these operators for the (common!) eigenvector  $F$  are integer. Moreover, these eigenvalues match the coloring ???<sup>484</sup>

In fact, it is easy to see that the operators  $\mathbf{T}_p$  and  $\mathbf{T}_{p'}$  commute for mutually prime  $p, p'$  when we apply them to  $2\pi$ -periodic functions. Since we are going to consider  $\mathbf{T}_p$  only for prime  $p$ , this leads to a commuting system of operators with a common eigenvector  $F$ .

This translation process provides an alternative description of our way to construct the function  $F$ :

- We chose a symmetrical geometric object  $X$ : the line  $T \in \mathbb{R}$  completed by  $T = \infty$ , with fractional-linear transforms as symmetries.

---

<sup>484</sup>N.B. (???) Ref?

- We consider a certain type of tensor fields on  $X$ ; the symmetries above act on such tensor fields.<sup>485</sup>
- Given the conductor  $c$ , we define the Hecke operators  $\mathbf{T}_p$  as above.
- There exists a  $2\pi$ -periodic<sup>487</sup> tensor field  $F$  which is an eigenvector of all the Hecke operators with eigenvalues matching the coloring ???.<sup>488</sup>

However, this description *also* encompasses the fractal symmetries of  $F(t)$ : before, we constructed  $F$  explicitly, then started to check whether it is fractal-symmetric. As we show in the following section, the translation to the eigenvalue-problem gives us a possibility to *start* looking for a suitable  $F(t)$  among fractal-symmetric functions.<sup>489</sup>

### The Hecke operators and higher degrees in Langlands program

The analysis above and our construction of the sequence  $N_n$  from the section on p. 48 completely determine the properties of common eigenvectors of Hecke operators. Given any numbers  $A_{p,2}$  (above they are always  $-1, 0$  or  $1$ ) and any eigenvalues, there is a function with period 1 which is a common eigenvector (here we ignore questions of convergence of the Fourier series). Moreover, this determines the Fourier coefficients with positive indices uniquely up to a multiplicative constant; likewise for the negative indices.<sup>490</sup>

This leads to the following reformulation of the statement of Langlands program (in the case of cubic polynomials):

- Choose the eigenvalues to match the red/green coloring of the sections ???.
- Then the common eigenvector constructed above is automorphic.<sup>491</sup>

Another way to reformulate this in a very compact form is to note that Hecke operators send an automorphic function to an automorphic function.<sup>492</sup> Therefore one can consider the action of

<sup>485</sup>For example,  $-1/T$  sends  $F(T)(dT)^k$  to  $F(-1/T)(dT)^k/T^{2k}$ . From this, one can recognize the “actual” fractal transform as matching  $k = 1/2$  in the modular case, and fields  $F(T)|dT|^{1/2}$  in the Maass case.<sup>486</sup>

<sup>486</sup>In fact, it is easier to formalize the description of this type of tensor slightly differently by using the standard models of action of  $\mathrm{SL}_2\mathbb{R}$  on tensor fields. Note that the argument  $T$  takes value on “a circle”,  $T \in \mathbb{RP}^1$ ; consider a coordinate  $\vartheta$  on  $\mathbb{RP}^1$  such that functions on  $\mathbb{RP}^1$  are identified with  $\pi$ -periodic functions of  $\vartheta$ . (For example,  $T = \tan \vartheta$ .)

In the coordinate  $\vartheta$ , one can use fields  $G(\vartheta)|d\vartheta|^{1/2}$  (or  $1/2$ -densities) for both cases of tensors, but say that in the first case the coefficient  $G(\vartheta)$  is  $\pi$ -anti-periodic (in other words,  $G$  is  $2\pi$ -periodic, and  $G(\vartheta + \pi) = -G(\vartheta)$ ).

(This is another context in which the Maass form case is a bit easier than the modular form case: it does not need “the twist” of anti-periodicity. Compare with Remark 94 on p. 133.)

<sup>487</sup>**N.B. (???) Periodicity: is it Hecke-like too?**

<sup>488</sup>**N.B. (???) Ref?**

<sup>489</sup>**N.B. (???) Why eigenvalue is fractal-symmetric?**

<sup>490</sup>In applications, there are additional conditions on  $F$  (preserved by Hecke operators) which determine the negative Fourier coefficients given the positive ones. (For example,  $F(t)$  may continue holomorphically to  $\{\mathrm{Im} t > 0\}$ ; or  $F$  may be even.) If all eigenvalues equal  $1 - A_{p,2}$  (which never happens in examples considered in these notes), then, additionally,  $F \equiv \mathrm{const}$  is a solution. This means that under suitable conditions, the common eigenvector is unique.

<sup>491</sup>Note that the operator  $Av$  is defined only on periodic functions with integer periods. Hence this eigenvector is automatically periodic.

<sup>492</sup>Moreover, the same holds for automorphic functions with period of length 1.

Recall that any automorphic function is periodic with a period of integer length. Moreover, if for a given  $p$  one of  $A_{p,k}$  with  $k \geq 2$  or the eigenvalue is non-0, then for the corresponding eigenvalue,  $p$  cannot divide the (numerator of) length of the minimal period. In particular, it turns out that if  $c$  is square-free (so the previous sentence applies for every  $p$ ), any eigenfunction has a period of length 1. For  $p$ s of the other type, the Fourier coefficients  $N_{p^k n}$  vanish for  $k \neq 0$  if  $(p, n) = 1$ , and the length of the period is 1. Allowing functions with length of the period more than 1 does not add “essentially new” eigenfunctions. (This is quite similar to the relation between newforms and oldforms in Atkin–Lehner–Li–Miyake theory.<sup>493</sup>)

Because of this, below we consider the Hecke operators in automorphic functions with period 1 only.

<sup>493</sup>**???** **N.B.: only we do not use orthogonal complement???** Compare with this preprint for  $\Gamma_0$ ?

Hecke operators in the vector space of automorphic functions; again, one can consider the common eigenvector problem *in this subspace*. Call the restricted operators *the automorphic Hecke operators*.

We saw that in the whole space, any collection of eigenvalues matches an eigenvector; however, it is not surprising that very few of collection survive in the subspace:

For a certain common eigenvector of automorphic Hecke operators, the eigenvalues matches the coloring of ?

Call such a sequence of eigenvalues  $A_{p,1}$  *automorphic*.

Furthermore, for every  $c \in \mathbb{N}$  we can consider the automorphic functions  $F$  which have a period of length 1 and such that the change of variables  $T \mapsto -1/T$  gives a function with period of length  $c$ . (We saw that any automorphic function with period of length 1 is of this form for a suitable  $c$ .) They form a finite-dimensional subspace. If  $p|c$  for any prime  $p$  such that  $A_{p,2} = 0$ , then the Hecke operators preserve this subspace, so there is only a finite collection of common eigenvectors (up to a multiplicative constant).

Moreover, there is only a finite collection of<sup>494</sup> sequences  $A_{p,2} = 0, \pm 1$  (for prime  $p$ ) depending only on  $p \bmod c$ ; for each choice we have a finite number of choices of eigenvectors. This gives a finite collection of automorphic sequences; they are called sequences *on level  $c$* . Hence<sup>495</sup> any automorphic sequence lives on a certain level.<sup>496 497</sup> **Conclusion:** for every  $c$ , there is a finite number of automorphic sequences of level  $c$ , and the sequence of colors for a cubic polynomial is one of them.

In the geometric context of p. 157, we can generalize this approach as:

- We chose a symmetrical geometric object  $X$  with a certain collection of symmetries of  $X$ .
- Inside the set of symmetries, we consider only a suitable subset of “symmetries with rational coefficients”, so that it is possible to say that “two symmetries are adelicly close”.
- We consider a certain type of tensor fields on  $X$  (so the symmetries act on these tensor fields).
- An *automorphic* tensor field is one which is preserved by any “rational” symmetry close to id.
- We define the “ $X$ -Hecke operators  $\mathbf{T}_p$  acting on automorphic tensor fields on  $X$  (as suitable linear combinations of the action of symmetries; the coefficients may depend on the conductor  $c$ ).
- Look for common eigenvectors of  $\mathbf{T}_p$ , and call the corresponding sequence of eigenvalues  *$X$ -automorphic*.

One of the approaches of the Langlands program is that for any point-counting sequence (such as  $\widehat{N}_n^{\text{Gal}}$ )<sup>498 499</sup> can be “distilled”, and any distilled part gives a sequence  $N_n$  such that numbers  $N_p$  coincide with a certain sequence of  $X$ -automorphic eigenvalues.<sup>500</sup> Moreover, the geometric object  $X$  matching a given point-counting problem may be chosen from one of the few series of known examples.

In fact, any eigenvector  $F$  obtained this way is automatically “fractally symmetric” tensor field on  $X$ . This is a part of being  $X$ -automorphic!

However, note a major difference with the case when  $X$  is 1-dimensional (as the cases considered so far were:  $F$  was a function of one variable): above, given any collection of coefficients  $A_{p,2}$  of Hecke operators, and any collection of eigenvalues  $A_p$ , we could immediately *calculate* Fourier coefficients of the common eigenvector  $F$ . However, with more complicated  $X$ s (apparently) this problem becomes

<sup>494</sup>**N.B. (???) Which?**

<sup>495</sup>**N.B. (???) Is  $\chi(p)$  always of this form, for an automorphic sequence?**

<sup>496</sup>Atkin–Lehner–Li–Miyake theory shows that for a given sequence, the eigenvectors form a 1-dimensional space *if we consider the minimal possible level*.

<sup>497</sup>**N.B. (???) Is not uniqueness shown above anyway?!**

<sup>498</sup>One can do more: when one considers polynomials of many variables, one can count not only the points, but also “algebraic cycles”.

<sup>499</sup>**N.B. (???) Ref?**

<sup>500</sup>Moreover,  $(N_{p^k})$  for  $k \geq 2$  are the coefficients in the definitions of Hecke operators.

much harder. (At least, I do not know cases when  $F$  for a particular distilled sequence  $N_n$  is described with  $X$  of dimension  $> 1$  and “as explicitly” as the recipe of Steps (a)–(e) (from p. 49) — followed by the Fourier transform.)

**Conclusion:** to every arithmetic “counting problem” (for solutions of a system of polynomial equations, or for “families” of such solutions — a.k.a. “cycles”), one can assign a geometric object  $X$  with a collection of “generalized Hecke operators” acting on appropriate tensor fields on  $X$  such that the solution to the counting problem is an  $X$ -automorphic sequence.

However, this is not all! “The other approach” of Langlands program goes in the opposite direction: it claims that *any*  $X$ -automorphic sequence is related to a certain arithmetic “generalized counting problem”. It defines *exactly* what a generalized counting problem is — however, I do not know whether *every such problem* may be related to a distillation of a cycle-counting problem for a system of polynomial equations.

### Verification and further examples

While we exhausted the examples we may easily plot with our tools, it makes sense to mention what else has a chance to be handled in a similar way. First, we must explain *why* the fractality observed for cubic polynomials *should* take place. The key ingredient is our description of Weil denominators as characteristic polynomials of matrices for Frobenius permutations (see Footnote 280 on p. 103). From another point of view, Frobenius elements permute 3 roots, inspect their  $3 \times 3$  permutation matrices. A permutation matrix can be thought of as permuting *real weights* assigned to the permuted points (the roots of the polynomial!). However, since these permutations preserve the *total weight*, the eigenvalues of these matrices split into two parts: the eigenvalue 1 “for the total weight”, while the rest *matches the action of the permutation* on the distributions of weights with total 0. (The latter vector space is 2-dimensional, hence this action is, essentially, given by  $2 \times 2$  matrices.)

On the other hand, having the numerator  $1 - u$  essentially *cancels* the eigenvalue 1; so all that remains is the second action. Summarizing:

- For every permutation of 3 roots, we inspect how it acts on “real weights assigned to roots” with total 0.
- The characteristic polynomial of this  $2 \times 2$  matrix has degree 2.
- To every non-exceptional prime number  $p$  we assign a particular Frobenius permutation.<sup>501</sup>
- Consider the characteristic polynomial of the  $2 \times 2$  matrix of the action of Frobenius permutation.
- The coefficients of this characteristic polynomial can be considered as coefficients of the recurrence relation.<sup>502</sup>
- Our numbers<sup>503</sup>  $N_{p^k} =: a_k$  are defined by this recurrence relation. (We start with  $a_0 = 1$ , and  $a_k = 0$  for  $k < 0$ .)

People who have heard of Artin  $L$ -function can immediately recognize<sup>504</sup> that our numbers  $N_m$  are exactly the coefficients of this function (for our assignment of  $2 \times 2$  matrices).<sup>505</sup>

<sup>501</sup>Well, only a conjugacy class — but all permutations in a class have the same characteristic polynomial.

<sup>502</sup>For example, a polynomial  $1 - 3u + 2u^2$  gives a recursion relation  $a_k - 3a_{k-1} + 2a_{k-2} = 0$ .

<sup>503</sup>... from the section on p. 48.

<sup>504</sup>In addition to what we did in the section on p. 100, one needs to check that the standard definition of the *Frobenius permutation* gives a 3-cycle if there are no roots mod  $p$  (the “red” primes), a transposition in the case of 1 root, and the trivial permutation in the case of 3 roots.

<sup>505</sup>Since our language is not good enough for a *general* description of what happens in *exceptional* primes, this does not verify the match if  $m$  is divisible by an exceptional prime. Still, in our particular case one can check such matches as well.



Finally, recall that *in the simplest cases* this part of Langlands program is *already known*:

$F(t)$  has required fractal properties when  $N_m$  are coefficients of an “uncomplicated” Artin  $L$ -function.

According to Langlands–Tunnell results (of  $\approx 1980$ )<sup>506</sup> a case is “uncomplicated” if the matrices are  $2 \times 2$ , and it is not the “icosahedral” case: products of these  $2 \times 2$  matrices do not match the composition laws of the symmetries of an icosahedron.<sup>507</sup>

One can try to proceed as above for polynomials of degree  $d > 3$ . Basically, there are two strategies: start as above, with weights with total 0, which leads to  $(d - 1) \times (d - 1)$ -matrices; or proceed with appropriately chosen  $2 \times 2$ -matrices.<sup>508</sup>

In the first case, one still gets  $N_p := \widetilde{N}_p - 1$  for non-special  $p$ . However, start with recalling that in the cubic case, cyclic polynomials would lead to  $2 \times 2$ -matrices which can be simultaneously diagonalized — and that this made the fractality patterns more complicated (see Remark 72 on p. 119). So, first of all, one may need to exclude a similar situation: when the  $(d - 1) \times (d - 1)$ -matrices above can be simultaneously block-diagonalized.<sup>509 510</sup>

Moreover, in the  $2 \times 2$  case Gelbart explicitly states<sup>511</sup> how to translate Artin’s  $L$ -function to a particular “automorphic form” (which is  $F$ , in our language), and the properties of this form. While in the case of general  $n \times n$  matrices Cogdell *apparently* says that this would work too.<sup>512</sup> “Surprisingly, the technique is exactly the same as Hecke’s, i.e., inverting the integral representation”, I could not find any exposition which would result in anything “explicit”, such as our generalized functions  $F$ .

In the second case, where we assign  $2 \times 2$ -matrices, the Langlands program has sufficiently explicit formulations<sup>513</sup> to ensure *the same* fractality properties for  $F(t)$  as what we saw in our examples. — However, in this case the numbers  $N_p$  need to be given by more complicated formulas<sup>514</sup>

<sup>506</sup>In Knapp’s notes in the Edinburgh Proceedings *Representation Theory and Automorphic Forms*, 1997, this is Theorem 8.9 (together with the paragraph after Theorem 8.7).

<sup>507</sup>The icosahedral case is also known, but only in the “even” case (meaning: 1 real root) since 2009. See Khare–Wintenberger paper *Serre’s modularity conjecture. I*.

<sup>508</sup>These two cases should be eventually connected by Langlands functoriality (for an introduction, see Friedberg’s AMS Notes).

Note that for functoriality to be *immediately* applicable, in a particular direction, one needs an extra property: if one strategy assigns to two Galois symmetries  $g$  and  $g'$  the matrices  $M_g$  and  $M_{g'}$  which have the same eigenvalues with the same multiplicities, then the other strategy must do likewise. (For non-cyclic cubic polynomials this works with our first strategy and an arbitrary strategy in place of the second strategy.)

<sup>509</sup>For  $2 \times 2$ -matrices, block-diagonalization and diagonalization are equivalent.

<sup>510</sup>For example, this happens for abelian polynomials in degree  $\geq 3$  (as we already saw in Remark 72 on p. 119), and, in degree  $\geq 4$ , for polynomials with the Galois group being the dihedral group  $D_k$ .

<sup>511</sup>In Section 4.2 (and Remark 2.5.5) of his chapter in *Modular Forms and Fermat’s Last Theorem*. I could not find similarly explicit and general statements elsewhere!

<sup>512</sup>In *Analytic Theory of L-Functions for  $GL_n$* .

On the other hand, Bump writes “The form of the Gamma factors in the functional equation show that a complex Galois representation can be associated with an automorphic form in this way only if the automorphic form is a modular form of weight one or a Maass form of weight zero with a Laplacian eigenvalue of  $\frac{1}{4}$ ” (in *Automorphic forms and representations*, CUP 1998).

<sup>513</sup>Compare with Footnote 507.

<sup>514</sup>Moreover, arguments of these formulas may include the counts  $\widetilde{N}_p^{\text{extra}}$  for some *ancillary* polynomials! (This is somewhat similar to what we did in Remark 34 on p. 51.) Still, the resulting numbers remain remote cousins of our original coloring of numbers into red/green on p. 19: the possible coefficients  $N_p$  assigned to red and green prime numbers  $p$  are different.

These “ancillary” polynomials may be “symmetric powers” of the initial polynomial  $P$ : if  $P$  has roots  $x_k$ , the second symmetric power would have roots  $x_1 + x_2$ ,  $x_1 + x_3$ , etc.

than  $N_p := \widetilde{N}_p - 1$  even for non-special  $p$ . Moreover, only a few “flavors” of polynomials allow such inclusions into  $2 \times 2$ -matrices.<sup>515</sup>

For example, in degree 4 the Galois group is a subgroup of  $S_4$ , which is a group of rotations of a cube, hence may be included into<sup>516</sup>  $SO_3\mathbb{R} \simeq PSU_2 \subset PSL_2\mathbb{C} \subset PGL_2\mathbb{C}$ . The same<sup>517</sup> happens in degree 5 when the discriminant is a complete square: the Galois group is a subgroup of  $A_5$  which is a group of rotations of icosahedron. (Compare with the section on tetrahedral/etc. cases in Wikipedia.)

With the first scenario, we are dealing with a sequence of numbers  $N_n$  obtained by the *essentially the same* rules as the rules for cubic polynomials in the beginning of this section. Moreover, the fractal transform at 0, given by  $F(1/Ct)/t$ , still multiplies  $F(t)$  by a constant (due to the “Hecke’s functional equation”); therefore the same happens at  $t$  in the Cantor hyper-family (see p. 63). However, I could not find what the Langlands program could predict about the fractality near *other* rational multiples of  $2\pi$ . This leads to a question about coefficients  $N_n$  of the Artin’s  $L$ -function of the  $(d-1) \times (d-1)$  matrices defined above:

Would the Fourier transform of  $N_n$  be an exact fractal?

This question is kind of remote from Langlands program: when we assign  $(d-1) \times (d-1)$  matrices, this gives a mapping from the Galois group of an irreducible polynomial into  $GL_{d-1}\mathbb{C}$ . By Langlands program, this is related to objects whose symmetries contain the “Langlands dual” group, which is also  $GL_{d-1}$  — but (in principle!) we need to consider the “adelic flavor” of this group.<sup>518</sup>

Fortunately, the Galois group we started with was finite, so this is the so called “Artin case”,<sup>519</sup> and — to make the long story short — we can ignore the “adelic” part and substitute something much simpler. In the Artin case, the “complicated part of adelic  $GL_{d-1}$ ” should act trivially! After we take this into account, what we need is a geometric object  $\widehat{T}$  with the action of the group  $GL_{d-1}\mathbb{R}$  and a tensor field  $\widehat{F}(\widehat{t})$ ,  $\widehat{t} \in \widehat{T}$ , which is preserved by a certain congruence-subgroup of  $GL_{d-1}\mathbb{Z}$ . (The choice of the congruence-subgroup is the place where the conductor enters the picture!)

With  $d-1 = 2$  the geometric object is the  $t$ -line (completed by  $t = \infty$ ), and the tensor field is our function  $F(t)$  (considered as a tensor-field on this line). The fact that it is preserved by a congruence-subgroup led to fractal symmetries of  $F(t)$  and  $F^{(-1)}(t)$ . However, for  $d > 3$  the group  $GL_{d-1}\mathbb{R}$  does not act on the projective line! This is why the fractality of  $F(t)$  requires a separate consideration. Anyway, a question remains:

Is there a recipe for  $\widehat{F}(\widehat{t})$  in terms of  $d$  and the sequence  $N_n$ ?

At the very end, the “arithmetic” part of the Langlands program happens to have two facets: reciprocity and functoriality; above, we used reciprocity only. **Question:**

Is it possible to extract any additional info about functions  $F(t)$  from Langlands functoriality?

<sup>515</sup>One needs to consider *inclusions* since the kernel would lead to us, essentially, studying a polynomial of a smaller degree.

<sup>516</sup>Note that this mapping does not lift to a mapping to  $GL_2\mathbb{C}$ . While there is *another* mapping into  $GL_2\mathbb{C}$ , it passes through  $S_4 \rightarrow S_3$ , hence has a kernel. — Therefore the corresponding sequence  $N_n$  corresponds to a related polynomial (the “*cubic resolvent*”) of degree 3 (from .

<sup>517</sup>... only in this case there is no non-trivial homomorphism into  $GL_2\mathbb{C}$  whatsoever.

<sup>518</sup>The adeles in question are *rational* adeles, provided our polynomial had rational coefficients (so the Galois group is defined *over* rationals). (This is why we eventually arrive at the *real* flavor of  $GL_{d-1}$ .)

<sup>519</sup>Essentially, this means that we consider “motives of dimension 0” — indeed, our polynomial is 1 equation with 1 unknown.

## The bird's eye view and the Grothendieck group of manifolds

In these notes, we chipped off a tiny chunk from the Langlands program; this chunk shows that the “point counting function”  $\widetilde{N}_m$  (see p. 49) for polynomials of degree up to 3 is in no way “random”, but has a very strong “pattern” (when restricted to prime  $m$ ; otherwise, one needs to consider  $\widetilde{N}_m^{\text{Gal}}$ ). Essentially, the Langlands program “at large” goes in the direction of stating “something similar”<sup>520</sup> for general systems of polynomial equations.

Suppose that the last (fuzzy) statement is literally true. What would be the corollaries for arithmetic? Consider the vector space spanned by all possible sequences  $\widetilde{N}_p$  (indexed by prime  $p$ ). Then:<sup>521</sup>

- This vector space has an increasing filtration indexed by a certain “complexity degree”.<sup>522</sup>
- So far, we encountered three levels of complexity: if we have no equations and  $d$  unknowns, then  $\widetilde{N}_p = p^d$ , so we have a polynomial sequence. For a quadratic equation with 1 unknown, we get a periodic sequence. (Likewise for other abelian polynomials.) For a non-abelian cubic equation with 1 unknown, we get  $\widetilde{N}_p = 1 + N_p$  where  $N_p$  are coefficients of a modular or a Maass form (and 1 is a polynomial—so it sits in “a simpler” level of filtration!).<sup>523</sup>
- The existence of our “distillation process” suggests that the filtration above can be refined to a grading.
- The Langlands program suggests that the index set of the grading is related to complex reductive groups.<sup>524</sup>

Moreover, “joining systems of equations together” shows that the vector space above is actually closed under pointwise multiplication of sequences. It is not very hard to check that when we multiply coefficients of a modular form by a periodic function, the result is again a sequence of coefficients of a modular form.<sup>525</sup> This suggests<sup>526</sup>:

The filtration above is closely related to pointwise multiplication.

(The first non-trivial examples of such multiplicativity were discovered by Rankin and Selberg about 1940.)

Finally, the vector space above is a very close relative of the  $K$ -group (actually, it has a structure of a commutative ring) of algebraic manifolds:<sup>527</sup> given a submanifold  $Z \subset X$ , we can introduce a relation  $[X] = [Z] + [X \setminus Z]$  in the abelian group generated by classes  $[X]$  of isomorphism of such manifolds. The  $K$ -group is the quotient by these relations. Direct product of manifolds gives a structure of a ring on this group. The vector space above is a quotient of this ring by a certain ideal.<sup>528</sup>

<sup>520</sup>Unfortunate, my almost complete illiteracy in these topics does not let me say anything more precise.

<sup>521</sup>I suspect that this approach should be well-known to specialists in the Langlands program—but I never saw it mentioned explicitly.

<sup>522</sup>This measure of complexity is “orthogonal” to dimension, degree, discriminant and height.

<sup>523</sup>In fact, for elliptic curves the answer is quite similar to the last one (only *the weight* of the form is different, and 1 is replaced by  $1 + p$ ).

<sup>524</sup>Moreover, for every group there is an additional filtration *by conductor* (ordered by divisibility). For example, inside the vector space of periodic sequences (here the group is  $\text{GL}_1(\mathbb{C})$ ) one considers subspaces of  $c$ -periodic sequences.

<sup>525</sup>Although I did not see it written this way! The resulting conductor is typically much harder; it is a divisor of  $cK^2$ ; here  $c$  is conductor of a modular form, and  $K$  is the length of the period.

<sup>526</sup>I cannot follow it close enough, but I suspect that Cogdell’s paper (see Footnote 512 on p. 161) investigates what happens in this directions.

<sup>527</sup>Warning: this should not be confused with the (completely unrelated)  $K$ -group of an *individual* manifold!

<sup>528</sup>Very little is known about the  $K$ -group. However, it *is* known that the affine line (“zero equations with one unknown”) is a divisor of zero, hence this ideal is non-trivial!

The filtration conjectured above can be lifted to the  $K$ -group — but the ideal remains unfiltered. This leads to a question:

Can the lifted filtration be “meaningfully refined” so that the result subdivides the ideal?
--

## Appendix: Quadratic reciprocity: Euler vs. Legendre

In context of these notes, the principal aim of this appendix is to try to reorient people who are already fluent with the Legendre’s formulation of Quadratic Reciprocity, but who are bewildered by our use of (more important!) Euler’s formulation. However, this appendix is self-contained, so may be also used by anybody who wants to find more about Quadratic Reciprocity than the basics of Euler formulation discussed so far (see p. 15). In the rest of these notes, we do not rely on the results of this appendix.

Note that here we do not discuss proofs of Quadratic Reciprocity — just what is common and what is different for its two important formulations.

Essentially, what we want to highlight here are the features which have a sporting chance to survive generalizations to the case of polynomials of higher degree. In this respect, the Euler’s approach is much better than the Lagrange’s one.

### Euler formulation was future-proof

After Legendre discovered much more structure in the patterns considered at the beginning of this paper, the Euler’s formulation have been mostly shadowed by the Legendre’s one. It took more than a century for mathematicians to realize that *in the context of direct generalizations of Quadratic Reciprocity* the Euler formulation (see p. 15) is way more natural (compare with Footnote 27).

To a large extent, the aim of the simplest generalization (“the Class Field Theory”) can be stated the same way as above: find “possible prime divisors of  $P(n)$ ”; this theory describes the answer under the condition that  $P$  “leads to an abelian field extension”.<sup>529</sup> It turns out that Euler’s formulation extends almost literally to this case!

So nowadays in the context of number theory “at large” the Euler’s formulation would be considered at least on equal footing with the (more elaborate) Legendre’s one.

Recall that Euler’s formulation describes the *symmetries* of the answers to the question of “possible prime divisors of a quadratic sequence”: one can color  $\mathbb{Z}$  red and green so that the coloring is periodic, (anti)symmetric, and a prime  $p$  appears as a divisor if and only if  $p$  is colored green.<sup>530</sup>

In particular, the collection of possible (anti)symmetries (the “*group of symmetries*”) is an infinite dihedral group. Moreover, the Euler formulation says *how large* this group is comparing to the whole group of symmetries of  $\mathbb{Z}$  (which is also an infinite dihedral group): its index is (a divisor of)  $|4D|$ , where  $D$  is the discriminant of the quadratic sequence.<sup>532 533</sup>

In fact, the (anti-)palindromicity is a particular case of top-multiplicativity (considered in the following section).

---

<sup>529</sup>Any irreducible quadratic  $P$  satisfies this condition. An irreducible cubic  $P$  satisfies it if and only if its discriminant is a perfect square.

<sup>530</sup>This is a 2-colors variant of Euler’s formulation. Above, on p. 15, we discussed a coloring into 3 colors, when the residues not mutually prime with  $|4N|$  were colored gray.<sup>531</sup> On the other hand, given such a residue  $r$ , two columns  $\pm r \bmod N$  contain at most one prime number (even in the exceptional case  $N = 2r$ , when these two columns degenerate into one). Because of this, it is easy to convert gray to red or green as required above.

<sup>531</sup>In fact, we described “gray” differently: as “this residue has only a finite number of prime number representatives”. However, a residue mod  $c$  not mutually prime with  $c$  cannot contain more than 1 prime number. Moreover, by Dirichlet theorem on arithmetic progressions, the other residues *are* represented by infinitely many prime numbers.

<sup>532</sup>It turns out that such a focus on symmetry survives even the widest possible generalization of our naive questions about prime divisors, given by the Langlands program. In fact, the usual formulations of the Langlands program are written completely in terms of describing particular flavors of symmetries.

<sup>533</sup>For pizza numbers,  $D = -\frac{7}{4}$ , which leads to the length 7 of the period. For polynomial with integer coefficients, one can replace  $|4D|$  by  $|D|$ .

Similar to the Euler's formulation, the answers given by the Class Field Theory are encoded by a periodic coloring of  $\mathbb{Z}$  into several colors. This coloring also has a suitable palindromicity property, as well as top-multiplicativity (discussed in the next section). The only difference is that colors match not the numbers  $\{\pm 1\}$ , but complex roots of 1 of a suitable degree  $d$ .<sup>534</sup>

In contrast, the generalizations of Lagrange's formulation turn out to be much more esoteric.

On the other hand, almost simultaneously with the discovery of Class Field Theory in the beginning of 20th century, another development took place: Quadratic Reciprocity entered the realm of "popular mathematics". And, as expected, what was popularized was offset by decades w.r.t. the frontier of math; it was the Legendre's formulation which entered the math pop-culture!

So, in the last century, a curious situation arised: the major textbooks on number theory as well as "capsule expositions" of Quadratic Reciprocity by the leading number theorists would highlight the Euler's approach. — And, at the same time, what most mathematicans *know* is the Legendre's one, since they "learned Quadratic Reciprocity too early", when they were more focused on the pop-math!

### Legendre's notation and top-multiplicativity

Half a century after Euler, Legendre found a different way to write down the patterns of colors we observed above. He would use 1,  $-1$  and 0 instead of our  $\bullet$ ,  $\circ$  and  $\circ$  (see p.15; this is compatible with our rules  $-\bullet = \circ$  and  $-\circ = \bullet$ ). At least, this convention allows a concise way to write down the property which was known long before Legendre: consider three sequences: "squares +  $N$ ", "squares +  $M$ ", and "squares  $- MN$ "; every prime number  $p$  acquires 3 colors each depending on whether it is a divisor of numbers in the first, and/or the second, and/or the third sequence. Then

The third color is "the product" of two other colors.

(Here the "product" is calculated according to the assignments of numbers  $0, \pm 1$  to the colors).

Using the Legendre's notation (Legendre symbol)  $\left(\frac{-N}{p}\right)$  for "the color" of prime  $p$  (taking values in  $\{0, \pm 1\}$ , with 0 meaning " $p$  divides  $N$ ") for "squares +  $N$ ", this may be written as

$$\left(\frac{-N}{p}\right) \cdot \left(\frac{-M}{p}\right) = \left(\frac{NM}{p}\right)$$

(and this is a much simpler fact that it looks: it is an almost immediate corollary of non-0 residues mod  $p$  being invertible).

For example, from the list on p.10 we can see that 23 cannot be a divisor of "squares + 3", and the list on 12 shows that 23 is not a possible divisor of "squares + 1". Using the rule above with  $N = 3$  and  $M = 1$ , we can conclude that 23 must be a divisor of the sequence "squares  $- 3$ ". And indeed,  $7^2 - 3 = 23 \times 2$ .

This may be called *multiplicativity in the top argument*: when the top argument  $NM = (-N)(-M)$  is a product, one can replace the symbol by a product of symbols.<sup>535</sup>

### Euler's formulation implies the case of small $|N|$

Essentially, top-multiplicativity reduces calculation of  $\left(\frac{n}{p}\right)$  to the cases when  $n = -1$ , or  $n$  is prime. Obviously, since a square +  $n$  can be even for any  $n$ , the number 2 is going to be always green. Hence one can focus on odd primes  $p$  only.

Note that if  $|n| = |N|$  is fixed and small, the first statement (the periodicity) in Euler's formulation reduces finding  $\left(\frac{n}{p}\right)$  for all odd primes  $p$  to a check of a finitely many values of (odd) primes  $p$ . For

<sup>534</sup>In other words, the roots  $e^{2\pi in/d}$  of  $z^d - 1 = 0$ . The corresponding prime number  $p$  can be a divisor if and only if  $z = 1$ ; the other possible values of  $z$  may be thought of "as different reasons for  $p$  not to be a divisor".

<sup>535</sup>This property explains why using  $-N$  in the definition of Legendre's symbol simplifies working with this notation.

example, for  $n = -1$  it is enough to check  $p = 3, 5$ ; likewise, for  $n = 2$  it is enough to check<sup>536</sup>  $p = 3, 5, 7, 17$ : these prime numbers cover all the odd residues mod  $|4n|$ —and the even residues are going to be gray anyway.

**Remark 101:** For what follows, the values  $n = -1, 2$  are of particular importance. Sometimes it is convenient to describe  $\left(\frac{-1}{p}\right)$  and  $\left(\frac{2}{p}\right)$  by a compact formula; the customary way is to condense the red/green colors given above into  $\left(\frac{-1}{p}\right) = (-1)^{(p-1)/2}$  and  $\left(\frac{2}{p}\right) = (-1)^{(p^2-1)/8}$ . For odd residues  $p \pmod{4}$  or  $\pmod{8}$  correspondingly) these formulas match the colors found above.

However, the particular way the right-hand sides of these formulas are written down carries absolutely no significance. (There is a lot of other expressions which would give the same results!)<sup>537</sup>

### Legendre's $p \leftrightarrow q$ -reciprocity

Top-multiplicativity and two cases of Remark 101 reduce the calculation of Legendre symbols  $\left(\frac{n}{p}\right)$  to the case  $\left(\frac{q}{p}\right)$  where both  $p$  and  $q$  are different (positive) odd primes. By definition,  $\left(\frac{n}{p}\right) = \left(\frac{n'}{p}\right)$  if  $n \equiv_p n'$  (“top-periodicity”); hence one can further reduce the calculation to the case  $q < p$ .

The final nail to get a recipe for a quick calculation is the Legendre's  $p \leftrightarrow q$ -law (“reciprocity”):

$$\text{The sign in } \left(\frac{q}{p}\right) = \pm \left(\frac{p}{q}\right) \text{ is “-” if } p \equiv_4 q \equiv_4 -1, \text{ otherwise it is “+”}.$$

This assumes that  $p$  and  $q$  are distinct odd positive primes.

**Remark 102:** This helps in calculations since if  $q < p$ , the right-hand side has a smaller number at the bottom, so  $p \leftrightarrow q$ -law may be used in recursive algorithms. For example, to deal with the right-hand side, one can reduce  $p \pmod{q}$  (by top-periodicity), factor the resulting residue  $p' < q$  as  $p' = p_1 \dots p_r$  and use top-multiplicativity—so now one needs just to calculate  $\left(\frac{p_1}{q}\right), \dots, \left(\frac{p_r}{q}\right)$  (and now  $p_1, \dots, p_r$  are much smaller than  $p$ ). To these symbols, one can apply the  $p \leftrightarrow q$ -reciprocity again; etc.

It turns out that this gives a very quick algorithm for calculation of  $\left(\frac{n}{p}\right)$ . This algorithm is the principal reason for interest in  $p \leftrightarrow q$ -reciprocity.

### Euler's formulation implies $p \leftrightarrow q$ -reciprocity

We already saw that two special cases of  $n = -1, 2$  for  $\left(\frac{n}{p}\right)$  are *immediate* corollaries of the Euler' formulation. What may be yet more surprising is that the  $p \leftrightarrow q$ -reciprocity is *also* an immediate corollary!

Apparently, this fact was not discovered until 20th century: A. Scholz published this argument in his *Einführung in die Zahlentheorie* in 1939 as a part of his proof of Quadratic Reciprocity. (Baumgart–Lemmermeyer enumerate this as “Proof No. 175” in their list of 314 proofs.<sup>538</sup>)

If  $p \equiv_4 q$ , this argument does not even need palindromicity, just periodicity! Indeed, write  $q = p + 4n$ ; then

$$\left(\frac{q}{p}\right) \overset{\circ}{=} \left(\frac{q-p}{p}\right) = \left(\frac{4n}{p}\right) \overset{*}{=} \left(\frac{n}{p}\right) \overset{\circ}{=} \left(\frac{n}{p+4n}\right) = \left(\frac{n}{q}\right) \overset{*}{=} \left(\frac{4n}{q}\right) \overset{\circ}{=} \left(\frac{4n-q}{q}\right) = \left(\frac{-p}{q}\right) \overset{*}{=} \left(\frac{-1}{q}\right) \left(\frac{p}{q}\right).$$

<sup>536</sup>In fact, this was already checked in the section on p. 12. Moreover, using Euler's palindromicity, the latter check can be reduced to  $p = 3, 7$ ; in other words, this follows from  $m^2 - 2$  being divisible by 7 for  $m = 3$ , and from  $m^2 - 2$  being only  $\pm 1 \pmod{3}$  (enough to check  $m = 0$  and  $m = \pm 1$ ) which shows that  $m^2 - 2$  cannot be divisible by 3.

<sup>537</sup>Well, having  $p^2$  in the formula for  $\left(\frac{2}{p}\right)$  has an advantage: it makes palindromicity explicit.

<sup>538</sup>In fact, this is one of only two proofs in their list which they mark as first proving the Euler's formulation, then deducing the rest from this formulation. The second such proof is Proof No. 243 by D. M. Goldschmidt of 1981.

(observe also that  $\left(\frac{-1}{q}\right) \stackrel{\circ}{=} \left(\frac{-1}{p}\right)$ ). Here we mark  $\overset{\circ}{=}$ -signs which use periodicity in top/bottom arguments with  $\circ$  above/below, and mark them with  $*$  if they use top-multiplicativity. (Only the step marked with  $\overset{\circ}{=}$  is non-obvious!)

Likewise, if  $p \equiv_4 -q$ , write  $p + q = 4n$  (with  $n > 0$ ). Then

$$\left(\frac{q}{p}\right) = \left(\frac{4n-p}{p}\right) \stackrel{\circ}{=} \left(\frac{4n}{p}\right) \overset{*}{=} \left(\frac{n}{p}\right) \stackrel{!}{=} \left(\frac{n}{q}\right),$$

likewise  $\left(\frac{p}{q}\right) = \left(\frac{n}{q}\right)$ , hence  $\left(\frac{q}{p}\right) = \left(\frac{p}{q}\right)$ . The equality marked with “!” uses the palindromicity—and this is the only non-trivial step.

### Legendre’s formulation implies bottom-periodicity

The “Legendre’s formulation” consists of 3 statements: the answers for  $\left(\frac{n}{p}\right)$  with  $n = -1, 2$  found in Remark 101, and the  $p \leftrightarrow q$ -reciprocity.

To deduce periodicity of  $\left(\frac{n}{p}\right)$  in  $p$  from Legendre’s formulation, we need to find (for a given  $n$ ) a  $|4n|$ -periodic function  $f(m)$  such that for prime  $m = p$  it coincides with  $\left(\frac{n}{p}\right)$ . By top-multiplicativity, it is enough to consider the cases when  $n = -1$ ,  $n = 2$ , or  $n = q$  is an odd prime. In the first two cases the Legendre’s formulation explicitly implies bottom-periodicity with a period of length  $|4n|$ .

However, in the last case  $\left(\frac{q}{p}\right) = g(p)\left(\frac{p}{q}\right)$  for a certain 4-periodic function  $g$ . Now  $\left(\frac{m}{q}\right)$  is explicitly  $q$ -periodic in  $m$ , which immediately implies that the right-hand side is  $4q$ -periodic.

### Legendre’s formulation implies palindromicity

To deduce the palindromicity from Legendre’s formulation is trickier. When showing periodicity, we found a periodic function  $f(m)$  such that for prime  $m = p$  it coincides with  $\left(\frac{n}{p}\right)$ ; this function takes values  $0, \pm 1$ , and it was constructed as a product over factors of  $n$ . Since palindromicity means  $f(-m) = f(m)$  (provided  $n > 0$ ), it is enough to show palindromicity for the case  $n = p$  with a positive prime  $p$ . Since  $\left(\frac{2}{p}\right)$  is an even function of  $p \bmod 8$  (we already checked this—see the wheels above on p. 15!), we may assume that  $q$  is odd.

So what we need to show is  $\left(\frac{q}{p}\right) = \left(\frac{q}{p'}\right)$  for distinct odd primes  $q, p$  and  $p'$  such that  $4q|p + p'$ . If  $q \equiv_4 1$ , then  $q \leftrightarrow p$ -reciprocity reduces this to  $\left(\frac{p}{q}\right) = \left(\frac{p'}{q}\right)$ , which follows from top-periodicity, top-multiplicativity, and from  $\left(\frac{-1}{q}\right) = 1$ . If  $q \equiv_4 3$ , then  $q \leftrightarrow p$ -reciprocity may be rewritten as  $\left(\frac{q}{p}\right) = \left(\frac{-1}{p}\right)\left(\frac{p}{q}\right)$ . Therefore palindromicity is reduced to  $\left(\frac{-1}{p}\right)\left(\frac{-1}{p'}\right)\left(\frac{-1}{q}\right) = 1$ , or  $\left(\frac{-1}{p}\right)\left(\frac{-1}{p'}\right) = -1$ , which follows from  $4|p + p'$ .

**Remark 103:** If we want to prove anti-palindromicity for  $n = -N < 0$ , then by multiplicativity, it is enough to consider the case  $n = -1$ . What we need to show is that  $\left(\frac{-1}{p}\right)$  coincides with a  $4N$ -periodic odd function for any  $N > 0$ . However, we already know this for  $N = 1$ —and this implies the general case.

### Legendre’s formulation and bottom-multiplicativity

There is another very important aspect of Quadratic Reciprocity which becomes much more conceptual in the Euler’s formulation. A certain crucial feature, *bottom-multiplicativity*, is “hidden inside a definition” when one uses a Legendre’s formulation.



Recall that the bottom-periodicity allows considering the argument  $p$  of  $\left(\frac{n}{p}\right)$  as a residue mod  $|4n|$ . Now the *bottom-multiplicativity* can be stated parallelly to top-multiplicativity:

$$\left(\frac{n}{a}\right)\left(\frac{n}{b}\right) = \left(\frac{n}{ab}\right) \quad \text{with } a, b \text{ residues mod } |4n|.$$

However, the *meaning* of this is very different from the top-multiplicativity, since we defined  $\left(\frac{n}{p}\right)$  just for prime values of  $p$ : what this equality says is that if three (positive) prime numbers  $p, p', p''$  satisfy  $p'p'' \equiv_{|4n|} p$ , then  $\left(\frac{n}{p'}\right)\left(\frac{n}{p''}\right) = \left(\frac{n}{p}\right)$ .

This was the Euler-styled approach to the bottom-multiplicativity. In Legendre's approach, it is kind of hidden behind a trick: so far, we defined  $\left(\frac{n}{p}\right)$  just in the case of prime  $p$  (see p.166). In fact, Jacobi *defined*<sup>539</sup> his generalization of Legendre symbol for any odd  $m > 0$  by multiplicativity:  $\left(\frac{n}{p_1 \dots p_r}\right) \stackrel{\text{def}}{=} \left(\frac{n}{p_1}\right) \dots \left(\frac{n}{p_r}\right)$  with prime  $p_1, \dots, p_r$ .<sup>540</sup> Note that what was surprising in Euler's formulation becomes a *definition* in the Legendre's (Jacobi's) approach.

However, when Legendre's symbol  $\left(\frac{n}{m}\right)$  is defined for any<sup>541</sup> odd  $m > 0$ , the bottom-periodicity can be stated in a much more straightforward way:  $\left(\frac{n}{m}\right) = \left(\frac{n}{m+4n}\right)$  if  $m > 0, m + 4n > 0$  are odd. This is completely parallel to the top-periodicity (which preserves its form with a composite  $m$  as well):  $\left(\frac{n}{m}\right) = \left(\frac{n+m}{m}\right)$ .

**Conclusion:** Before the observation above, to color a residue  $m \pmod{|4n|}$  on the conductor wheel we needed to find a prime number  $p \equiv_{|4n|} m$ , and use  $\left(\frac{n}{p}\right)$  as the color. Now one can factor  $m = p_1 \dots p_r$  instead, and use  $\left(\frac{n}{p_1}\right) \dots \left(\frac{n}{p_r}\right)$ . (This is using the bottom-periodicity vs. the bottom-multiplicativity.)

**Remark 104:** Likewise, now the palindromicity may be rewritten as  $\left(\frac{n}{m}\right) = \left(\frac{n}{4n-m}\right)$  if  $n > 0, 0 < m < 4n$ , similarly for anti-palindromicity (for  $n < 0$ ). In fact, the found above formulas for  $n = -1$  and  $n = 2$  preserve their form for a composite  $m$  as well; same for the top-multiplicativity. In particular,  $\left(\frac{-n}{m}\right) = \left(\frac{-1}{m}\right)\left(\frac{n}{m}\right)$ .

Using these rules, one can change  $n$  to make  $|n| \leq \frac{1}{2}m$ , or change  $m$  to make  $m \leq 2|n|$ , or factor  $m$ . Doing these steps in this order, one can reduce calculation of  $\left(\frac{n}{m}\right)$  to the case of prime  $m < |2n|$ ; then one can repeat this round again (etc). The process stops if  $m = 1$  (when  $\left(\frac{n}{m}\right) = 1$ ), or if  $n = 0$  (when  $\left(\frac{n}{m}\right) = 0$  if  $m \neq 0$ ).

This gives an algorithm for recursive calculation of  $\left(\frac{n}{m}\right)$  which does not use  $p \leftrightarrow q$ -reciprocity. In fact, it terminates very quickly even without using any "fancy" factorization methods.<sup>542</sup>

### Compare Euler's and Legendre's formulations

One can conclude:

- It is as easy to deduce the Legendre's formulation from the Euler's one as in the other direction.

<sup>539</sup>About half a century after Legendre.

<sup>540</sup>We want to emphasize it:  $\left(\frac{n}{m}\right)$  for a non-prime  $m$  is *not* defined as the "color" of  $m$  for the sequence squares  $-n$ . Instead, it "combines" the colors of the prime factors of  $m$ .

This distinctness is highlighted in Remark 106.

<sup>541</sup>There are several convenient ways to extend this to  $m \leq 0$ , but different contexts benefit from different extensions. So it is reasonable to restrict attention to  $m > 0$ .

<sup>542</sup>Indeed, the only case when the first two steps do not decrease  $|n| + m$  a lot is when  $m = 2n - a$  and  $a \ll n$ ; then they reduce  $n, m$  to become  $n' = n - a, m' = 2n' - a = m - 2a$ . Choosing a small odd prime  $p \nmid a$ , a few such steps would ensure  $p|m'$ , and one will be able to decrease  $m'$  a lot by factoring out  $p$ .

- The Legendre’s  $p \leftrightarrow q$ -symmetry shows interrelation of prime divisors of two *different* quadratic sequences.
- The Euler’s formulation shows an infinite-dihedral symmetry of prime divisors of any *particular* quadratic sequence.
- Both approaches lead to quick algorithms for calculation of  $\left(\frac{n}{p}\right)$ .

In short: the Euler’s formulation is “much more fundamental” — and contemporary (“*adelic*”) — in its approach: it chooses a particular equation  $x^2 = n$ , and examines existence of its solution mod  $p$  for different prime numbers  $p$ .

Therefore, while our “colorings of conductor wheels” do not look “very mathematical” if one is fluent with just the Legendre’s approach, in fact they bring us much closer to the high-voltage wire in the guts of Quadratic Reciprocity.<sup>543</sup>

---

<sup>543</sup>I paraphrase Jordan Ellenberg’s “You feel you’ve reached into the universe’s guts and put your hand on the wire” on the nature of mathematical understanding, from *How Not to Be Wrong*.

## Appendix: A few more words on Quadratic Reciprocity

### The case $p = 2$ of $\left(\frac{n}{p}\right)$ and the shortest period

Above, on p. 166, we argued why the case  $p = 2$  is simpler than other primes: for any  $n$ , the sequence “squares  $-n$ ” contains an even number, hence the number 2 is going to be always green (which Legendre encodes as 1). However, this does not still address the question about the color of the residue of  $2 \bmod c$  on the conductor wheel! First, the color of 2 may be an exception comparing to other prime numbers  $p \equiv_c 2$  (as we saw for  $n = -3$  on the 3-wheel on p. 15); second, this residue may be colored gray (as we saw for the same  $n = -3$  on the 6-wheel on p. 15)!

In particular, the answer depends on our choice of  $c$ , the size of the conductor wheel.<sup>544</sup> While the Euler’s formulation implies that  $c = |4n|$  will work, it does not claim that shorter periods are not possible.

So we need to know what is the *shortest* period in Euler’s formulation “with exceptions”, and what are the possible exceptions. It turns out<sup>545</sup> that the answer is<sup>547</sup>  $C = 2^m n_0$ , depending only on the square-free part<sup>548</sup>  $n_0$  of  $n$ , here  $m$  depends only on  $n_0 \bmod 4$ : if  $n_0 \equiv_4 1$ , then  $m = 0$ ; otherwise  $m = 2$ . Moreover.<sup>549</sup>

On the  $C$ -wheel, there is no exception unless  $n_0 \equiv_8 5$ , when 2 is the only exception.

(We already saw such an exception happening for  $n = -3$  on p. 13.) Hence  $2 \bmod C$  is going to be colored gray unless  $n_0 \equiv_4 1$ , when it is colored as  $\left(\frac{2}{n_0}\right)$  (which coincides with the RHS of  $\frac{n_0+1}{2} \equiv_4 \pm 1$ ). Obviously,<sup>550</sup> an odd prime  $p$  is gray if and only if it divides  $n_0$ .

**Conclusion:** put  $C' := C$  unless  $n_0 \equiv_8 5$ , when  $C' = 2C$ ; then  $C'$ -wheel is the smallest conductor-wheel with no exceptional primes.

<sup>544</sup>For example, if  $2|c$ , then the color of  $2 \bmod c$  must be gray, which would lead to  $\left(\frac{n}{2}\right) = 0$ .

<sup>545</sup>Indeed, when we deduced the bottom-periodicity from Legendre formulation (see p. 168), we already saw that the color  $\left(\frac{n}{p}\right)$  of  $p$  may be rewritten as  $\left(\frac{p}{q_1}\right) \dots \left(\frac{p}{q_k}\right)$  (here  $q_i$  are odd prime divisors of  $n$  which enter the prime decomposition of  $n$  with odd exponents), possibly multiplied by  $\left(\frac{-1}{p}\right)$  and/or  $\left(\frac{2}{p}\right)$  (which we know to be 4-periodic in  $p$ , and 8-periodic in  $p$ ). (This assumes that  $p$  is odd and mutually prime with  $n$ .)

For a fixed odd prime  $q$ , note that  $\left(\frac{p}{q}\right)$  takes *both* values  $\pm 1$  for infinitely many primes  $p$ . Moreover, the collection of numbers  $\left(\frac{p}{q_1}\right), \dots, \left(\frac{p}{q_k}\right)$  is a combinations of  $\pm 1$ , and *any* such a combination appears for infinitely many odd primes  $p$  (and here one can also require  $p \equiv_8 k$  for any odd  $k$ ).<sup>546</sup> Since  $\left(\frac{p}{q_1}\right)$  is  $q_1$ -periodic, this implies that the shortest period which works with finitely many exceptional primes  $p$  has length  $C := 2^m q_1 \dots q_k$  with  $m = 0, 2, 3$  depending on whether  $\left(\frac{-1}{p}\right)$  and/or  $\left(\frac{2}{p}\right)$  appears above. (Moreover, odd  $p$  mutually prime with  $n$  cannot be exceptions.) Therefore, even if one allows exceptions, the shortest period has length  $C$ .

A more detailed examination of the argument above shows that  $C$  depends just on the square-free part  $n_0$  of  $n$ , and  $m$  depends just on  $n_0 \bmod 4$ : if  $n_0$  is even, then  $m = 3$ ; if  $n_0 \equiv_4 3$ , then  $m = 2$ ; otherwise  $m = 0$ . Hence  $2 \bmod C$  is going to be colored gray unless  $n_0 \equiv_4 1$ .

In the latter case,  $C$  is odd, and one can also find out when  $p = 2$  is going to be an exception. Indeed, the argument above shows that all odd  $p$  with  $p \equiv_C 2$  have the same color  $\left(\frac{2}{C}\right)$ .

<sup>546</sup>All these statements follow from the Chinese remainder theorem, and from Dirichlet theorem on arithmetic progressions.

<sup>547</sup>One can recognize this as the discriminant of the field  $\mathbb{Q}[\sqrt{n}]$ .

<sup>548</sup>Here we write  $n = n_0 K^2$  with the maximal possible  $K$ .

<sup>549</sup>Indeed, all prime divisors of  $C$  appear as different residues mod  $C$  and do not share their residues with other primes. Hence their color is determined by their residues mod  $C$ . **Conclusion:** the only exception may be  $p = 2$ , and just if  $m = 0$ .

<sup>550</sup>See Footnote 531.

**Remark 105:** It took almost a century after Legendre (and 50 years after Jacobi) to realize the importance of treating  $p = 2$  like this! Kronecker noticed that defining  $\left(\frac{n}{p}\right)$  for  $p = 2$  using the  $C$ -wheel above allows extension to  $\left(\frac{n}{m}\right)$  (with any  $m$ ) by bottom-multiplicativity. What is crucial is that this extension is simultaneously bottom-periodic, bottom-multiplicative, is defined for every  $m > 0$ , and has close relation to our problem of divisors of numbers in a quadratic sequence.<sup>551</sup>

**Remark 106:** For example, observe two colored rows we matched on p. 9. Now one can recognize the bottom row as colored according to  $\left(\frac{-7}{m}\right)$  in the sense of Kronecker.<sup>552</sup> (The match between these rows is due to the discriminant for our sequence being  $D = -7 \not\equiv_8 5$ , hence  $p = 2$  is not an exception.)

### Divisors of $P(n)$ with quadratic $P$

The considerations above describe more or less completely the prime divisors of numbers in any polynomial sequence  $P(n)$  of degree 2 (compare with Remark 5). Indeed, if  $P$  is decomposable, then as we saw on p. 5, already the divisors of one linear factor “would cover” all prime numbers (with just a finite number of exceptions).

If  $P$  is irreducible, then

- Prime divisors  $p$  of the numbers in the sequence coincide with  $p$  such that  $P(x) = 0$  has solutions mod  $p$ . (Here  $p = 2$  may be an exception since it is possible that  $P$  takes integer values, and coefficients of  $P$  have 2 as a denominator: triangular numbers!)
- The “quadratic formula”  $\frac{-b \pm \sqrt{D}}{2a}$ ,  $D := b^2 - 4ac$ , shows that existence of solutions mod  $p$  is equivalent to existence of solutions of  $x^2 - D \equiv_p 0$ , provided  $p \nmid 2a$  (again, this is a finite number of exceptional primes  $p$ ’s).

**Conclusion:** with a finite number of exceptions, prime divisors of numbers  $P(x)$  are the same as prime divisors of numbers  $x^2 - D$ .

---

<sup>551</sup>In fact, there are several flavors of the definition of Kronecker symbol. Our flavor is compatible with them where they all agree.

The reason for discrepancies is that our  $n$  and  $C$  are in a certain way interchangeable (since  $\left(\frac{n}{m}\right) = \left(\frac{C}{m}\right)$  for any  $m$ ), so it is not clear “whether we are calculating a function of  $n$ , or a function of  $C$ ”. However, not every number is a possible value of  $C$ , since  $C$  is a *fundamental discriminant*. Hence if we consider  $\left(\frac{n}{m}\right) = \left(\frac{C}{m}\right)$  as a function of  $C$ , then it is defined not on every number  $C$ , but just on the fundamental discriminants.

<sup>552</sup>This is not exactly true since we were using slightly different notations on p. 9. We have not introduced “the gray color” yet, so  $m$  with  $7|m$  was colored green, not gray. (Recall that  $\left(\frac{n}{p}\right) = 0$  if  $p|n$ .)

## Used resources

Most of the references we used in these notes are accompanied by a PDF crosslink to the corresponding resource. The notable exceptions are the collection edited by Cassels and Fröhlich (from which I found out that what is important about quadratic reciprocity is not the  $p \leftrightarrow q$ -law, but the periodicity—or, as we call it here, the Euler’s formulation), Lang’s book *Elliptic functions* (which taught me the relation of the tower of congruence-groups with the adelic approach), the first half<sup>553</sup> of Jared Weinstein’s review of reciprocity laws, Example 4.7.5 of which led me to Gelbart’s paper with quite a detailed exposition,<sup>554</sup> Lemmermeyer’s book on higher reciprocity laws (however, we mentioned Baumgart–Lemmermeyer’s compendium of proofs of quadratic reciprocity).

Another text which the readers may find useful is Keith Conrad’s notes on history of Class Field Theory, as well as Roquette’s book on the related subject.

For the simplest example of how modularity may be related to cubic equations of negative discriminant see Part 6 of Jerry Shurman’s notes “Toward Modularity: the Simplest Non-Abelian Example”.

For me, the Apanasov, Krushkal and Gusevski’s book *Kleinian Groups and Uniformization in Examples and Problems* was very inspiring as a compendium of tricks (and treats!) about groups of symmetries in non-Euclidean geometries. (In fact, Harvey’s review of this book highlights many objectives and difficulties equally applicable to the design of our notes!)

The plot on p. 23 is from series of papers by J. Bernstein, F. Chamizo, S. Miller, A. Reznikov, Wil. Schmidt of 90s and 00s. (My interest in these topics stemmed a bit later from answering some questions of Don Zagier using a similar approach.)

For guidance in these labyrinths, I’m indebted to hints from T. Barnet-Lamb, N. Gurevich and A. Reznikov. (This lists only what happened in the last decade; to clear my earlier misunderstandings in these topics, it probably took whole divisions of people—and it is really sad that now I cannot list them all!)

To continue further, probably the best starting points are the discussion *The Langlands program for beginners* on **StackExchange** and slides by Sury. One can continue by following the discussion *Zeta Functions: Dedekind V* in **n-Cat Café** (as well as following the links mentioned in these discussions).

Another very convenient resource is the online tables of number fields. For example, a query with

```
Degree=3, r1=3*, |D|=1..1000, sort1=Gal, sort2=|D|, sort3=h
```

would result in a list of 27 real cubic fields of small discriminant (first cyclic, then non-cyclic ones).<sup>555</sup>

Note that when searching for polynomials of degree 4, the Galois groups are enumerated (by “T-num”) according to their size (and, for the first two, rank), with  $\mathbb{Z}/(4)$ ,  $\mathbb{Z}/(2) \times \mathbb{Z}/(2)$ ,  $D_4$ ,  $A_4$  and  $S_4$  getting **T-num**s from 1 to 5. (The first two are named  $C_4$  and  $V_4$  in the reports.)

## How to compute

As we said, the recent updates to GP/PARI math-calculator made a lot of tedious calculations much simpler to perform. Here we want to collect tidbits about these calculations. First, below we

---

<sup>553</sup>The second half of this review is dedicated to Scholtzefication, which looks unrelated to what we discuss here.

<sup>554</sup>See Footnote 511 on p. 161.

<sup>555</sup>One can check that all these cyclic fields, and the non-cyclic ones with 2 smallest values  $D = 2^2 \cdot 27, 229$  of discriminant (as well as 4 more of 20 remaining non-cyclic fields) appear in our family  $M \cdot$  “Tetrahedral numbers” +  $N$  for relatively small values of  $M$  and  $N$ .

Likewise, from 10 complex cubic fields with discriminant up to  $-110$ , the family includes all but three, with  $D = -31, -2^2 \cdot 19, -3 \cdot 29$ . In particular, it includes one with the smallest magnitude 23 of discriminant, which we investigated in Section on p. 40.

assume that our polynomial  $P$  takes integer values, and is in the variable  $X$ ; then one can get the array of “exceptional primes” for  $P$  as

```
my(Den = denominator(content(P))); factor(abs(polcoeff(P,Den))*Den*polcoeff(P,0,Den))[1].
```

One can check that  $P$  is irreducible by `1==factor(P)[2]`.

For a non-exceptional prime  $p$  and an irreducible  $P$  one can find  $\widetilde{N}_p^{\text{res}}$  as

```
# select(x -> x == 1, factormod(P,p,1)[1]).
```

The alternative way is `poldegree(gcd(P+Mod(0,p),X^p-X))`, but since GP/PARI has no “sparse polynomials”, the “calculation” of  $X^p$  for a large  $p$  may take too much stack space (and/or time). Both methods may be generalized to finding  $\widetilde{N}_{p^k}^{\text{Gal}}$ : for the first one, one should replace  $p$  by `[ffinit(p,k,varlower("PP")),p]` in the first expression, or replace  $X^p-X$  by  $X^{p^k}-X$  in the second.

For the following discussion, assume we initialized a few pieces of data with

```
NN = lfunan(lf = lfuninit(lfuncreate(nf = nfinit(P)), [0]), 1000);
```

Here one can replace 1000 by a larger number, and get a longer array  $NN$ . Note that  $NN[p] = N_p + 1$  for a prime  $p$ , likewise  $N_{p^k} = NN[p^k] - NN[p^{k-1}]$  — including the exceptional values of  $p$ .

Since for Artin’s  $L$ -function of a field the conductor is the discriminant of the field, one can find the conductor as `nf.disc`. Moreover, if one wants to calculate  $N_{p^k}$  “by hand”, to choose the correct sequence of 5 listed in Items (c) and (d) on p. 49 it is enough to know the pair  $[N_p, N_{p^2}]$ .

To see the prime decomposition of  $p$  in the field  $nf$ , inspect

```
Mat(apply(x -> ["base-prime",x[1][1],"ramification",x[1][3],"ff-degree",x[1][4],"multiplicity",x[2]], Col(idealfactor(nf,p))))
```

The first three cases (those which may appear for “non-exceptional” primes) correspond to 0, 1, or 3 factors with “ff-degree” being 1 (while no factors have “ramification” larger than 1). The last two cases correspond to presence of factors with “ramification” being 2 and 3 correspondingly.

For these 5 cases, the  $p$ -local factor of the denominator of  $L$ -function is  $1 - p^3$  (no points over  $\mathbb{F}_p$  means that there is one point over  $\mathbb{F}_{p^3}$ ), or  $(1 - p)(1 - p^2)$  (one point over  $\mathbb{F}_p$ , unramified, means that there is one other point over  $\mathbb{F}_{p^2}$ ), or  $(1 - p)^3$  (three points over  $\mathbb{F}_p$ ), or  $(1 - p)^2$  (two points over  $\mathbb{F}_p$ , one ramified), or  $1 - p$  (one triple-ramified point over  $\mathbb{F}_p$ ). Since disjoint union of manifolds (corresponds to product of their equations and) to a product of  $L$ -functions, and the  $L$ -function of a point (which is a solution to  $X = 0$ ) has local factor of the denominator being  $1 - p$  (so it is the Riemann  $\zeta$ -function), the process of “cleaning” (which proceeds “as if it removes” a point) would divide these local factors by  $1 - p$ .

**Conclusion:** in these 5 cases, after cleaning one gets  $1 + p + p^2$ , or  $1 - p^2$ , or  $(1 - p)^2$ , or  $1 - p$ , or 1. Replacing  $p$  by a formal variable  $\mathbf{p}$  and inverting, one gets 5 series in  $\mathbf{p}$ , and the coefficients at  $\mathbf{p}^k$ ,  $k > 0$ , are exactly as described (above???)

So  $N_p$  is `#idealfactorBase(nf,p)-1` (here `idealfactorBase()` is like `idealfactor()`, but returns only the vector of factors defined over the base field  $\mathbb{F}_p$ ; see the definition below), and to distinguish the second and fifth cases (when  $N_p = 0$ ) one can check `idealfactor(nf,p)[1][1][3]>1` (which detects ramification). This means that the function

```
Ntype(p,nf)=my(f=idealfactorBase(nf,p));if(#f!=1,return([#f-1,0]);[0,f[1][1][3]>1];
```

allows to determine the type of the sequence for every prime (“exceptional” or not):

```
coeff3Npow(k,t)=if(t[1]==2,k+1,t[1]==1,1,t[1]==-1,(k+2)%3-1,t[2],0,!(k%2));
```

here we use the **case**-like extended `if()` introduced in recent GP/PARI.<sup>556</sup>

<sup>556</sup>One can cut-and-paste the code below (including the intervening text) into `gp`.

```

NtypeNonSpec(p,P)=my(F);[# select(x -> x == 1, (F=factormod(P,p,1)[,1])) - 1,#F,poldegree(P),0];
idealfactorBase2(nf,p)=my(F);[select(x -> x[1][4] == 1, F=Col(idealfactor(nf,p)),F)];
Ntype(p,nf)=if(type(nf)=="t_POL",nf=nfinit(nf));my([f,F]=idealfactorBase2(nf,p));my(d=sum(k=1,#F,F[k][1][4]));\
    return([#f-1,#F,d,sum(k=1,#F,F[k][1][3]-1])); \ \ 2:total # of factors 3:deg skeleton; 4:"extra" ramific,unused;
coeffNpow(k,t)=if(t[3]==3,coeff3Npow(k,t),t[3]>3,coeff4_5Npow(k,t),coeff1_2Npow(k,t));
coeff3Npow(k,t)=if(t[1]==2,k+1,t[1],(k+2)%3-1,!(k%2)); \ \ good for -1,0,2
coeff1_2Npow(k,t)=t[1]^k; \ \ good for 0,±1
ppFactor(x)=["base-prime",x[1][1],"ramification",x[1][3],"ff-degree",x[1][4],"multiplicity",x[2]];
specPrimes(P)=my(Den = denominator(content(P))); factor(abs(poldisc(P*Den))*Den*polcoeff(P,poldegree(P)))[,1];
reportSpecFactors(P,nf=nfinit(P))=my(ps=specPrimes(P));\
    for(n=1,#ps,print(Mat(apply(x -> ppFactor(x), Col(idealfactor(nf,ps[n])))))));
\ \ The following operate on a global array N_n. We do not overwrite known elements of N_n[]!
N_n_preINIT(LIM)= N_n=vector(LIM,i,"");0;
N_n_fill_p(p,t)= my(Lim=floor(log(#N_n)/log(p))); for(POW=1,Lim,if(N_n[p^POW]==",N_n[p^POW]=coeffNpow(POW,t)));
N_n_INIT_LST(LST)= for(n=1,#LST,N_n_fill_p(LST[n][1],LST[n][2]));
N_n_INIT_SPEC_ps(P,LST=0)= if(LST,N_n_INIT_LST(LST);return); \
    my(ps=specPrimes(P),nf=nfinit(P));for(n=1,#ps,N_n_fill_p(ps[n],Ntype(ps[n],nf)));
\ \ Check avoids calling NtypeNonSpec() in presence of denominators
N_n_INITpsNONSPEC(P)= forprime(p=2,#N_n,if(N_n[p]==",N_n_fill_p(p,NtypeNonSpec(p,P))));
N_n_fill_N(n)=if("!"=N_n[n],return); my(d=factor(n),D=1); for(i=1,#d[,2],D*=N_n[d[i,1]^d[i,2]]);N_n[n]=D;
\ \ The last 2 statements compactify (arrays with edited entries are not memory-efficient)
N_n_INIT(LIM,P,LST=0)= N_n_preINIT(LIM);N_n_INIT_SPEC_ps(P,LST);N_n_INITpsNONSPEC(P);for(n=1,#N_n,N_n_fill_N(n));N_n=N_n;0;

```

Now doing  $N\_n\_INIT(1000, X*(X^2-1)+12)$  initializes the array  $N\_n$  with 1000 first numbers  $N_k$ .

```

\ \ Intermediate data to calc the Fourier transform: in global array of poly PN_n
PN_nINIT(LIM,P,LST=0) = N_n_INIT(LIM,P,LST); PN_n=apply(f -> Polrev(vector(#N_n\*f,n,1.*N_n[n]/n)), [1,2]);0;
N_n_cFt(X,f=1)=my(v=exp(I*X));v*subst(PN_n[f],x,v);
N_n_Ft(X,f=1)=imag(N_n_cFt(X,f));

```

After  $PN\_nINIT(LIM,P)$ ,<sup>557</sup> one can plot with  $plot(X=-0.1,7,[N\_n\_Ft(X,2),N\_n\_Ft(X)])$ . This would draw the Fourier transform of half the array  $N\_n$ , and the whole array — so that one can see whether one needs to calculate more elements of  $N\_n$ . (To get pictures of this report, we needed LIM of order of magnitude of million(s).)

(Plotting with  $my(c);plot(X=-0.1,7,[N\_n\_Ft(X,2),imag(c=N\_n\_cFt(X)),real(c)])$  would show the real and the imaginary part.)

If one wants to cover the case of degree 4, one should add this code:

```

coeff4_0Npow(k,t)=if(t[2]>1,(1+k\2)*(1-2*(k%2)), [1,-1,0,0][1+k%4]);
coeff4_5Npow(k,t)=if(t[3]>4,coeff5Npow(k,t),t[1]==3,(k+1)*(k+2)/2,t[1]==1,1+k\2,t[1]==-1,coeff4_0Npow(k,t),!(k%3));
\ \ deg=5: Roots: 5 -> (1-u)^4 => (d+1)*(d+2)*(d+3)/6; 3 -> (1-u)^2(1-u^2) => (d+2)^2/4 if 2|d, (d+1)(d+3)/4 otherw;
\ \ 2 -> (1-u)(1-u^3) => 1+d\3; ??? 1 -> {1}{2}{2}(1-u^2)^2 1+d/2 if 2|d, 0 otherwise or {1}{4} 1-u^4 => 1 if 4|d, 0 otherwise
\ \ 0 {2}{3} (1+u)(1-u^3) 1,-1,1,0,0,0 repeated; {5} 1,-1,0,0,0 repeated
coeff5_01Npow(k,t)=if(t[1]==-1,if(t[2]>1,[1,-1,1,0,0,0][1+k%6],[1,-1,0,0,0][1+k%5]),t[2]>2,(!bitand(k,1))*(1+k/2),!bitand(k,3));
coeff5Npow(k,t)=if(t[3]>5,error("power"),t[1]==4,(k+1)*(k+2)*(k+3)/6,t[1]==2,(k+2)^2\4,t[1]==1,1+k\3,coeff5_01Npow(k,t));

```

To compare our manually-computed array  $N\_n$  with PARI's  $lfunan()$ , use:

```

ckPrN(p,n)=my(a,b,c);if((a=N_n[p^n])==(b=NN[p^n])-(c=NN[p^(n-1)]),,print(p"~n":\t"a"\t"b" - "c));
ckPr(p,L)=for(n=1,floor(log(L)/log(p)),ckPrN(p,n));
ck(L=#NN)=forprime(p=2,L,ckPr(p,L));
ckP(P,LIM=1000000)=N_n_INIT(LIM,P);NN = lfunan(lf = lfunit(lfuncreate(nf = nfinit(P)),[0]),LIM);ck();
repP(p)=[N_n[p^k]|k<-[0..floor(log(#NN)/log(p))],[NN[p^k]|k<-[0..floor(log(#NN)/log(p))]];

```

A few more tidbits: one can find  $\left(\frac{a}{b}\right)$  by  $kronecker(a,b)$ . One can find  $\ell_s$  (defined on p.126) as  $lfun(13,-s)$ . In the case of modular forms, if one knows  $N_p$  for a few values of  $p$ , one can

<sup>557</sup>This usage assumes that  $P$  is irreducible. Otherwise one needs to specify the parameter  $LST$  explicitly. For example, for the case  $M = 16$  considered on 114,

$$LST = [[2, [0, 0, 3]], [3, [2, 0, 3]], [13, [1, 0, 3]]]$$

One can find the primes to include by  $specPrimes(P)$ . To find the suitable arrays, follow the explanations above and the section on p.100. (Here  $[2, 0, 3]$  means “ $N_{p^k}$  behaves same as for a cubic polynomial with  $N_p = 2$ ”.)

use `mfeigensearch([1..LIMc],1, [[p1,Np1]],..., [pk,Npk]])` to list all cases for sequences  $N_m$  with these particular values,<sup>558 559</sup> up to  $c = \text{LIMc}$ .

The code to find “runs” (see Footnote 452 on p. 147), via `findSW(20*109,1)` (which may count wrongly divisors of the discriminant, since we use `NtypeNonSpec`):

```
findSW(M,rep,N=1,stp,pr)=my(i=0,j=0,t,prev);forprime(p=1,M,my(v=NtypeNonSpec(p,P));if(v[1],if(v[1]>1,i++;j++;\
if(p>N,t=rep*(4*j-2.5-i)>0;if(pr||t,print([i,4*j-2,p,v,prev,j,i-4*j+1]));if(t,if(stp,break,rep*=-1)));prev=p),i++;prev=p);1.*(i+1
```

---

<sup>558</sup>For example, one can run `my(p);mf=mfeigensearch([1..800],1, vector(50,k,[p=prime(k),N_n[p]]));#mf`, increasing the limit 800 until at least one modular form is found, and increasing the count 50 until the number of found forms decreases to 1. Then `mf[1]` contains the found form; one can inspect it via `mfdescribe(mf[1])`.

<sup>559</sup>**N.B. (???) The only way I know to find the conductor is to decrease LIMc until the found form disappears.**